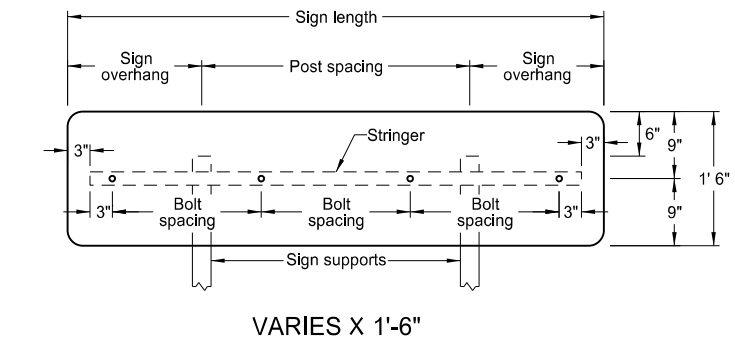
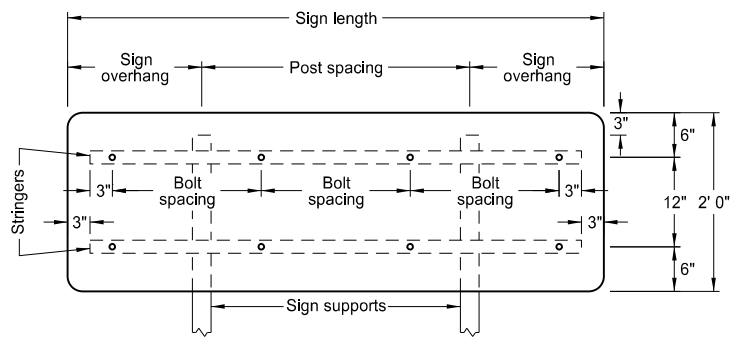


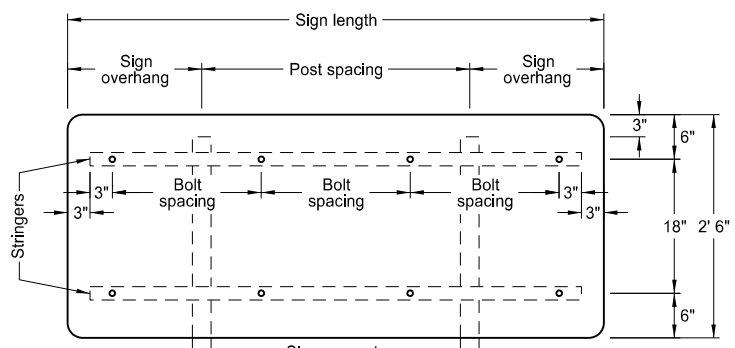
SIGN PUNCHING, STRINGER AND SUPPORT LOCATION DETAILS FOR VARIABLE LENGTH SIGNS



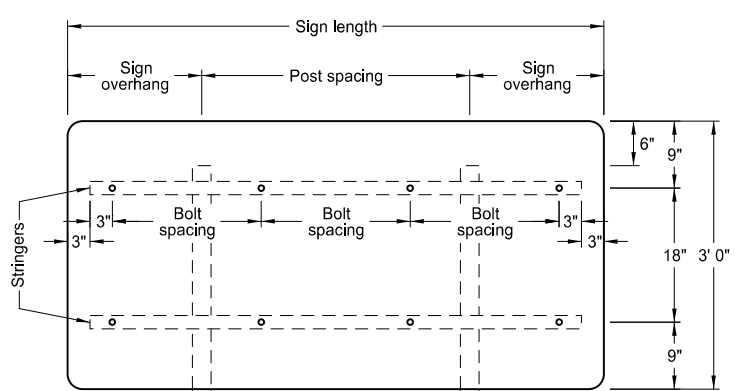
VARIES X 1'-6"



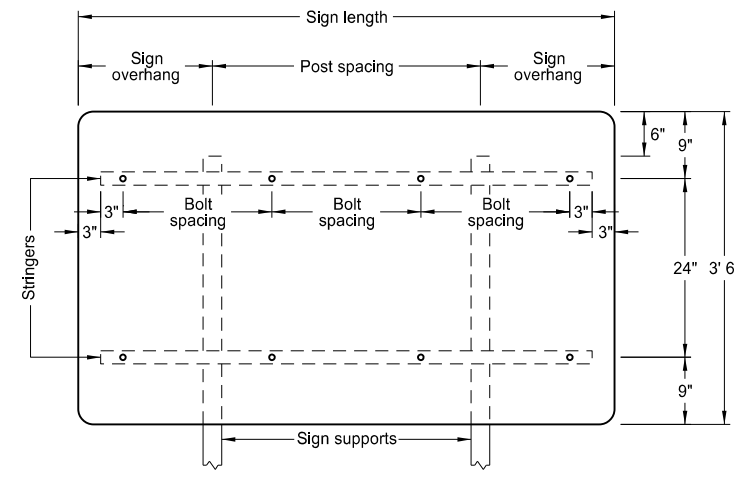
VARIES X 2'-0"



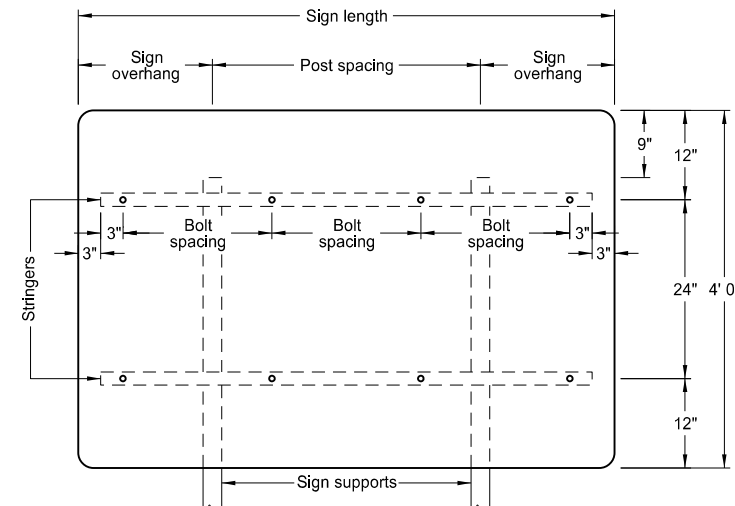
VARIES X 2'-6"



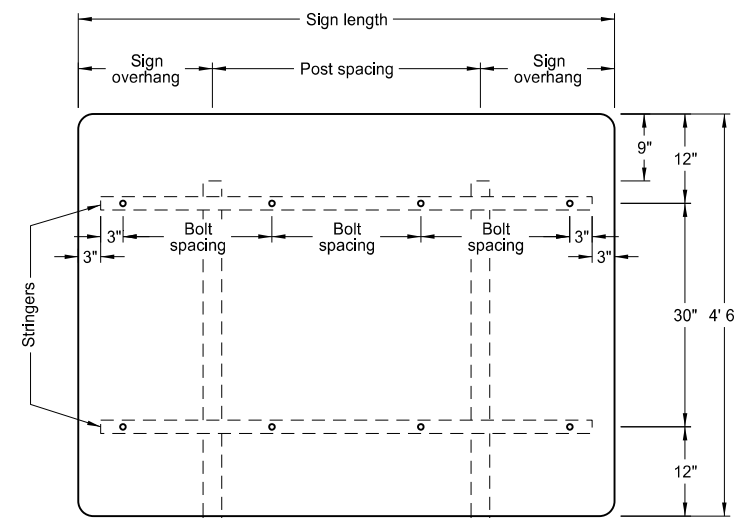
VARIES X 3'-0"



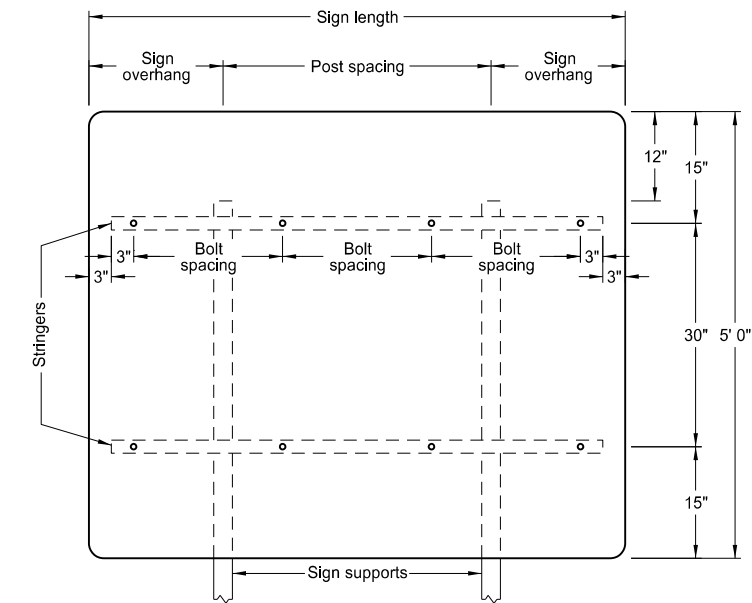
VARIES X 3'-6"



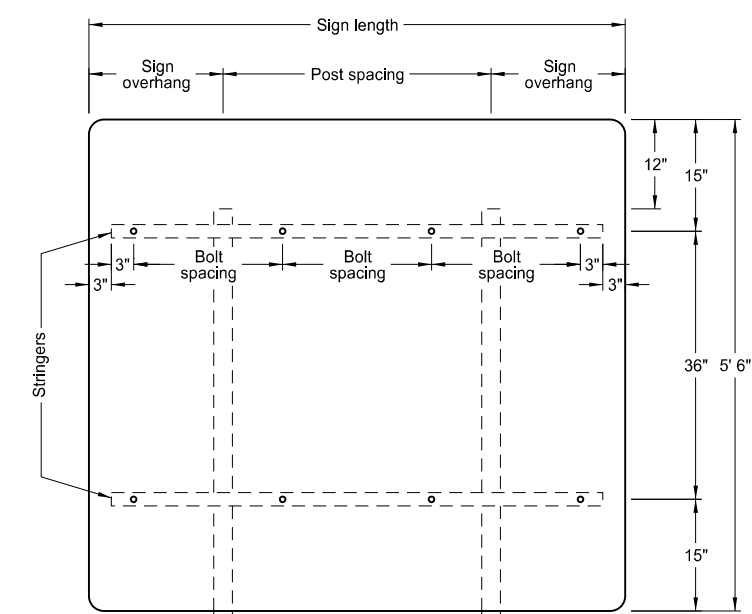
VARIES X 4'-0"



VARIES X 4'-6"



VARIES X 5'-0"



VARIES X 5'-6"

2 POSTS			
Sign Length	Sign Overhang	Post Spacing	Bolt Spacing
4'-0"	1'-0"	2'-0"	18"
4'-6"	1'-3"	2'-0"	21"
5'-0"	1'-0"	3'-0"	24"
5'-6"	1'-3"	3'-0"	18"
6'-0"	1'-6"	3'-0"	20"
6'-6"	1'-3"	4'-0"	22"
7'-0"	1'-6"	4'-0"	24"
7'-6"	1'-9"	4'-0"	2-20" & 2-19"
8'-0"	2'-0"	4'-0"	21"
8'-6"	1'-9"	5'-0"	2-22" & 2-23"
9'-0"	2'-0"	5'-0"	24"
9'-6"	1'-9"	6'-0"	4-20" & 1-22"
10'-0"	2'-0"	6'-0"	2-21" & 3-22"
10'-6"	2'-3"	6'-0"	4-23" & 1-22"
11'-0"	2'-6"	6'-0"	24"
11'-6"	2'-9"	6'-0"	21"
12'-0"	2'-0"	8'-0"	22"
12'-6"	2'-3"	8'-0"	23"
13'-0"	2'-6"	8'-0"	24"
13'-6"	2'-9"	8'-0"	3-22" & 4-21"
14'-0"	3'-0"	8'-0"	2-23" & 5-22"
14'-6"	3'-3"	8'-0"	6-23" & 1-24"
15'-0"	3'-6"	8'-0"	24"
15'-6"	2'-9"	10'-0"	6-22" & 2-21"
16'-0"	3'-0"	10'-0"	4-23" & 4-22"
16'-6"	3'-3"	10'-0"	6-23" & 2-24"
17'-0"	3'-6"	10'-0"	24"
17'-6"	3'-9"	10'-0"	22"
18'-0"	3'-0"	12'-0"	6-23" & 3-22"
18'-6"	3'-3"	12'-0"	6-23" & 3-24"
19'-0"	3'-6"	12'-0"	24"
19'-6"	3'-9"	12'-0"	8-22" & 2-23"
20'-0"	4'-0"	12'-0"	8-23" & 2-22"

- Notes:
- Use 0.100 inch minimum thickness sign backing material.
 - Use 1 1/2" x 1 1/2" perforated square tube stringers.
 - Punch holes round for 3/8" bolt.

NORTH DAKOTA DEPARTMENT OF TRANSPORTATION	
9-25-12	
REVISIONS	
DATE	CHANGE
8-30-18	Updated notes to active voice.
9-04-19	New Design Engineer PE Stamp.

This document was originally issued and sealed by Kirk J Hoff, Registration Number PE-4683, on 9/04/19 and the original document is stored at the North Dakota Department of Transportation