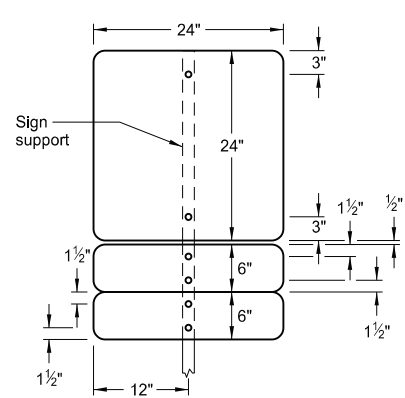
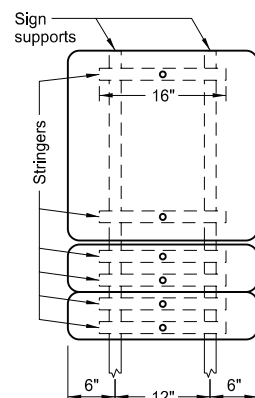


SIGN PUNCHING, STRINGER AND SUPPORT LOCATION DETAILS
REGULATORY, WARNING, AND GUIDE SIGNS

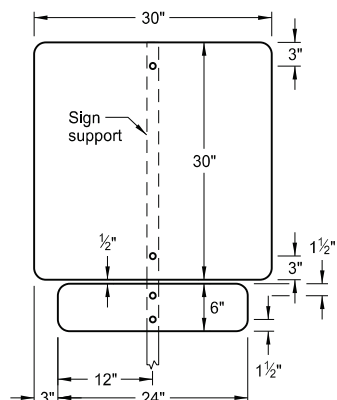


1 Post

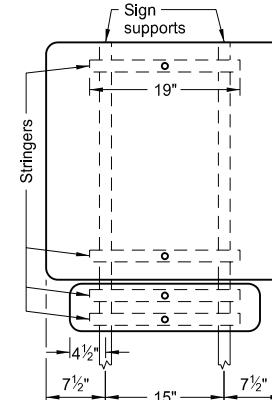


2 Posts

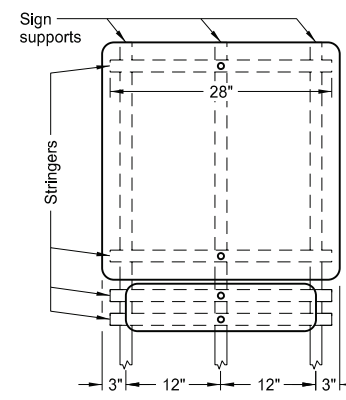
ASSEMBLY NO. 68



1 Post



2 Posts

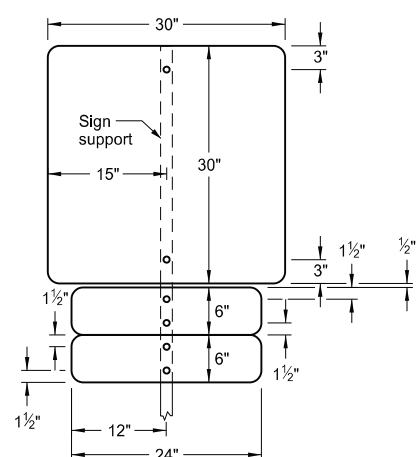


3 Posts

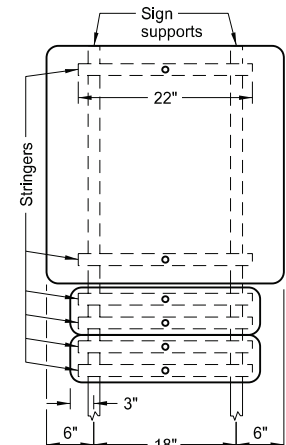
ASSEMBLY NO. 69

Notes:

1. Use 0.100 inch minimum thickness sign backing material.
2. Use 1 1/2"x1 1/2" perforated square tube stringers.
3. Punch holes round for 3/8" bolt.

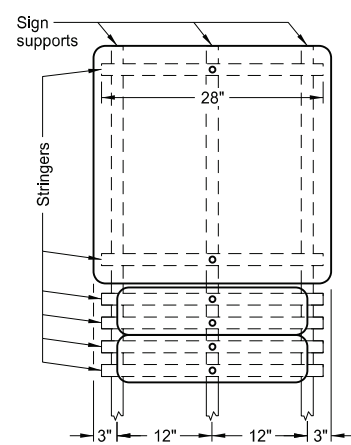


1 Post

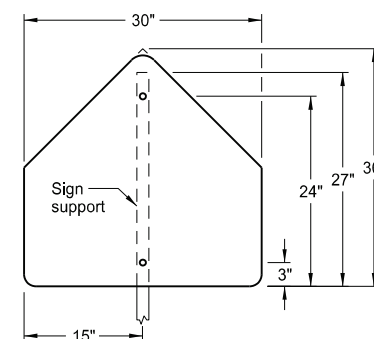


2 Posts

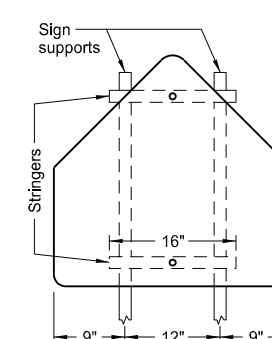
ASSEMBLY NO. 70



3 Posts

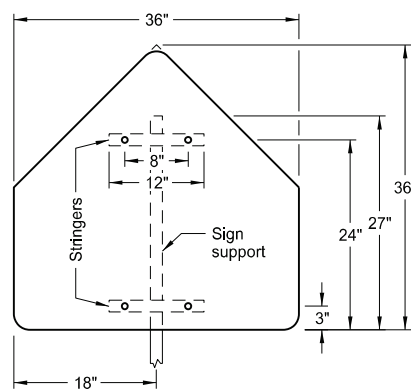


1 Post

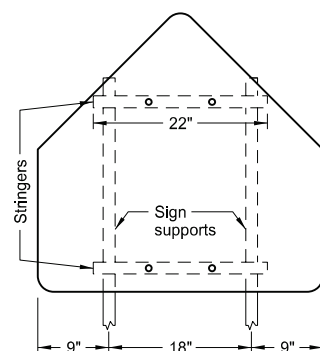


2 Posts

ASSEMBLY NO. 71

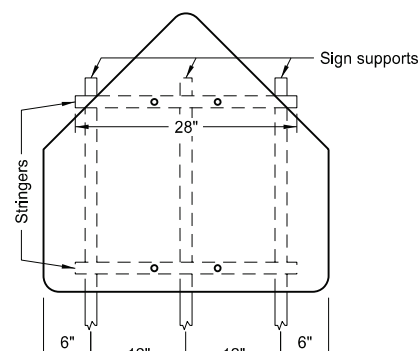


1 Post




2 Posts

ASSEMBLY NO. 72



3 Posts

NORTH DAKOTA DEPARTMENT OF TRANSPORTATION	
8-22-12	
REVISIONS	
DATE	CHANGE
8-30-18	Updated notes to active voice.
8-30-19	New Design Engineer PE Stamp.
8-06-24	Electronic Stamp/Signature.



08/06/24