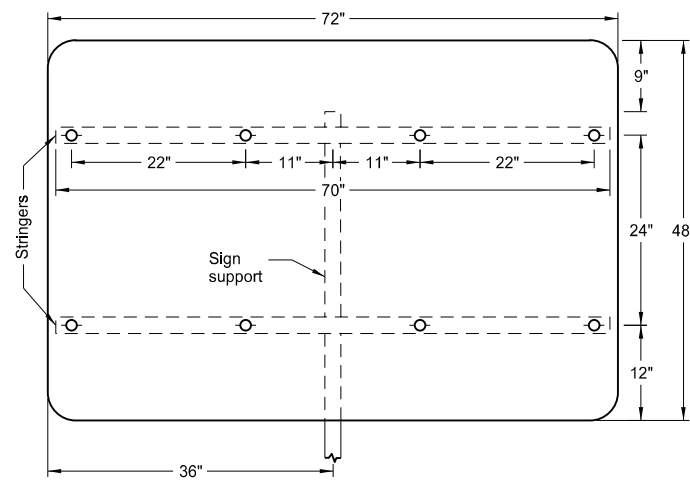
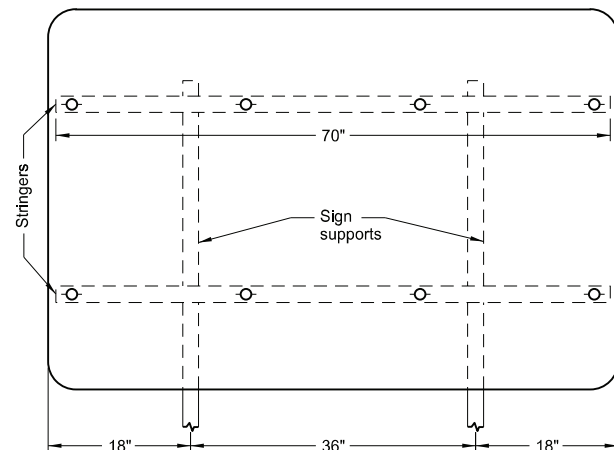


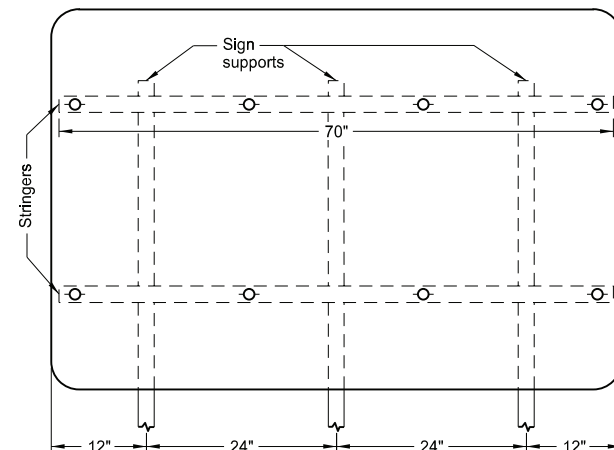
SIGN PUNCHING, STRINGER AND SUPPORT LOCATION
DETAILS REGULATORY, WARNING AND GUIDE SIGNS



1 Post



2 Posts

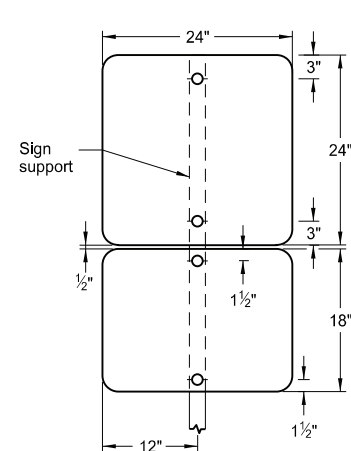


3 Posts

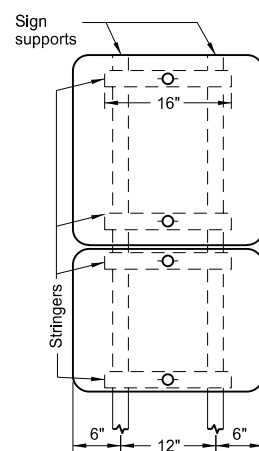
Assembly No. 41

Notes:

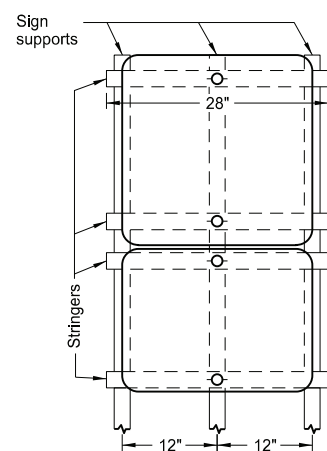
1. Use 0.100 inch minimum thickness sign backing material.
2. Use 1½" x 1½" perforated square tube stringers.
3. Punch holes round for ⅜" bolt.



1 Post

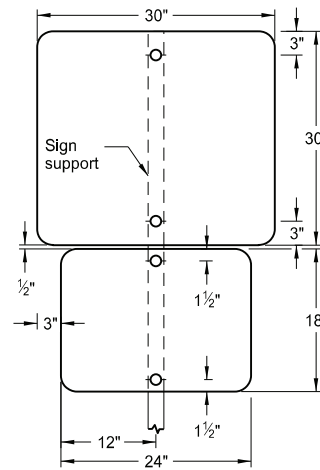


2 Posts

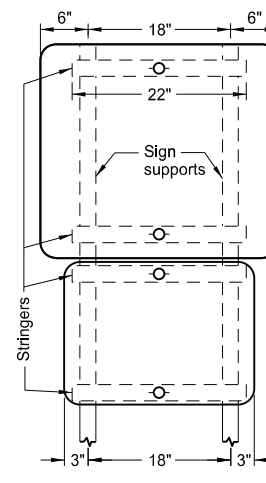


3 Posts

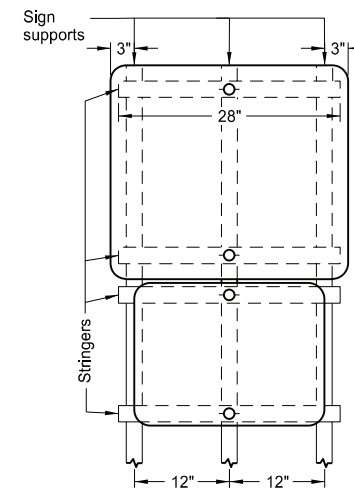
Assembly No. 42



1 Post




2 Posts



3 Posts

Assembly No. 43

| | |
|----------------------------------------------|--------------------------------|
| NORTH DAKOTA DEPARTMENT OF TRANSPORTATION | |
| 12-1-10 | |
| REVISIONS | |
| DATE | CHANGE |
| 8-30-18 | Updated notes to active voice. |
| 8-30-19 | New Design Engineer PE Stamp. |
| 8-06-24 | Electronic Stamp/Signature. |



08/06/24