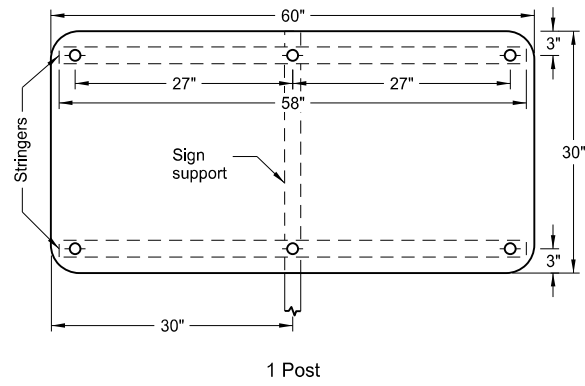
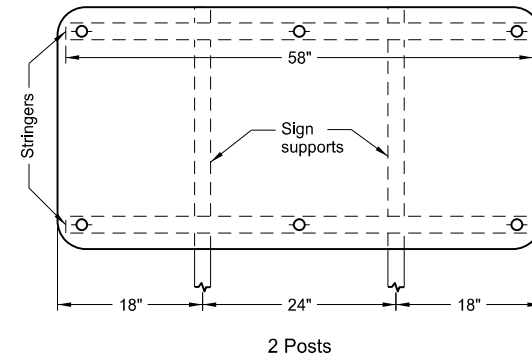


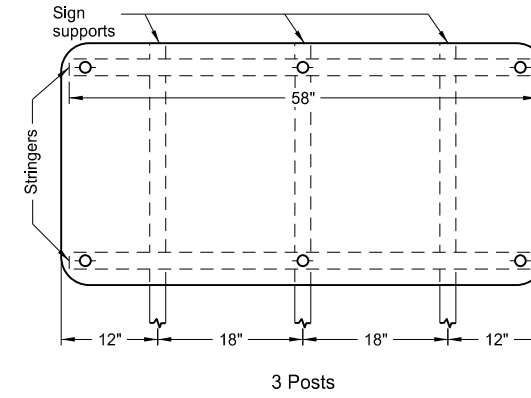
SIGN PUNCHING, STRINGER AND SUPPORT LOCATION
DETAILS REGULATORY, WARNING AND GUIDE SIGNS



1 Post



2 Posts

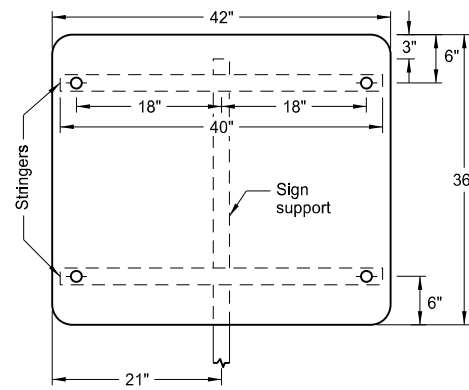


3 Posts

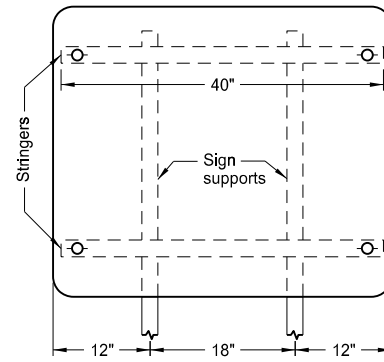
Assembly No. 38

Notes:

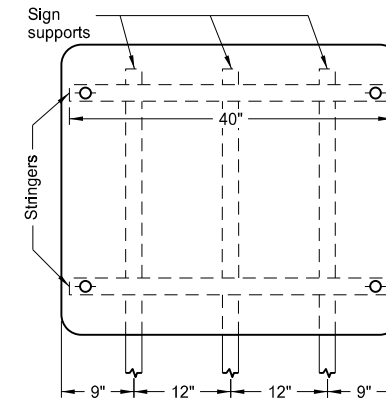
1. Use 0.100 inch minimum thickness sign backing material.
2. Use 1½" x 1½" perforated square tube stringers.
3. Punch holes round for ⅜" bolt.



1 Post

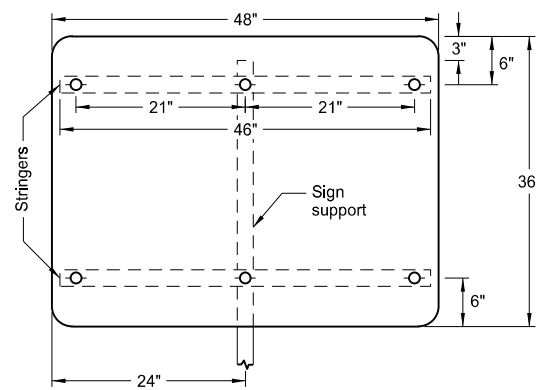


2 Posts

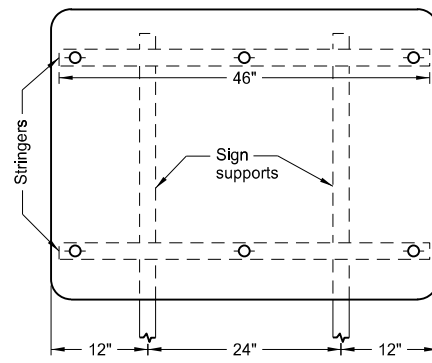


3 Posts

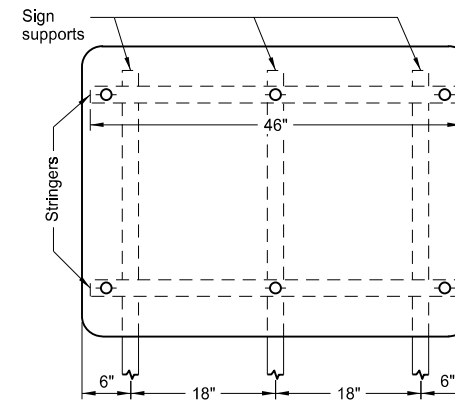
Assembly No. 39



1 Post



2 Posts



3 Posts

Assembly No. 40

NORTH DAKOTA DEPARTMENT OF TRANSPORTATION	
12-1-10	
REVISIONS	
DATE	CHANGE
8-30-18	Updated notes to active voice.
8-30-19	New Design Engineer PE Stamp.

This document was originally issued and sealed by
Kirk J Hoff,
Registration Number
PE- 4683,
on 8/30/19 and the original document is stored at the North Dakota Department of Transportation