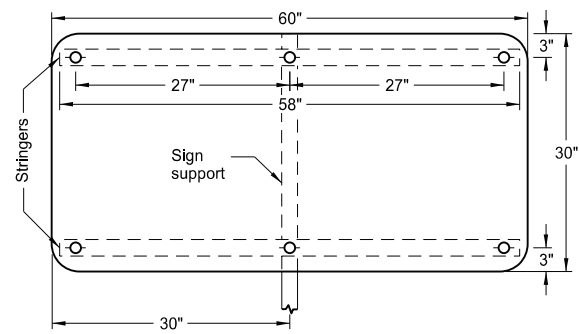
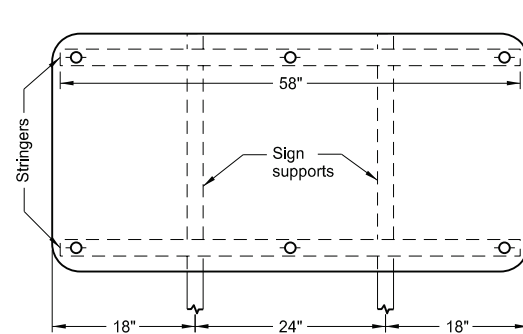


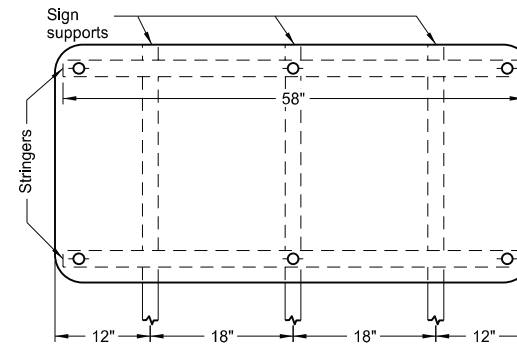
SIGN PUNCHING, STRINGER AND SUPPORT LOCATION  
DETAILS REGULATORY, WARNING AND GUIDE SIGNS



1 Post

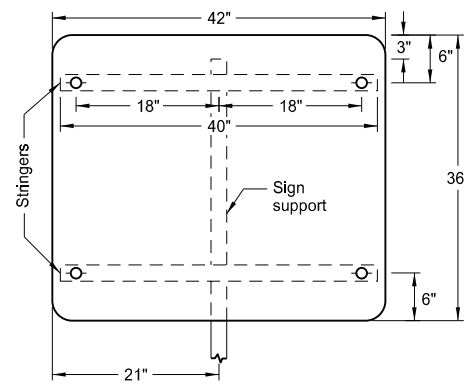


2 Posts

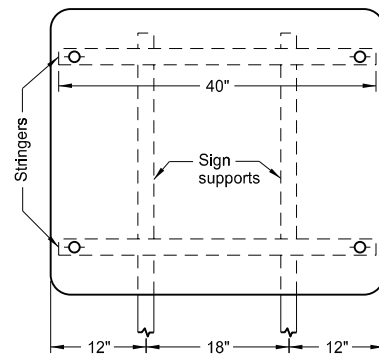


3 Posts

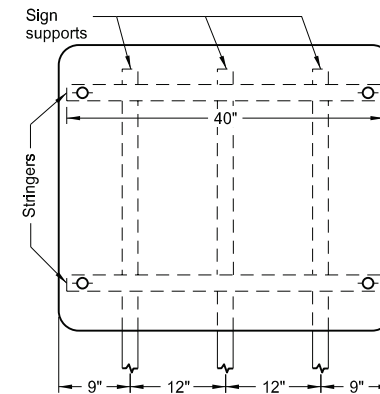
Assembly No. 38



1 Post

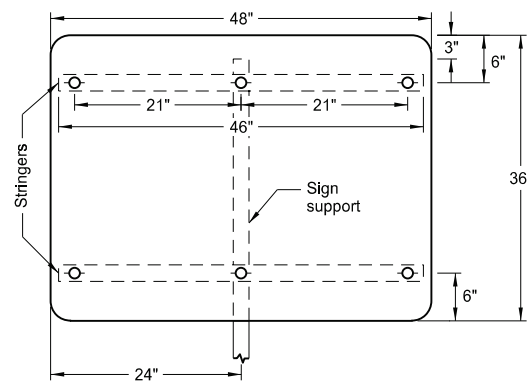


2 Posts

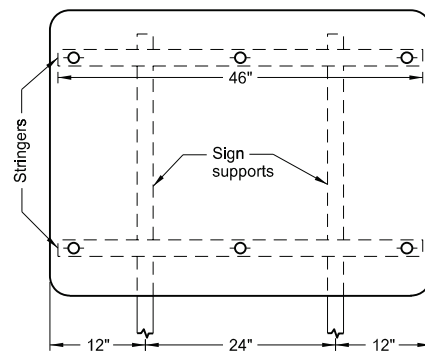


3 Posts

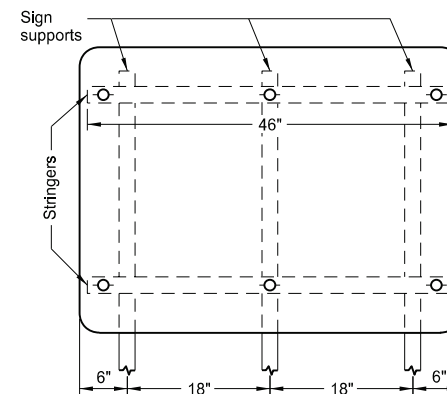
Assembly No. 39



1 Post



2 Posts



3 Posts

Assembly No. 40

Notes:

1. Use 0.100 inch minimum thickness sign backing material.
2. Use 1½" x 1½" perforated square tube stringers.
3. Punch holes round for ⅜" bolt.

NORTH DAKOTA DEPARTMENT OF TRANSPORTATION	
12-1-10	
REVISIONS	
DATE	CHANGE
8-30-18	Updated notes to active voice.
8-30-19	New Design Engineer PE Stamp.
8-06-24	Electronic Stamp/Signature.



08/06/24