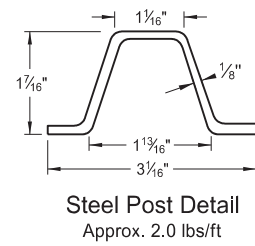
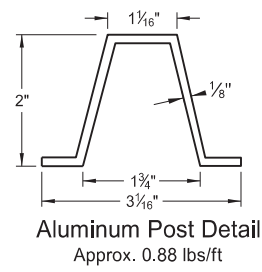
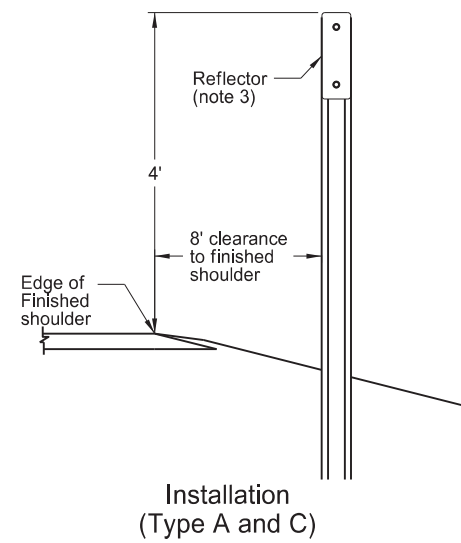


REFLECTORIZED DELINEATORS - TWO-LANE TWO-WAY HIGHWAY



Delineator Details

Type A and C

Installation: Install posts along the right shoulder line, in the direction of travel, unless shown otherwise on the plans.

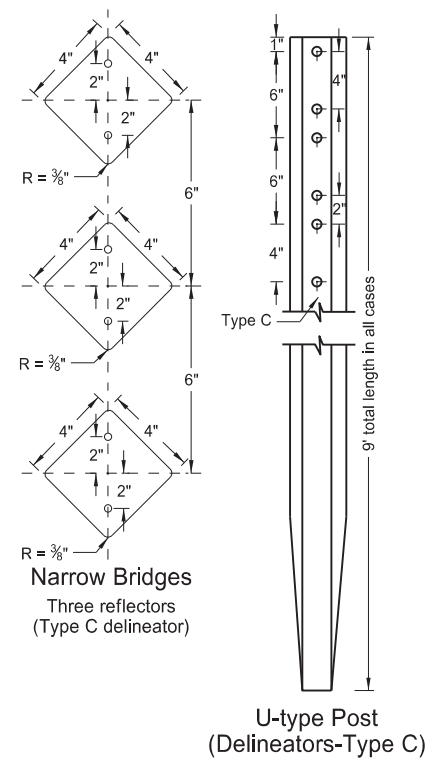
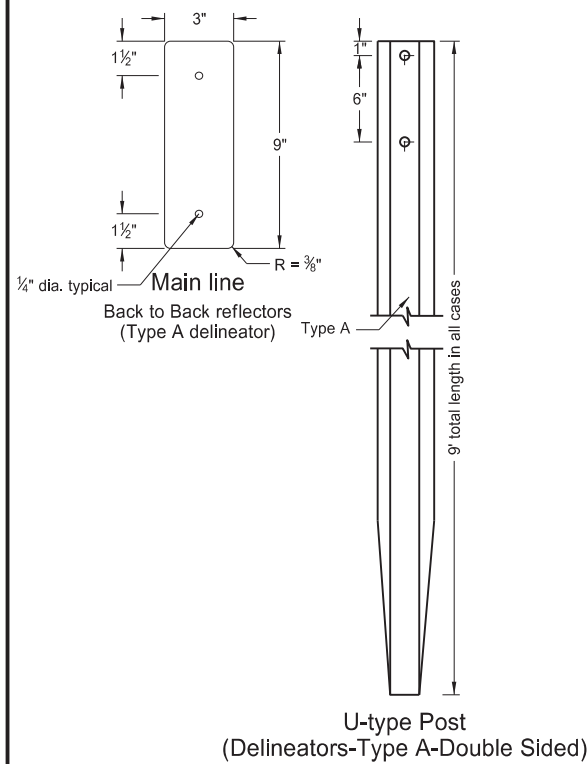
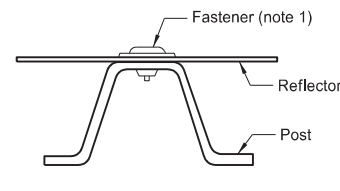
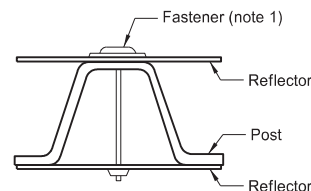
Reflectors: Use reflector of the same color as the adjacent pavement marking with a 0.080 inch minimum thickness sign backing material.

(1) Use fasteners that are a minimum 1/4" diameter. Use double headed rivet or other non-rust vandal resistant fastener.

(2) Drill only those holes required to attach the number of reflectors on that post, or drill all the posts the same so that any number of reflectors may be added.

(3) Mount reflector facing traffic at an angle of 90° away from oncoming traffic.

(4) Include all costs for materials, labor, and equipment to install double sided type A delineators in the unit price bid for "Delineators-Type A-Double Sided." Include all costs for materials, labor, and equipment to install type C delineators in the unit price bid for "Delineators-Type C."



NORTH DAKOTA DEPARTMENT OF TRANSPORTATION	
12/16/22	
REVISIONS	
DATE	CHANGE



12/16/22