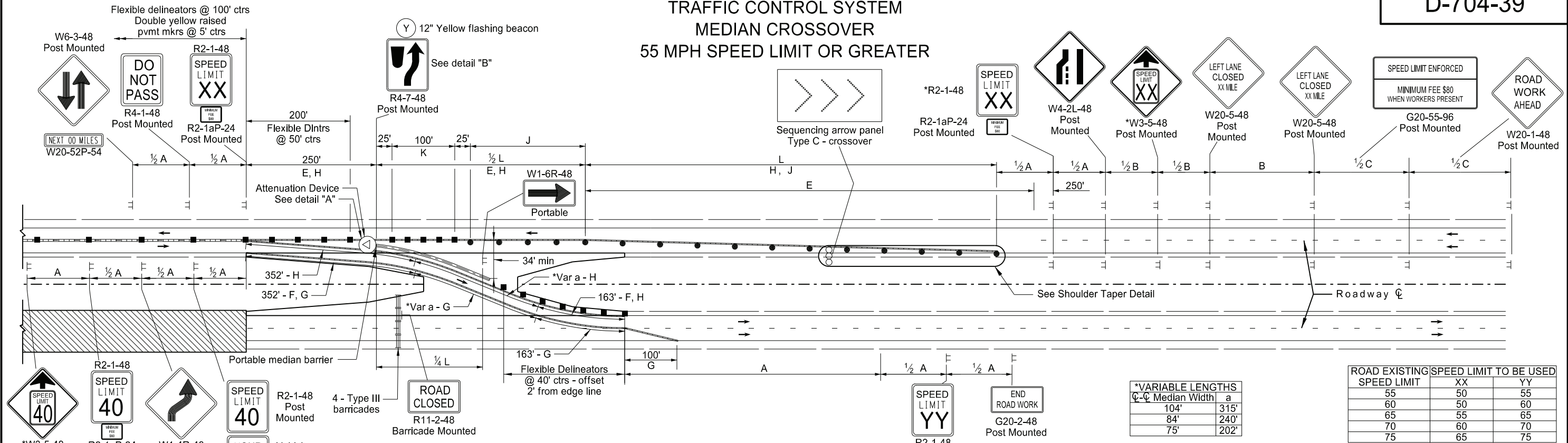


*Not required for projects on roadways with 55 mph existing speed limit.

D-704-39

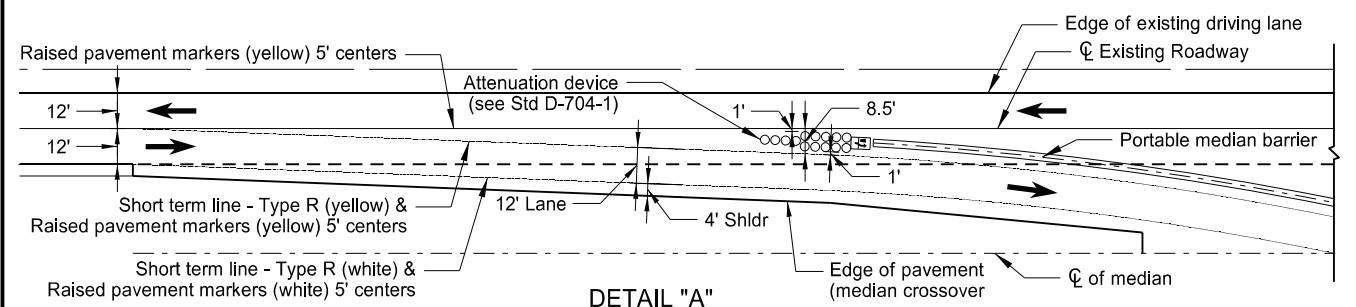
TRAFFIC CONTROL SYSTEM MEDIAN CROSSOVER 55 MPH SPEED LIMIT OR GREATER



ROAD TYPE	Minimum Distance Between Signs (ft)		
	A	B	C
Urban Expressway and Freeway (55 mph to 65 mph)	850	1,350	2,200
Rural Expressway and Freeway (70 mph to 75 mph)	1,000	1,500	2,640

C-C Median Width	a
104'	315'
84'	240'
75'	202'

SPEED LIMIT	XX	YY
55	50	55
60	50	60
65	55	65
70	60	70
75	65	75

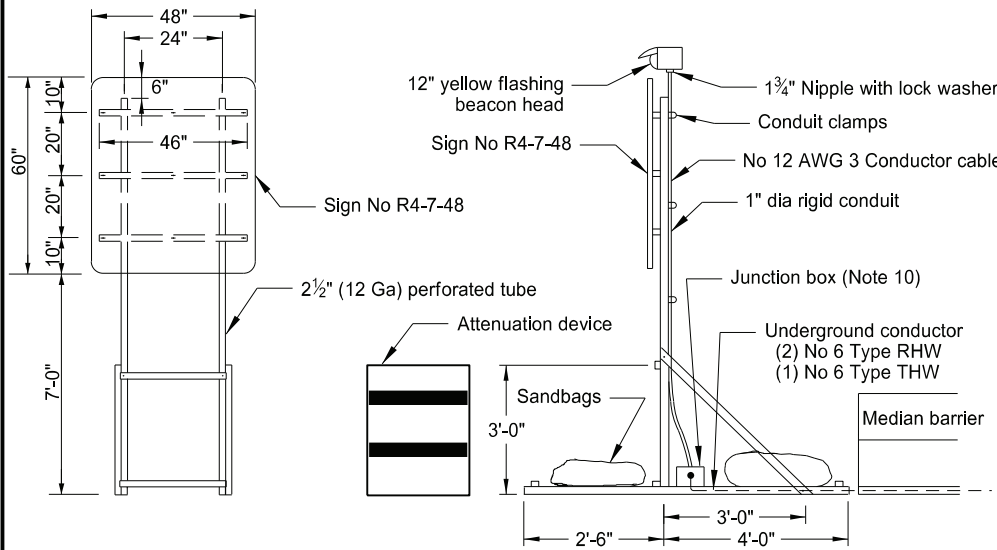


KEY

- Flagger
- Type I barricade
- Type II barricade
- Type III barricade
- Sign
- Work area
- Sequencing arrow panel
- Delineator drum
- Flexible Delineator

LEGEND

- E Obliteration of pavement marking (10' line, 30' skip, C)
- F Obliteration of pavement marking (edge lines)
- G Short Term Line - Type R (white) & raised pavement markers (white) @ 5' centers
- H Short Term Line - Type R (yellow) & raised pavement markers (yellow) @ 5' centers
- J Drums spaced @ "S" centers
- K Flexible delineators-4 spaces @ 25'



ITEM	QTY
TYPE III BARRICADES	Ea 3
SEQUENCING ARROW PANELS TYPE C-CROSSOVER	Ea 1
FLASHING BEACON	Ea 1
VEHICLE SPEED FEEDBACK SIGN	Ea 1

ITEM	QTY	PRE-CONSTRUCTION SPEED LIMIT				
		55 MPH	60 MPH	65 MPH	70 MPH	75 MPH
DELINEATOR DRUMS	Ea	15	16	16	16	16
FLEXIBLE DELINEATORS	Ea	111' (75' C-C Median), 112' (84' C-C Median), and 114' (104' C-C Median)				
ATTENUATION DEVICES	Ea	1 Type B-55, 1 Type B-60, 1 Type B-65, 1 Type B-70, 1 Type B-75				
PORTABLE MEDIAN BARRIER	LF	222' (75' C-C Median), 216' (84' C-C Median), and 212' (104' C-C Median)				

ITEM	QTY	PRE-CONSTRUCTION SPEED LIMIT														
		75' C-C Median					84' C-C Median					104' C-C Median				
		55 mph	60 mph	65 mph	70 mph	75 mph	55 mph	60 mph	65 mph	70 mph	75 mph	55 mph	60 mph	65 mph	70 mph	75 mph
OBLITERATION OF PAVEMENT MARKING**	SF	424	435	446	467	478	435	446	457	478	489	434	446	457	478	489
RAISED PAVEMENT MARKERS (YELLOW)	Ea	432	450	468	486	504	440	458	476	494	512	455	473	491	509	527
RAISED PAVEMENT MARKERS (WHITE)	Ea	163	163	163	163	163	171	171	171	171	171	186	186	186	186	186
SHORT TERM LINE-TYPE R (YELLOW)	LF	1,957	2,047	2,137	2,227	2,317	1,995	2,085	2,175	2,265	2,355	2,070	2,160	2,250	2,340	2,430
SHORT TERM LINE-TYPE R (WHITE)	LF	817	817	817	817	817	855	855	855	855	855	930	930	930	930	930

**Quantity based on 6 inch wide existing pavement marking - adjust SF when existing lines are 4 inch wide.

- Notes:**
- Variables:
S=Numerical value of posted speed limit, off-peak 85th percentile speed prior to work starting, or anticipated operating speed in MPH.
W=Width of offset in feet
L=Taper length in feet. Speeds 45 mph or greater L=WS.
 - Place signs and barricades on the roadway on moveable assemblies. Mount signs on barricades with the sign bottom on the top of the top barricade bar.
 - Install signs R4-1-48, W6-3-48, and W20-52P-54 at one mile increments and after each interchange.
 - Place the speed limit sign only if the crossover is more than 1 mile from an interchange exit ramp.
 - Place Sequencing Arrow Panels at the beginning of the taper when possible. Where shoulder width does not provide sufficient room, move panel closer to work area and place on roadway surface. Use Type C on roadways with high traffic speeds and volumes (over 40 mph or 5000 ADT or greater).
 - Cover existing speed limit signs within a reduced speed zone.
 - Upon approval, the Engineer will measure obliterated or covered pavement marking as Obliteration of Pavement Marking.
 - As an option, use portable sign supports in lieu of post mounted signs in accordance with NDDOT Standard Drawing D-704-14.
 - Reduce speed when placing traffic control devices. Place "Minimum Fee \$80" signs below speed limit signs in reduced speed areas. Place "Work Zone Speed Limit Enforced" sign in advance of the project at the time traffic control devices are installed.
 - Determine proper size, waterproof junction box, and attach to skid or vertical brace assembly.

NORTH DAKOTA DEPARTMENT OF TRANSPORTATION	
5-31-12	
REVISIONS	
DATE	CHANGE
06/23/14	Revised Note 8
03/15/16	Removed Do Not Pass sign & updated notes
11/14/16	Revised attenuation width, terminal area, & quantities
08/17/17	Updated note & quantity
11/01/19	Note, sign #, & Del Drum update
12/08/21	Switched order of Road Work Ahead and Spd Limit Enforced & added Dollars At Work
12/20/23	Removed Dollars At Work sign, shortened Xover, revised tables
06/12/24	Pvmt Mkg Type/Quantity update

KIRK J. HOFF
REGISTERED
PROFESSIONAL
PE-4683
ENGINEER
NORTH DAKOTA

06/12/24

Place conductor behind barricade away from traffic, tie at each barrier connection, and drape above the ground. Place conductors a minimum of 6" underground between the barrier and pole.