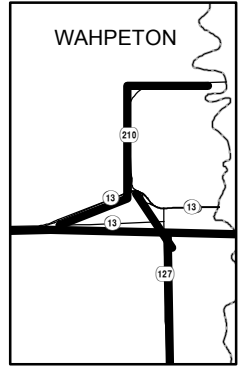
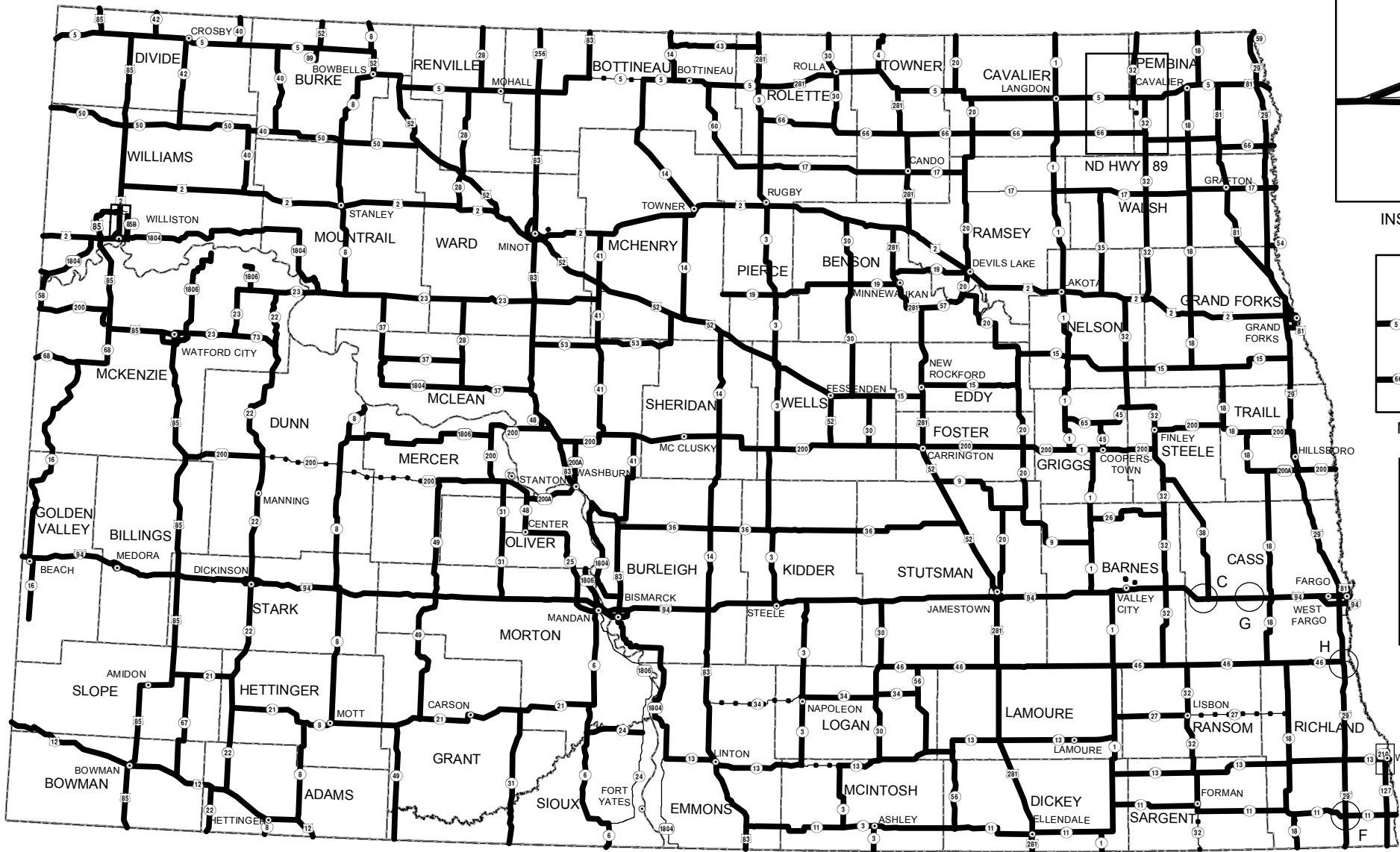
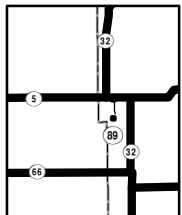


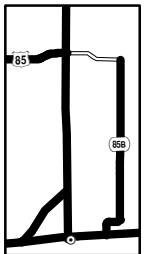
PERMIT BRIDGE LOAD LIMITATIONS ON NORTH DAKOTA STATE HIGHWAYS



INSET NO. 1

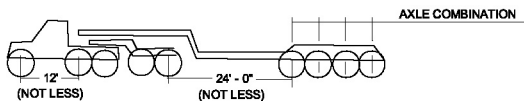


ND HWY 89



WILLISTON

WHAPETON
INSET
NO. 1



- CLASS 1- Up to 68,000 lbs. per Axle Combination
- CLASS 2- Up to 64,000 lbs. per Axle Combination
- CLASS 3- Up to 48,000 lbs. per Axle Combination
- CLASS 4- Up to 34,000 lbs. per Axle Combination

- LIMITATIONS ON STRUCTURES
- C = ND 38 OVER I-94 - CLASS 2
 - F = ND 11 OVER I-29 - CLASS 3
 - G = ND 10 OVER I-94 - CLASS 2
 - H = ND 46 OVER I-29 - CLASS 2



APPROVED:

Grant Lee
NDDOT DIRECTOR

12/01/15

DATE
9-6 ANNEX A