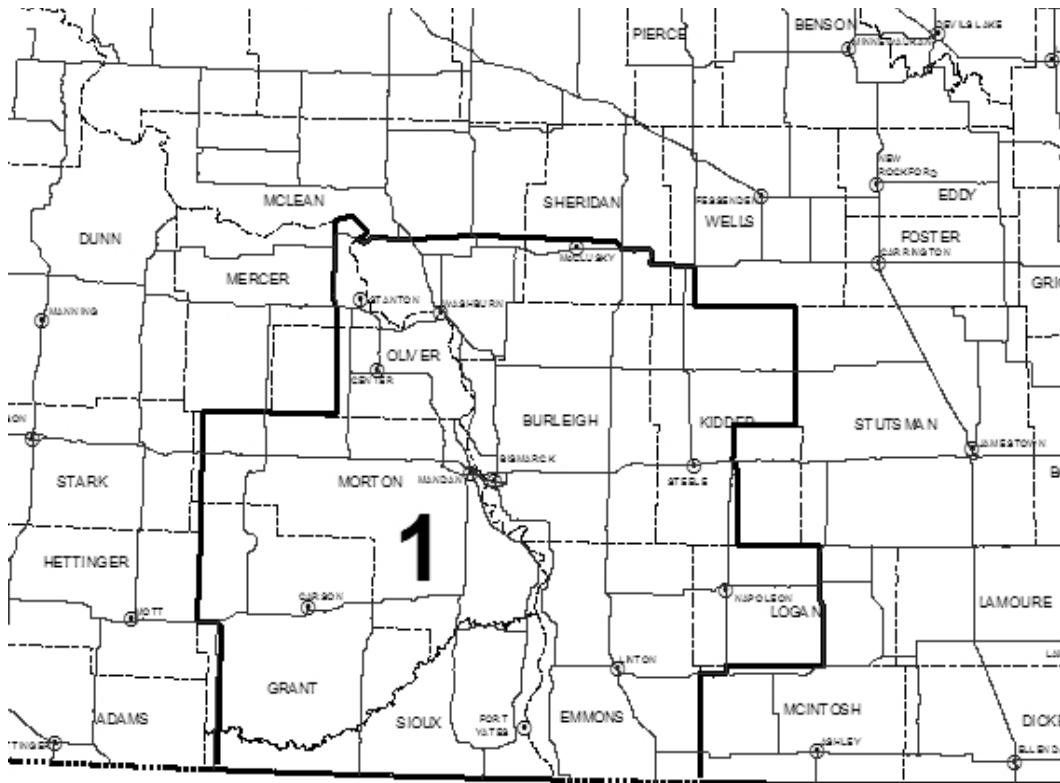


NORTH DAKOTA DEPARTMENT OF TRANSPORTATION

BISMARCK DISTRICT HIGHWAY INFORMATION

2023 Data



PREPARED BY

NORTH DAKOTA DEPARTMENT OF TRANSPORTATION

BISMARCK, NORTH DAKOTA

Website: <http://www.dot.nd.gov/>

DIRECTOR

Ronald J. Henke, P.E.

PLANNING/ASSET MANAGEMENT DIVISION

SCOTT D. ZAINHOFSKY P.E.

April 2024

INTRODUCTION

This report contains summary information of the pavement condition data collected in the fall of 2023. It is a compilation of information related to the pavement distress, IRI, traffic volumes, and construction history, of the North Dakota state highway system for the District referenced on the cover. Much of the data is presented in a more general form than its original source. While more detailed information can be obtained by going directly to individual files, this report provides an accurate overall picture of the state highway system for the referenced District. Similar books are available for the other 7 Districts.

PAVEMENT MANAGEMENT CONDITION RATINGS

Category	Distress	IRI (in/mile)	Rut (in)
Excellent	>=97	0-60	<0.25
Good	91-96	61-99	0.25-0.37
Fair	84-90	100-145	0.38-0.50
Poor	<84	>145	>0.50

DISTRESS SECTION RANKING

This section contains a ranking of all highway segments for the District sorted by distress score from worst to best. Automated "scoring" is done to arrive at a distress score. A distress score of 99 is the starting point and describes a pavement with no distresses. Deduct values are assigned to distresses and are subtracted from 99 to arrive at a distress score. The lower the distress score, the worse the pavement distress condition. Sections that were not scored will have a N/A in the distress score column.

IRI SECTION RANKING

This section contains the ranking of all highway segments for the District sorted by the International Roughness Index (IRI) from worst to best. The IRI is a measure of pavement smoothness that is calculated from the longitudinal profile of the roadway surface. The higher the IRI, the worse the pavement surface smoothness. Sections that were not scored will have a N/A in the IRI column. The IRI category ranges were modified in fall 2008.

MAINTENANCE SECTION RANKINGS

Due to software changes to the maintenance data system in 2004, we are not able to query this data at this time

MISCELLANEOUS INFORMATION

Starting with data collected in 2018, the distress scores were calculated with a new method. The changes to distress scoring were:

- Microsurface and Thin Lift Overlay projects are reset to a distress score of 99 (if no cracking is visible) rather than the previous method of being assigned a 6 point patch score.
- Distresses are based on the percent severity of each type of distress within each mile rather than the worst severity of each distress for each mile.

Starting in 2018, the faulting was collected using the 3D system on the data collection vehicle.

Starting in 2013, pavement distress data was collected using Pathway Service's 3D automated crack detection and analysis system. The automated 3D system scores the entire mile rather than the first tenth of a mile as previously scored. NDDOT's existing distress deduct values were used with the 3D system.

As stated previously, the IRI ranges were modified in fall 2008. The following chart shows the history of the IRI ranges, since there was also a revision to the IRI ranges in 2004. This is provided for informational purposes only. Any past IRI value can be compared to the current ranges.

Category	2003 & earlier IRI Ranges	2004-2007 IRI Ranges	Current IRI Ranges (adopted 2008)
Excellent	0-60	0-80	0-60
Good	61-95	81-129	61-99
Fair	96-132	130-177	100-145
Poor	>=133	>177	>145

The following scale is used to categorize average rut.

Category	Rut (in)
Excellent	<0.25
Good	0.25-0.37
Fair	0.38-0.50
Poor	>0.50

Average rut (inches) is calculated as the average of the raw rut data collected for the mile. The rut deduct used in the distress score is arrived at by a severity analysis. The category, from the rut scale above, with the worst 20% of the values is used to assign the deduct.

PRPI and Ride scores are listed in this document; however, pavement management is no longer using these measures to describe ride quality. Refer to the IRI score and the IRI ranges to describe ride quality.

On Line

All data found in this book is easily accessible and in more detail through the mainframe database. Contact the RIMS coordinator in your district or division or the Pavement Management Section of Planning/Asset Management Division if you need help in using the mainframe.

This document was created by the Planning/Asset Management Division's Pavement Management Section. Please forward any comments on this document to Stephanie Weigel, PE, at 328-2528 or by email at sjweigel@nd.gov. Further assistance pertaining to this document may also be obtained from Aaron Berger at 328-2411 or by email at aberger@nd.gov.

LEGENDS

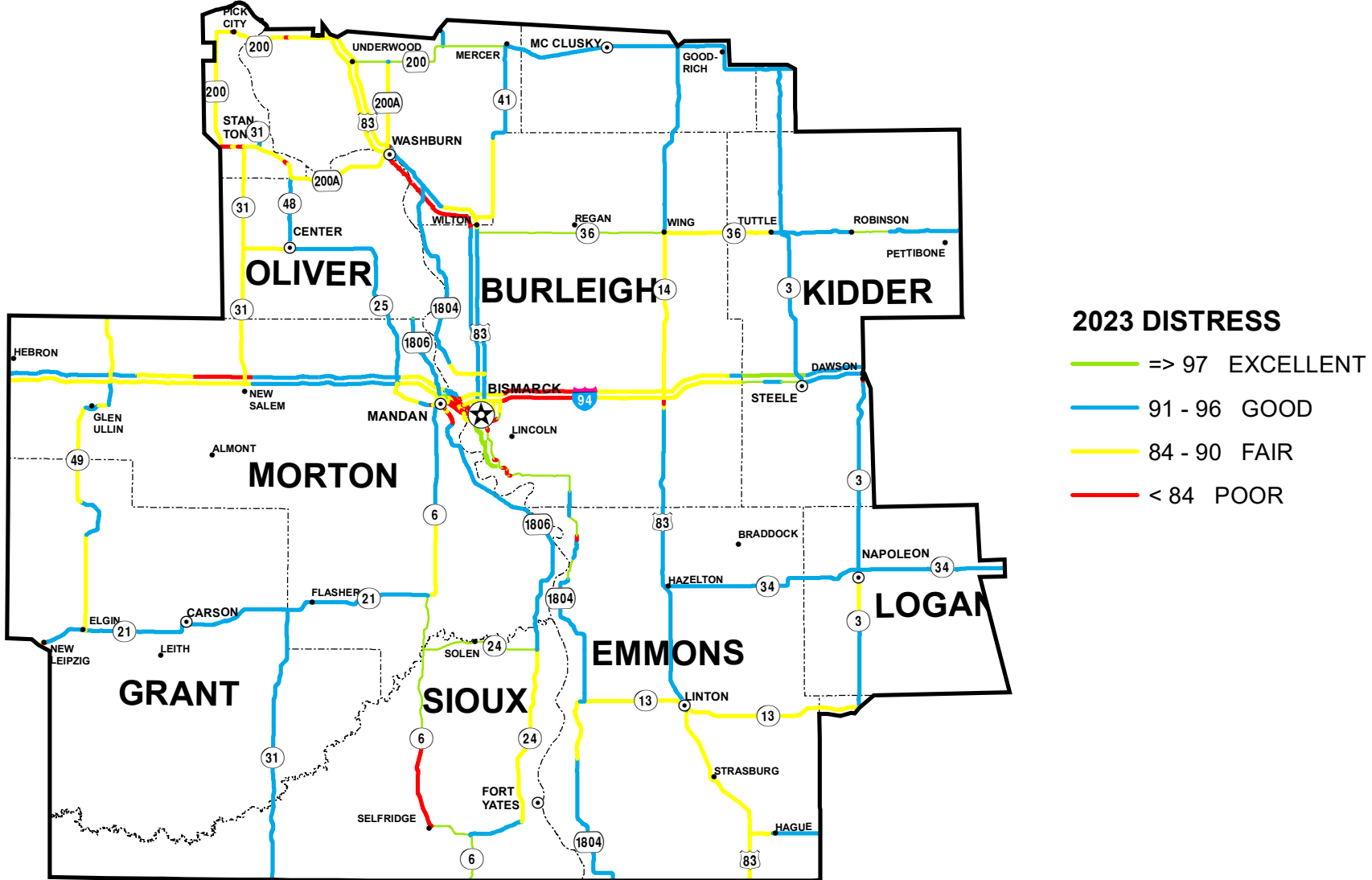
DISTRESS

DC=•D• CRACKING, **LJS**=LONGITUDINAL JOINT SPALLING, **LC**=LONGITUDINAL CRACKING, **TC**=TRANSVERSE CRACKING, **TCS**=TRANSVERSE CRACK SPALLING, **BP**=BITUMINOUS PATCHING, **CP**=CONCRETE PATCH DETERIORATION, **BU**=BLOW-UP REPAIRS, **AC**=ALLIGATOR CRACKING, **BLD**=BLEEDING, **BC**=BLOCK CRACKING, **RW**=RAVELING AND/OR WEATHERING, **RT**=RUTTING, **CB**=CORNER BREAKS, **BS**=BROKEN SLABS, **CP**=CONCRETE PATCH DETERIORATION, **FLT**=FAULTING,

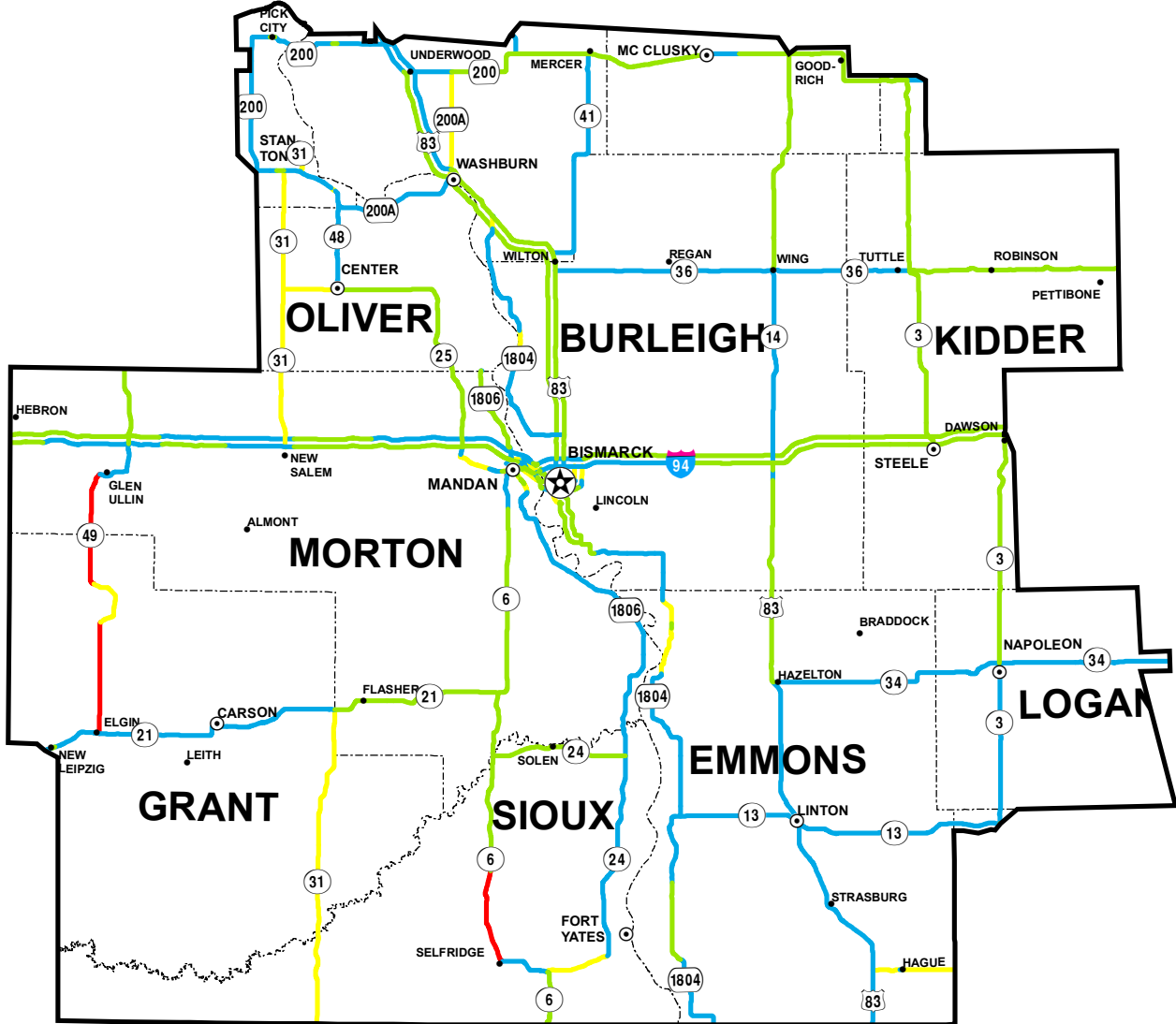
MAINTENANCE

BPC=BLADE PATCHING COST, **HPC**=HAND PATCHING COST, **SPC**=SCOTCH PATCHING COST, **CPC**=CRACK POUR COST, **RFC**=RUBBER FILL COST, **SCC**=SEAL COAT COST, **SHC**=SHOULDER WORK COST, **CRC**=CONCRETE REPAIR COST, **RMC**=BITUMINOUS MILLING COST, **ROC**=ROUTINE ROADWAY OPERATIONS COST, **BOC**=CONTRACT BITUMINOUS OVERLAY COST.

BISMARCK DISTRICT



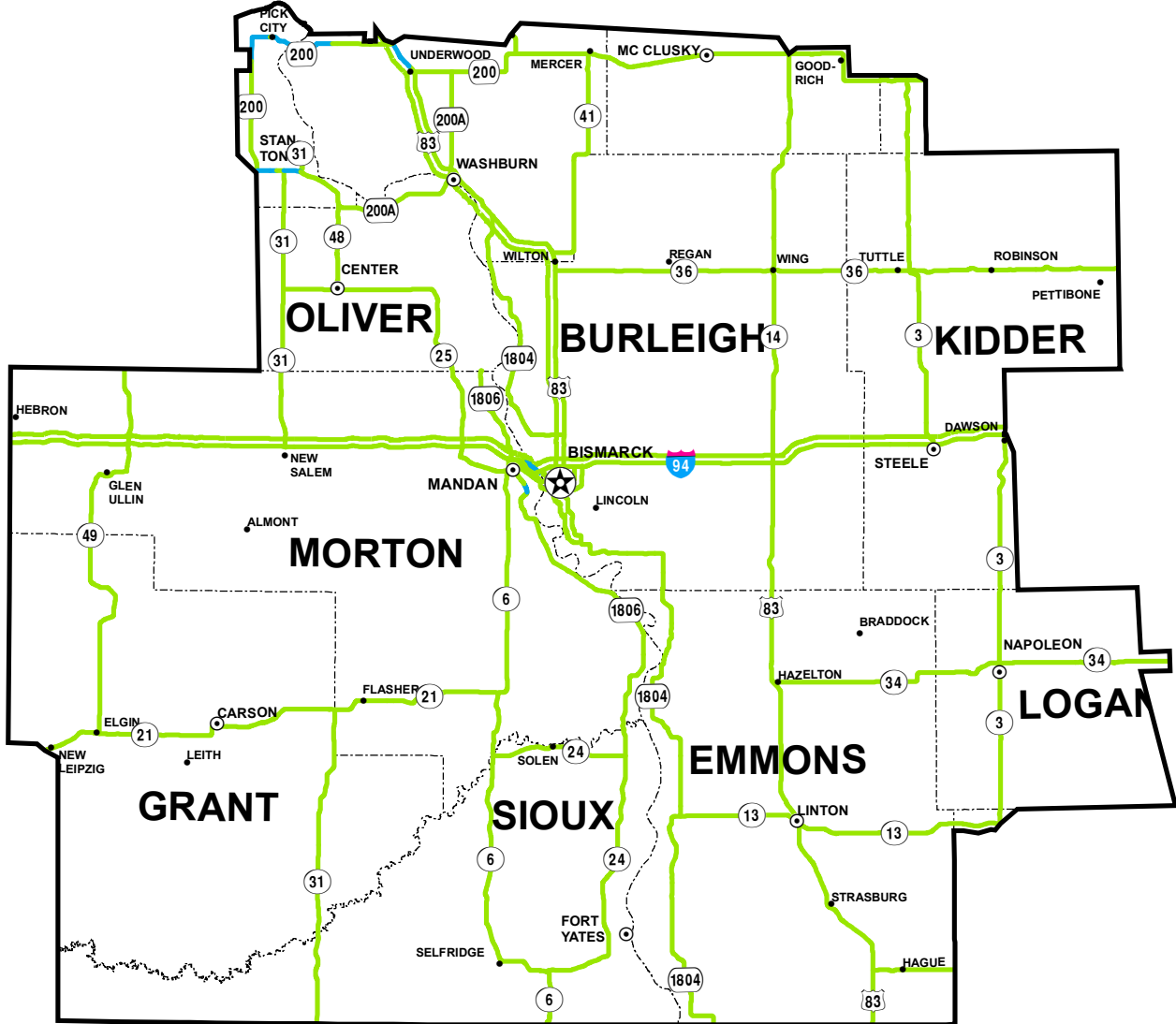
BISMARCK DISTRICT



2023 IRI

- 0 - 60, EXCELLENT
- 60.1 - 99, GOOD
- 99.1 - 145, FAIR
- > 145.1, POOR

BISMARCK DISTRICT



- 2023 RUT**
- .02 TO .249 EXCELLENT
 - .25 TO .379 GOOD
 - .38 TO .509 FAIR
 - > .51 POOR

NOTE: SEGMENTS SHOW ASPHALT-SURFACED ROADS ONLY.

PROJECT SPECIFIC CONSTRUCTION, TRAFFIC, PAVEMENT
DATA, AND PAVEMENT CONDITION DATA

The various fields of information and their sources are as follows:

D – District

HWY – Highway

S – Suffix (900 mileage will have a B here for business loop)

D – Direction

FROM REF PT – Reference point defining start of a segment

FROM OFFSET (MI) – Distance from a reference point, defining start of a segment

TO REF PT – Reference point defining end of a segment

TO OFFSET (MI) – Distance from a reference point, defining end of a segment

LENGTH – Length of a segment

LEFT SHLDR WIDTH – Left shoulder width

DRIVING LANE WIDTH – Driving lane width

RIGHT SHLDR WIDTH – Right shoulder width

SURF DPTH – Total pavement depth

BASE DPTH – Total base depth

GRAD WDTH – Graded width of section below base

FIN WDTH – Finished width of section below pavement

TAADT – Truck Annual Average Daily Traffic

AADT – Annual Average Daily Traffic

ESALS – Equivalent Single Axle Loads (18 kip)

PAV AGE – The number of years since last (20 year design life) rehab

EFF PAV AGE – The effective age of a pavement based on the design life of the last rehabilitation. See examples #1 and #2 on following pages.

LAST YEAR SEAL – The last year this segment was sealed

PVMT TYPE – Flex for asphalt, Concr for concrete, and Compo for composite pavement of asphalt over concrete or concrete over asphalt

PVMT DESC – If PVMT TPE is Flex then PVMT DESC will be asphalt, if PVMT TYPE is concr then PVMT DESC will either be CRCP or jointed, if PVMT TYPE is compo then PVMT DESC will be AOCRC (asphalt over CRCP), AOPJC (asphalt over jointed), AOB&S (asphalt over break and seat), AOC&S (asphalt over crack and seat), or PCCOA (concrete over asphalt)

HWY PTY SYS – RI (rural interstate), UI (urban interstate), RIC (rural interregional corridor), UIC (urban interregional corridor), RSC (rural state corridor), USC (urban state corridor), RCR (rural district corridor), UCR (urban district corridor), RCL (rural district collector), UCL (urban district collector), RCN (rural district collector on the National Highway System)

INTL CONS – Year of first construction

PREV CONS – Year of first rehabilitation

LTST CONS – Year of most recent rehabilitation

LTST REHAB – Type of latest rehabilitation (overlay, CPR, seal, etc...)

EXAMPLE # 1

All asphalt pavement life is based on a 20 year design. All concrete pavement life is based on a 30 year design life unless otherwise noted.

```

Aug 20,98      - HIGHWAY COMPONENTS INQUIRY -          1 more >
*PRIORITIES  *PROPOSED      ENGLISH          SEGMENT  *JUMP
HWY:   1  SUF:  DIR:  N  REG:  E  DIST:  2  LOC STATE LINE N TO JCT 11 W OF LUDDEN
FR DT3506 ***** NDDOT RIMS HIGHWAY PROJECTS - HIGHWAY COMPONENTS ***** DT3506M1 RFPT:
0.000 OFF: 0.0000 MI TO RFPT:  5.178 OFF: 0.0000 MI LEN:  5.1555 MI
LSHL  DRLN  RSHL  SURF BASE GRAD FIN  PVMT EFF LAST PVMT  PVMT  *PTY INTL  PREV LTST
WDTH  WDTH  WDTH  DPTH  DPTH  WDTH  WDTH  AGE AGE SEAL TYPE  DESC  SYS  CON  CONS  CONS
  2.0  24.0  2.0   3.5   6.0   38.0  28.0  35  35 1996 FLEX ASPHLT HL  1958 1963 1963
*DISTRESS: 80  *RIDE: 3.09  *ESALS: 78  *AADT: 415  *AVG RUT (IN): 0.15
7 OCCURS COMMENTS  LSHL RDWY  RSHL  *MAINT: 7.92 4YR MAINT: 2706.12
DPTH              WDTH  WDTH  WDTH              OIL/CON CLS      COST  DSN
(IN) COMPONENTS   (FT)  (FT)  (FT)              TYPE  AGG YEAR THOUS LFE _PCN SUB H
  GRADE              38.0
6.0 AGGREGATE BASE  34.0
1.5 HOT BIT PAVEMENT 28.0
2.0 HOT BIT PAVEMENT 24.0
  DISTRICT CHIP SEAL 24.0
  DRIVE SLOPE FLATTENING
  CONTRACT CHIP SEAL 24.0
  
```

1. 20 - theoretical design life of asphalt
 -20 - Actual design life for component(2.0 hot bit pavement)

 0

2. 1963 - Initial construction year of pavement component
 - 0 - Remaining life(theoretical)

 1963

3. 1998 - Current year
 -1963 - Initial construction year of pavement component

 35 - Years old

4. This segment has had no subsequent treatments since its initial pavement component in 1963. Its pavement age is then the same as its effective pavement age.

EXAMPLE # 2

All asphalt pavement life is based on a 20 year design. All concrete pavement life is based on a 30 year design life unless otherwise noted.

```
DT3506 ***** NDDOT RIMS HIGHWAY PROJECTS - HIGHWAY COMPONENTS ***** DT3506M1
Aug 20,98 - HIGHWAY COMPONENTS INQUIRY - 1 more >
*PRIORITIES *PROPOSED ENGLISH SEGMENT *JUMP
HWY: 1 SUF: DIR: N REG: E DIST: 2 LOC JCT 1 W OF LUDDEN TO JCT 11 OAKES
FR RFPT: 5.178 OFF: 0.0000 MI TO RFPT: 14.933 OFF: 0.0000 MI LEN: 9.7521 MI
LSHL DRLN RSHL SURF BASE GRAD FIN PVMT EFF LAST PVMT PVMT *PTY INTL PREV LTST
WDTH WDTH WDTH DPTH DPTH WDTH WDTH AGE AGE SEAL TYPE DESC SYS CONS CONS CONS
5.0 24.0 5.0 3.5 6.0 38.0 34.0 35 13 1996 FLEX ASPHT HL 1959 1963 1995
*DISTRESS: 79 *RIDE: 3.10 *ESALS: 129 *AADT: 1109 *AVG RUT (IN) : 0.15
8 OCCURS LSHL RDWY RSHL *MAINT: 51.82 4YR MAINT: 3473.71
DPTH WDTH WDTH WDTH OIL/CON CLS COST DSN
(IN) COMPONENTS (FT) (FT) (FT) TYPE AGG YEAR THOUS LFE PCN SUB H
GRADE 38.0 1959 98
6.0 EMULSIFIED BASE 34.0 SS-1 1959 156
1.5 HOT BIT PAVEMENT 34.0 120-150 1963
2.0 HOT BIT PAVEMENT 24.0 120-150 1963 98 20
DISTRICT CHIP SEAL 24.0 AE-150S 1985 62
DRIVE SLOPE FLATTENING 1992 35
INT CONT PATCH-1.5" 24.0 120-150 1995 119 10
CONTRACT CHIP SEAL 4.0 MC-3000 1996 68
```

1. 20 - Theoretical design life
 -10 - Actual design life for component

 10

2. 1995 - Subsequent treatment that supercedes the initial 20 year design life component
 -10

 1985

3. 1998 - Current year
 -1985

 13 - Is the effective pavement age.

4. Since the subsequent treatment was not a 20 year design life treatment, the pavement age is not reset but, continues to be calculated from the original 20 year design life

Flexible Pavement Condition Rating Deduct Values

CONDITION		EXTENT				SEVERITY
CODE	NONE	<10%	10-30%	>30%	LENGTH	
ALLIGATOR CRACKING	0	3	6	9	HAIRLINE	
	AC	12	15	18	SPALLED & TIGHT	
		21	24	27	SPALLED & LOOSE	
BLEEDING	NONE	<10%	10-30%	>30%	LENGTH	
	0	1	2	3	OCCASIONAL SMALL PATCHES	
	BLD	4	5	6	WHEEL TRACKS SMOOTH	
7		8	9	LITTLE VISIBLE AGGREGATE		
LONGITUDINAL CRACKING	NONE	<1000'	1000'-2000'	>2000'	L.F. PER MILE	
	0	1	2	3	<1/4" WIDTH	
	LC	4	5	6	1/4-1"	
7		8	9	>1" AND/OR SPALLED		
TRANSVERSE CRACKING	NONE	<1000'	1000'-2000'	>2000'	L.F. PER MILE	
	0	1	2	3	<1/4" WIDTH	
	TC	4	5	6	1/4-1"	
7		8	9	>1" OR SPALLED OR		
BLOCK CRACKING	NONE	<10%	10-30%	>30%	LENGTH	
	0	1	2	3	<1/4" WIDTH	
	BC	4	5	6	1/4-1"	
7		8	9	>1" AND/OR SPALLED		
RAVELING AND/OR WEATHERING	NONE	<10%	10-30%	>30%	AREA OF SAMPLE	
	0	1	2	3	MINOR LOSS	
	RW	4	5	6	SOME SMALL HOLES / PITS	
7		8	9	HIGHLY PITTED / ROUGH		
BITUMINOUS PATCHING	NONE	< 5%	5-15%	>15%	AREA OF SAMPLE	
	0	2	4	6	GOOD CONDITION	
	BP	8	10	12	FAIR CONDITION	
14		16	18	POOR CONDITION		
RUTTING	< 1/4 ■	1/4-3/8"	3/8-1/2"	>1/2"	DEPTH SEVERITY CATEGORY WITH 20% TRIGGER	
	0	6	14	27		

Continuous Reinforced Concrete Pavement Condition Rating Deduct Values

CONDITION	EXTENT				SEVERITY
	NONE	<10%	10-30%	>30%	#LENGTH
■D. CRACKING DC	0	2	4	6	<12" WIDTH
		8	10	12	12-14" WIDTH, MINOR SPALL
		14	16	18	>24" SPALL & LOOSE
	NONE	<10%	10-30%	>30%	LENGTH
LONGITUDINAL JOINT SPALLING LJS	0	1	2	3	<2" WIDTH
		4	5	6	2-6"
		7	8	9	> 6"
	NONE	<1000'	1000'-2000'	>2000'	L.F. PER MILE
LONGITUDINAL CRACKING LC	0	2	4	6	<1/4" WIDTH
		8	10	12	1/4-1"
		14	16	18	>1"
	NONE	<1000'	1000'-2000'	>2000'	L.F. PER MILE
TRANSVERSE CRACKING TC	0				
		4	5	6	1/4"-1" WIDTH
		7	8	9	>1"
	NONE	<10%	10-30%	>30%	#CRACKS
TRANSVERSE CRACK SPALLING TCS	0	1	2	3	MINOR SPALL < 3"
		4	5	6	ISOLATED SPALL > 3"
		7	8	9	SEVERE SPALL & FAULTED
	NONE	< 5%	5-15%	>15%	LENGTH
BITUMINOUS PATCHING BP	0	2	4	6	GOOD CONDITION
		8	10	12	FAIR CONDITION
		14	16	18	POOR CONDITION
	NONE	< 5%	5-15%	>15%	LENGTH
CONCRETE PATCH DETERIORATION CP	0	2	4	6	GOOD CONDITION
		8	10	12	FAIR CONDITION
		14	16	18	POOR CONDITION
		COUNT			# PER MILE
BLOW-UP REPAIRS	0	1	TO	6	COUNT X 3, MAX = 18

SURFACE DISTRESS SCORE RANGES

97.00- OR MORE	EXCELLENT
91.00-96.00	GOOD
84.00-90.00	FAIR
83.00- OR LESS	POOR

**Rigid (Jointed) Pavement
Condition Rating Deduct Values**

CONDITION		EXTENT				SEVERITY	
	CODE	NONE	<10%	10-30%	>30%	#JOINTS	
D. CRACKING	DC	0	2	4	6	<12" WIDTH	
			8	10	12	12-14" WIDTH, MINOR SPALL	
			14	16	18	>24" SPALL & LOOSE	
			COUNT		# PER SAMPLE		
CORNER BREAKS	CB	0	1	TO	99	<12" WIDTH	
		NONE	<10%	10-30%	>30%	LENGTH	
LONGITUDINAL JOINT SPALLING	LJS	0	1	2	3	<1" WIDTH	
			4	5	6	1-6"	
			7	8	9	> 6"	
		NONE	<10%	10-30%	>30%	PER MILE	
LONGITUDINAL CRACKING	LC	0	1	2	3	<1/4" WIDTH	
			4	5	6	1/4-1"	
			7	8	9	>1"	
		NONE	<10%	10-30%	>30%	PER MILE	
TRANSVERSE CRACKING	TC	0	1	2	3	<1/4" WIDTH	
			4	5	6	1/4-1"	
			7	8	9	>1"	
		NONE	<10%	10-30%	>30%	#JOINTS	
TRANSVERSE JOINT SPALLING	TJS	0	1	2	3	MINOR SPALL < 2"	
			4	5	6	ISOLATED SPALL > 2"	
			7	8	9	CRUSHED JOINT	
		NONE	< 5%	5-15%	>15%	SLABS	
BROKEN SLABS	BS	0	1	2	3	HAIRLINE CRACKS	
			4	5	6	INTERLOCKING PIECES	
			7	8	9	LOOSE PIECES	
		NONE	< 5%	5-15%	>15%	SLABS	
BITUMINOUS PATCHING	BP	0	1	2	3	GOOD CONDITION	
			4	5	6	FAIR CONDITION	
			7	8	9	POOR CONDITION	
		NONE	< 5%	5-15%	>15%	SLABS	
CONCRETE PATCH DETERIORATION	CP	0	1	2	3	GOOD CONDITION	
			4	5	6	FAIR CONDITION	
			7	8	9	POOR CONDITION	
		DENSITY	.06-.10	.11-.13	.14-.17	>.17"	SEVERITY AVERAGE INCHES PER MILE
FAULTING	FLT	16	1	2	4	6	
		28	1	3	5	7	
		40	1	4	6	8	
		46	2	4	6	8	
		52	2	5	7	9	
		64	2	6	8	10	
		76	3	7	9	11	
		125	4	7	9	11	
		174	5	8	10	12	
		380	6	8	10	12	
		587	7	9	11	12	
		793	8	9	11	12	
999	9	10	11	12			

**SEGMENT
RANKING
BASED ON**

2023 DATA

**AVERAGE
SEGMENT
DISTRESS
SCORES**

Bismarck District Segments Sorted by Distress (Worst to Best)

Hwy	Dir	BegRP	EndRP	Location	Pvmt_Desc	Age	Eff_Age	YrLastCons	Distress	Avg_Rut	Avg_IRI
94	W	918.000	920.000	MANDAN - MEMORIAL HIGHWAY(THE	ASPHT	45	28	2009	77	0.27	143
94	E	161.439	162.000	E BIS INTR E	AOCRC	7	7	2018	77	0.20	63
200	E	900.000	901.000	JCT 200 EAST 1.5 MILES	ASPHT	11	11	2013	78	0.34	70
1806	N	67.000	68.000	POST NORTH TO BEGIN OF CURB & G	ASPHT	27	22	2012	78	0.26	111
94	E	918.000	920.000	BISMARCK-MANDAN STRIP	ASPHT	45	28	2009	79	0.21	125
200	E	908.000	909.000	POZ-O-PAC SECTION E 0.6 MI	ASPHT	19	19	2005	81	0.21	103
83	S	125.000	127.000	NEAR WASHBURN TO WASHBURN	ASPHT	8	8	2017	81	0.20	59
94	E	162.000	172.000	E BIS ENTR E TO E OF MENOKEN INTR	AOCRC	10	10	2014	81	0.19	64
83	S	117.000	122.000	WILTON NORTH	ASPHT	8	8	2017	82	0.21	51
94	W	162.000	172.000	E OF BIS INTR TO E OF MENOKEN INT	AOCRC	10	10	2014	83	0.19	57
83	N	901.000	901.523	BISMARCK-ROSSER TO BOULEVARD	ASPHT	74	28	2009	83	0.18	158
83	S	122.000	125.000	SOUTH OF WASHBURN TO NEAR WAS	ASPHT	8	8	2017	83	0.21	51
83	S	111.000	117.000	WILTON NORTH	ASPHT	8	8	2017	83	0.17	53
83	N	900.000	901.000	BIS-NINTH ST (EXPRY N TO ROSSER)	ASPHT	74	11	2023	83	0.18	158
94	W	121.000	128.000	E BLUEGRASS INTR TO E N SALEM INT	JOINT	35	35	2000	83	-1.00	62
6	N	11.000	22.000	SELFRIDGE N TO 5 MI S PORCUPINE C	ASPHT	65	11	2023	83	0.11	150
94	E	915.000	915.437	MANDAN - HEART RIVER BRIDGE TO N	JOINT	16	13	2021	84	-1.00	100
83	S	900.000	901.000	BIS-7TH ST (EXPRY N TO BOULEVARD)	ASPHT	74	28	2009	84	0.27	228
1804	N	82.973	88.000	S JCT 83 W & N_TO 5.3 MILES	ASPHT	46	23	2011	84	0.17	93
25	N	28.658	34.758	CENTER WEST TO JCT 31-HANNOVER	ASPHT	16	16	2008	84	0.10	103
83	S	141.000	142.000	JCT 200 E AT UNDERWOOD TO N JCT	ASPHT	33	20	2014	84	0.23	76

Bismarck District Segments Sorted by Distress (Worst to Best)

Hwy	Dir	BegRP	EndRP	Location	Pvmt_Desc	Age	Eff_Age	YrLastCons	Distress	Avg_Rut	Avg_IRI
83	N	15.000	24.942	STRASBURG N TO LINTON	ASPHT	13	13	2011	84	0.22	75
200	E	924.000	925.654	WASHBURN BRIDGE TO JCT 83 (SPUR	ASPHT	19	19	2005	85	0.17	115
3	N	51.000	58.000	N BURNSTAD JCT N TO NAPOLEON	ASPHT	15	15	2009	85	0.14	71
1806	N	69.000	70.086	NEAR 5TH ST SE N TO MAIN AVE-MDN	JOINT	36	2	2022	85	-1.00	147
83	N	0.000	15.000	STATE LINE N TO STRASBURG	ASPHT	11	11	2013	85	0.17	67
94	W	161.439	162.000	E BIS INTR E TO E OF BIS INTR	AOCRC	7	7	2018	85	0.16	57
810	E	0.000	0.000	N OF MCKENZIE DR TO MCKENZIE DR	ASPHT	14	14	2019	85	0.19	55
94	E	121.000	128.000	E BLUEGRASS INTR TO E N SALEM INT	JOINT	36	36	2000	85	-1.00	69
194	W	0.000	0.000	EAST MIDWAY INT TO END CONC SEC	AOCRC	14	14	2019	86	0.19	55
200	E	925.654	936.383	WASHBURN N TO JCT 200	ASPHT	76	76	1948	86	0.11	111
94	E	114.000	121.000	E GECK INTR E TO E BLUEGRASS INT	JOINT	38	38	1999	86	-1.00	51
200	E	901.000	902.000	1.5 MI E JCT 200 E 0.7 MI	ASPHT	11	11	2013	86	0.26	73
24	N	10.000	18.000	N OF FT YATES NORTH APPROX 8 MIL	ASPHT	61	17	2020	86	0.14	92
200	E	169.952	174.000	JCT 1806 N TO PICK CITY	ASPHT	11	11	2013	86	0.27	72
94	W	925.209	926.867	BISMARCK - MAIN AVE TO I-94	JOINT	20	11	2023	86	-1.00	122
94	E	908.791	909.000	JCT I-94 & 25 SOUTH	ASPHT	10	10	2014	86	0.21	97
200	E	175.000	178.000	E OF PICK CITY E TO SPILLWAY BRID	ASPHT	11	11	2013	86	0.31	92
94	W	156.000	156.000	EAST MIDWAY INT TO GRANT MARSH	AOCRC	14	14	2019	87	0.20	80
94	E	156.000	156.000	EAST MIDWAY INT TO GRANT MARSH	AOCRC	14	14	2019	87	0.20	75
24	N	18.000	29.914	9 MI N FT YATES SPUR-N TO JCT 1806	ASPHT	58	17	2020	87	0.15	92
83	N	141.000	147.556	JCT 200 E UNDERWOOD TO N JCT 200	ASPHT	33	20	2014	87	0.25	74

Bismarck District Segments Sorted by Distress (Worst to Best)

Hwy	Dir	BegRP	EndRP	Location	Pvmt_Desc	Age	Eff_Age	YrLastCons	Distress	Avg_Rut	Avg_IRI
83	S	142.000	147.556	N UNDERWOOD N TO N JCT 200	ASPHT	33	20	2014	87	0.22	78
200	E	902.991	904.857	W JCT 31 TO EAST JCT 31	ASPHT	19	19	2005	87	0.25	92
200	E	904.857	908.000	EAST JCT 31 E TO POZ-O-PAC SECTIO	ASPHT	19	19	2005	87	0.24	97
200	E	909.000	924.000	POZ-O-PAC SEC E TO WASHBURN BRI	ASPHT	19	19	2005	87	0.17	69
94	W	172.000	182.488	E OF MENOKEN INTR E TO STERLING	AOCRC	10	10	2014	87	0.19	50
83	N	111.000	113.000	WILTON NORTH	ASPHT	8	8	2017	87	0.16	60
1806	N	70.548	71.000	MANDAN AVENUE (MAIN ST TO I-94)	JOINT	16	16	2008	87	-1.00	174
94	W	147.183	153.000	E ND 25 E TO MANDAN AVE -WB	AOCRC	17	17	2019	88	0.24	60
94	W	113.389	121.000	E GECK INTR E TO E BLUEGRASS INT	JOINT	38	38	2000	88	-1.00	69
14	N	13.000	21.289	13 MILES FROM WING TO WING	ASPHT	61	25	2009	88	0.12	98
200	E	175.000	175.000	PICK CITY EAST	ASPHT	11	11	2013	88	0.28	83
94	E	191.000	193.000	E DRISCOLL INTR E TO E LONG LAKE	AOCRC	22	22	2015	88	0.17	52
83	S	127.000	141.000	WASHBURN N TO JCT 200 E AT UNDE	ASPHT	33	20	2014	88	0.19	56
13	E	186.082	198.984	JCT 1804 E TO LINTON	ASPHT	44	21	2016	88	0.17	66
94	E	147.183	153.000	E ND 25 E TO MANDAN AVE	AOCRC	17	17	2019	88	0.22	56
94	E	153.000	155.026	MANDAN AVE TO WEST MIDWAY INT	AOCRC	14	14	2019	88	0.22	62
200	E	179.000	182.000	RIVERDALE E TO GRADE RAISE	ASPHT	11	11	2013	88	0.30	68
94	E	925.209	926.867	BISMARCK - MAIN AVE TO I-94	JOINT	20	11	2023	88	-1.00	113
94	E	915.437	916.000	MDN-MAIN AVE (ND 6 TO COLLINS)	JOINT	28	13	2021	89	-1.00	95
21	E	69.680	70.000	W JCT 49 E TO NEW LEIPZIG	ASPHT	11	11	2013	89	0.11	82
49	N	73.943	82.000	I-94 INTERCHANGE N TO MORTON CO	ASPHT	7	7	2017	89	0.24	58

Bismarck District Segments Sorted by Distress (Worst to Best)

Hwy	Dir	BegRP	EndRP	Location	Pvmt_Desc	Age	Eff_Age	YrLastCons	Distress	Avg_Rut	Avg_IRI
94	W	915.715	916.000	MDN-MAIN AVE (HEART RIV-COLLINS)	JOINT	3	3	2021	89	-1.00	98
49	N	69.000	70.000	GLEN ULLIN TO E JCT OLD 10	ASPHT	46	17	2017	89	0.20	83
94	E	909.000	913.000	0.9 MI S I-94 TO 0.4 MI W SUNNY RD	ASPHT	76	76	1948	89	0.11	109
31	N	110.517	110.517	E JCT 200A N TO UNDERPASS	ASPHT	18	15	2006	89	0.14	142
49	N	36.331	48.000	ELGIN N TO HEART BUTTE DAM	ASPHT	66	25	2009	89	0.14	146
83	N	128.000	141.000	WASHBURN N TO N JCT 200 E OF UND	ASPHT	33	20	2014	89	0.19	66
94	W	156.000	161.439	GRANT MARSH BRIDGE TO E E BIS INT	AOCRC	7	7	2018	89	0.20	70
1806	N	68.000	69.000	CURB & GUTTER WEST SIDE SEGMENT	ASPHT	27	27	1997	89	0.19	140
83	N	113.000	117.000	N OF WILTON NORTH	ASPHT	8	8	2017	89	0.17	60
94	E	156.000	161.439	GRANT MARSH BRIDGE TO E E BIS INT	AOCRC	7	7	2018	89	0.21	68
14	N	0.000	13.000	STERLING TO 13 MILES FROM WING	ASPHT	61	25	2009	89	0.10	85
13	E	200.000	222.622	LINTON E TO N JCT 3	ASPHT	23	18	2019	89	0.14	89
6	N	42.149	52.000	JCT INN N TO ST ANTHONY	ASPHT	29	19	2018	89	0.18	52
94	E	97.188	100.000	HEBRON E TO NEAR EAGLES NEST	JOINT	15	15	2009	89	-1.00	48
11	E	0.000	3.000	JCT US 83 E TO HAGUE	ASPHT	66	29	2008	89	0.12	123
94	E	182.488	191.000	STERLING INTR E TO E DRISCOLL INT	AOCRC	23	22	2015	90	0.16	55
31	N	78.257	95.646	JCT I-94 N TO HANNOVER	ASPHT	18	18	2006	90	0.14	137
31	N	95.646	108.650	HANNOVER N TO W JCT 200 A	ASPHT	18	15	2006	90	0.13	99
200	E	157.781	169.952	JCT 200A N TO JCT 1806	ASPHT	71	18	2019	90	0.21	64
41	N	0.000	12.000	WILTON N TO RPT 12	ASPHT	63	23	2014	90	0.19	79
49	N	55.000	67.000	N HEART BUTTE DAM TO GLEN ULLIN	ASPHT	66	25	2009	90	0.12	152

Bismarck District Segments Sorted by Distress (Worst to Best)

Hwy	Dir	BegRP	EndRP	Location	Pvmt_Desc	Age	Eff_Age	YrLastCons	Distress	Avg_Rut	Avg_IRI
810	E	0.000	2.000	BIS-MCKENZIE DR INTR E TO WASH S	ASPHT	14	14	2019	90	0.20	76
3	N	59.000	59.566	NAPOLEON N TO JCT ND 34	ASPHT	15	15	2009	90	0.15	67
810	W	0.000	2.000	BIS-MCKENZIE DR E TO WASHINGTON	ASPHT	14	14	2019	90	0.18	73
83	N	64.000	65.000	STERLING TO JCT OLD US HWY 10	ASPHT	19	19	2018	90	0.14	72
94	E	100.000	114.000	NEAR EAGLES NEST E TO E GECK INT	JOINT	25	25	1999	90	-1.00	65
94	W	182.488	191.000	STERLING INTR E TO E DRISCOLL INT	AOCRC	23	22	2015	90	0.20	54
200	E	227.000	227.000	MCCLUSKY 44 FT STREET SECTION	ASPHT	34	19	2018	90	0.10	119
36	E	23.907	37.000	WING EAST TO TUTTLE	ASPHT	49	44	1975	90	0.14	86
1804	N	18.000	26.000	BEAVER BAY S APPROX 8 MI (W LINTO	ASPHT	34	22	2015	90	0.17	62
194	E	0.000	0.000	EAST MIDWAY INT TO END CONC SEC	AOCRC	14	14	2019	90	0.17	78
94	E	172.000	182.488	E OF MENOKEN INTR E TO STERLING	AOCRC	10	10	2014	90	0.16	53
24	N	7.000	10.000	2 MI S FT YATES TO N OF FT YATES	ASPHT	61	23	2014	90	0.08	88
200	E	182.000	188.892	GRADE RAISE E TO US 83	ASPHT	11	11	2013	90	0.23	61
1806	N	62.000	63.000	1.7 S OF FT LINCOLN TO PARK ENTRA	ASPHT	27	17	2020	91	0.12	76
1804	N	99.000	108.000	4 MI NW OF BIS TO CO LINE	ASPHT	50	23	2011	91	0.13	97
1806	N	50.000	62.000	HUFF TO 1.7 MILES S OF STATE PARK	ASPHT	33	17	2020	91	0.14	85
36	E	37.000	38.916	TUTTLE TO JCT 3	ASPHT	49	49	1975	91	0.09	88
83	N	24.942	25.000	LINTON - S JCT 13 TO 2ND ST SE	ASPHT	13	13	2011	91	0.14	118
94	W	101.000	113.389	NEAR EAGLES NEST E TO E GECK INT	JOINT	30	30	1994	91	-1.00	58
1804	N	95.000	99.000	12.5 MI NW BISMARCK NW TO 4 MI NW	ASPHT	50	23	2011	91	0.12	102
49	N	48.000	55.000	HEART BUTTE DAM N & S	ASPHT	66	25	2009	91	0.13	127

Bismarck District Segments Sorted by Distress (Worst to Best)

Hwy	Dir	BegRP	EndRP	Location	Pvmt_Desc	Age	Eff_Age	YrLastCons	Distress	Avg_Rut	Avg_IRI
3	N	134.277	136.278	JCT 200 E TO HURDSFIELD	ASPHT	34	16	2018	91	0.20	84
21	E	90.000	91.000	CARSON CITY SECTION	ASPHT	11	11	2013	91	0.11	62
1804	N	30.000	35.000	WEST LINTON,ND 13 NORTH	ASPHT	45	22	2015	91	0.15	64
6	N	52.000	63.000	NEAR ST ANTHONY N TO S OF HEART	ASPHT	29	19	2018	91	0.16	53
94	E	913.000	914.000	0.4 MI W SUNNY RD TO W HEART RIVE	ASPHT	76	19	2018	91	0.09	82
1806	N	75.000	76.000	I-94 NORTH 1.345 MILES	ASPHT	48	19	2018	91	0.15	85
31	N	110.517	112.195	UNDERPASS TO STANTON	ASPHT	18	15	2006	91	0.13	115
810	W	0.000	0.000	N OF MCKENZIE DR TO MCKENZIE DR	ASPHT	14	14	2019	91	0.19	52
34	E	26.073	34.000	JCT ND 3 E 8.3 MILES	ASPHT	63	23	2011	91	0.08	64
94	W	137.000	147.183	W SWEET BRIAR E TO E ND 25 INTR-W	JOINT	19	19	2005	91	-1.00	78
3	N	59.566	69.000	JCT ND 34 NORTH TO NEAR 52ND ST S	ASPHT	8	8	2016	92	0.13	48
1806	N	43.000	50.000	NEAR FT RICE TO HUFF	ASPHT	33	17	2020	92	0.16	88
94	E	128.000	137.000	E N SALEM INTR E TO W SWEET BRIA	CRCP	22	22	2002	92	-1.00	41
83	N	121.262	123.000	N OF WILTON TO S OF WASHBURN	ASPHT	8	8	2017	92	0.17	56
34	E	0.000	18.000	HAZELTON E TO CO LINE	ASPHT	23	20	2017	92	0.10	90
1804	N	9.000	18.000	NEAR 95TH ST TO 8.0 MI S BEAVER BA	ASPHT	32	32	1992	92	0.14	50
83	N	25.958	30.000	LINTON TO 5 MILES NORTH	ASPHT	15	15	2019	92	0.14	85
1804	N	112.000	113.383	4 MI NW OF CO LN TO JCT 83	ASPHT	48	23	2011	92	0.14	114
1804	N	35.000	47.000	5.6 MI N ND 13 N TO HAZELTON JCT	ASPHT	38	22	2015	92	0.14	73
6	N	63.000	66.000	S HEART RIV N TO HEART RIV-MANDA	ASPHT	29	19	2018	92	0.14	72
83	N	64.000	64.000	STERLING	ASPHT	14	14	2018	92	0.14	79

Bismarck District Segments Sorted by Distress (Worst to Best)

Hwy	Dir	BegRP	EndRP	Location	Pvmt_Desc	Age	Eff_Age	YrLastCons	Distress	Avg_Rut	Avg_IRI
1806	N	63.000	67.000	FT LINCOLN STATE PARK N TO POST	ASPHT	27	22	2012	92	0.15	99
34	E	18.000	21.000	CO LINE E TO W OF NAPOLEON	ASPHT	23	20	2017	92	0.10	78
34	E	34.000	45.208	8.3 MILES E JCT 3 E TO S JCT ND 30	ASPHT	63	23	2011	92	0.10	73
21	E	70.000	90.000	FROM NEW LEIPZIG TO CARSON	ASPHT	11	11	2013	92	0.11	78
49	N	70.000	73.943	JCT OLD 10 N TO I-94 INTERCHANGE	ASPHT	46	17	2017	92	0.17	83
94	E	916.581	917.043	MDN-MAIN ST (NEAR 1806 TO TC DRIV	JOINT	28	13	2021	92	0.13	79
1806	N	76.000	85.800	1.345 MI N I-94 N APPROX 9.5 MILES	ASPHT	48	19	2018	92	0.13	60
1804	N	88.000	95.000	5.3 MILES W & N JCT 83 TO N. JCT 83	ASPHT	46	23	2011	92	0.10	78
94	W	191.000	193.000	2 MILES E OF LONG LAKE	AOCRC	23	22	2015	92	0.16	50
31	N	19.000	35.257	SHIELDS CORNER TO JCT 21	ASPHT	61	24	2010	92	0.13	118
94	W	208.000	208.702	W DAWSON INTR E TO DISTRICT BOU	AOCRC	14	14	2021	92	0.20	46
34	E	21.000	26.073	W NAPOLEON E TO JCT ND 3	ASPHT	23	20	2017	93	0.13	90
41	N	12.000	24.995	RPT 12 TO ND 200 MERCER	ASPHT	63	23	2014	93	0.15	62
83	S	88.998	89.000	JCT I-94 NORTH (W LANE)	JOINT	21	11	2023	93	-1.00	78
14	N	33.000	45.777	1 MI S OF CO LN NORTH TO JCT 200	ASPHT	49	17	2017	93	0.10	51
83	N	30.000	41.623	5 M N OF LINTON TO JCT 34 HAZELTO	ASPHT	15	15	2019	93	0.12	83
24	N	0.000	7.000	JCT 6 N TO 2 MILES-S FT YATES SPUR	ASPHT	61	15	2022	93	0.10	110
6	N	66.000	67.413	MDN-HEART RIVER N TO MAIN	JOINT	33	20	2017	93	-1.00	187
11	E	3.000	3.000	URBAN SECTION HAGUE	ASPHT	66	29	2008	93	0.11	97
83	N	44.000	64.000	RPT 44 TO STERLING	ASPHT	19	19	2018	93	0.13	47
200	E	213.797	227.000	E JCT 41-MERCER-E TO MCCLUSKY	ASPHT	34	16	2018	93	0.10	44

Bismarck District Segments Sorted by Distress (Worst to Best)

Hwy	Dir	BegRP	EndRP	Location	Pvmt_Desc	Age	Eff_Age	YrLastCons	Distress	Avg_Rut	Avg_IRI
1804	N	0.000	9.000	ST LN N TO NEAR 95TH ST SW	ASPHT	32	20	2017	93	0.13	66
1804	N	26.000	30.000	N SIDE OF BEAVER BAY BR TO JCT 13	ASPHT	38	22	2015	93	0.15	71
94	W	128.000	137.000	E N SALEM INTR E TO W SWEET BRIA	CRCP	21	21	2003	93	-1.00	42
200	E	230.000	236.225	EAST OF MCCLUSKY TO ND 14	ASPHT	68	17	2017	93	0.09	58
3	N	41.862	51.000	W JCT 13 N TO BURNSTAD JCT	ASPHT	13	13	2011	93	0.12	62
94	W	201.000	203.000	E STEELE TO 1.0 MI E STEELE INTR	AOCRC	14	14	2021	93	0.21	39
1804	N	108.000	112.000	CO LN NW BISMARCK	ASPHT	48	23	2011	93	0.15	75
1806	N	34.000	43.000	CANNONBALL RIVER TO NEAR FORT R	ASPHT	33	23	2014	93	0.12	71
1804	N	56.000	59.000	2023 TEST SECTION DOUBLE MICRO	ASPHT	57	29	2008	93	0.22	80
1806	N	31.190	34.000	JCT 24 E SOLEN N TO CANNONBALL R	ASPHT	33	23	2014	93	0.12	68
3	N	117.000	132.000	3 MI N TUTTLE N TO REALIGNMENT	ASPHT	20	12	2022	94	0.08	59
83	N	117.000	121.262	N OF WILTON TO WASHBURN	ASPHT	8	8	2017	94	0.16	53
83	N	123.000	127.000	S OF WASHBURN NORTH TO WASHBU	ASPHT	8	8	2017	94	0.16	56
31	N	0.000	19.000	STATE LINE N TO SHIELDS CORNER	ASPHT	57	24	2010	94	0.12	110
36	E	53.000	62.000	3 MI W OF LAKE WILLIAMS TO CNTY LI	ASPHT	50	15	2022	94	0.09	36
83	N	88.998	89.000	JCT I-94 NORTH (E LANE)	JOINT	21	11	2023	94	-1.00	65
36	E	38.916	48.000	JCT 3-TUTTLE E TO ROBINSON	ASPHT	2	2	2022	94	0.09	36
21	E	91.000	103.489	CARSON E TO JCT ND 31	ASPHT	10	10	2014	94	0.12	81
21	E	109.000	110.000	NP OVERHEAD & APPROACH-E FLASH	ASPHT	26	18	2016	94	0.12	46
94	W	153.000	155.026	MANDAN AVE TO WEST MIDWAY INTE	AOCRC	14	14	2019	94	0.20	68
49	N	67.000	69.000	GLEN ULLIN BYPASS E TO GLEN ULLI	ASPHT	41	17	2017	94	0.17	76

Bismarck District Segments Sorted by Distress (Worst to Best)

Hwy	Dir	BegRP	EndRP	Location	Pvmt_Desc	Age	Eff_Age	YrLastCons	Distress	Avg_Rut	Avg_IRI
11	E	3.000	9.000	HAGUE E TO CO LN	ASPHT	66	29	2008	94	0.10	101
200	E	236.225	249.000	ND 14 TO COUNTY LINE	ASPHT	68	16	2018	95	0.10	51
94	W	203.000	208.000	1.0 MI E STEELE INTR E TO W DAWSO	AOCRC	14	14	2021	95	0.17	41
200	E	227.000	230.000	MCCLUSKY EAST	ASPHT	70	17	2017	95	0.07	62
14	N	21.289	33.000	WING N TO 1 MI S OF COUNTY LINE	ASPHT	59	17	2017	95	0.10	47
1804	N	50.000	52.000	2023 TEST SECTION CAPE SEAL	ASPHT	53	14	2023	95	0.17	132
21	E	110.000	122.384	NP OVERHEAD TO JCT 6-E FLASHER	ASPHT	26	18	2016	95	0.16	55
83	S	105.000	111.000	S OF WILTON TO WILTON	ASPHT	34	14	2020	95	0.18	44
94	E	201.000	208.702	E STEELE INTER TO DISTRICT BOUND	AOCRC	14	14	2022	95	0.17	43
83	N	89.000	100.000	BISMARCK N TO MIDWAY	ASPHT	60	14	2020	95	0.18	53
48	N	0.000	9.261	CENTER N TO JCT 200	ASPHT	54	18	2016	95	0.13	73
3	N	93.053	95.000	STEELE NORTH	ASPHT	21	16	2018	95	0.13	49
3	N	133.000	134.277	REALIGNMENT SECTION N TO JCT ND	ASPHT	20	12	2022	95	0.09	55
94	E	137.000	147.183	W SWEET BRIAR E TO E ND 25 INTR-E	CRCP	20	20	2004	95	-1.00	42
3	N	95.000	103.000	JCT I-94 STEELE NORTH 10 MILES	ASPHT	21	16	2018	95	0.12	45
83	N	41.623	44.000	JCT 34 NORTH TO RPT 44	ASPHT	19	19	2018	95	0.10	49
3	N	103.000	113.000	10 MI N OF STEELE TO JCT 36 TUTTLE	ASPHT	21	16	2018	95	0.13	41
83	S	901.000	902.646	BISMARCK-BOULEVARD TO I-94	JOINT	22	11	2023	96	-1.00	73
83	N	100.000	111.000	MIDWAY TO WILTON	ASPHT	55	14	2020	96	0.18	50
3	N	69.000	84.000	NEAR 52ND ST SE TO DAWSON	ASPHT	8	8	2016	96	0.11	44
94	W	916.000	917.901	MDN-MAIN AVE (COLLINS - TC DRIVE	JOINT	3	3	2021	96	0.16	82

Bismarck District Segments Sorted by Distress (Worst to Best)

Hwy	Dir	BegRP	EndRP	Location	Pvmt_Desc	Age	Eff_Age	YrLastCons	Distress	Avg_Rut	Avg_IRI
83	S	89.000	105.000	BISMARCK N TO S OF WILTON	ASPHT	34	14	2020	96	0.18	49
83	N	901.523	902.646	BISMARCK-BOULEVARD TO I-94	JOINT	22	11	2023	96	-1.00	87
3	N	132.000	133.000	REALIGNMENT SECTION	ASPHT	12	12	2022	96	0.09	59
94	E	196.000	198.000	E LONG LAKE INTR E 2.0 MILES	AOCRC	14	14	2022	96	0.16	46
200	E	249.000	252.062	CO LN TO JCT 3 SOUTH	ASPHT	70	16	2018	96	0.09	53
41	N	32.995	35.000	JCT 200 N TO TURTLE LAKE	ASPHT	34	20	2014	96	0.12	77
25	N	0.000	28.658	JCT I-94 N TO JCT 48 CENTER	ASPHT	11	11	2017	96	0.09	56
94	W	97.188	101.000	HEBRON E TO NEAR EAGLES NEST	JOINT	5	5	2019	96	-1.00	55
21	E	103.489	109.000	JCT 31 TO NP OVERHEAD-FLASHER	ASPHT	26	18	2016	96	0.14	53
3	N	113.000	117.000	JCT HWY 36 AT TUTTLE TO 3 MI N	ASPHT	20	12	2022	96	0.09	59
6	N	6.104	11.000	JCT ND 24 TO SELFRIDGE	ASPHT	61	16	2021	97	0.10	70
6	N	35.000	42.149	N JCT 24 N TO JCT ND 21	ASPHT	68	12	2022	97	0.11	50
36	E	48.000	53.000	ROBINSON E TO 3MI W OF LAKE WILLI	ASPHT	17	15	2022	97	0.10	46
36	E	0.000	23.907	WILTON EAST TO JCT 14 WING	ASPHT	50	14	2020	97	0.12	60
24	N	30.000	45.046	SOLEN EAST AND WEST	ASPHT	54	15	2022	97	0.09	54
6	N	28.000	35.000	N OF PORCUPINE CREEK N TO JCT 24	ASPHT	66	12	2022	98	0.07	50
1804	S	77.000	78.575	BIS-N OF 12TH ST TO BIS EXPRESSWA	ASPHT	19	14	2023	98	0.14	118
6	N	26.000	28.000	PORCUPINE CREEK N & S	ASPHT	37	12	2022	98	0.08	43
94	W	193.000	201.000	BURL COUNTY LINE TO LONG LAKE	AOCRC	14	14	2021	98	0.16	44
6	N	22.000	26.000	5 MI S PORCUPINE CREEK N 4.8 MI	ASPHT	66	12	2022	98	0.08	50
1806	N	71.000	75.000	MANDAN AVENUE (I-94 TO REFINERY)	ASPHT	3	3	2021	99	0.15	142

Bismarck District Segments Sorted by Distress (Worst to Best)

Hwy	Dir	BegRP	EndRP	Location	Pvmt_Desc	Age	Eff_Age	YrLastCons	Distress	Avg_Rut	Avg_IRI
810	E	4.000	5.741	BIS-NEAR YEGAN ROAD TO MAIN AVE	ASPHT	39	14	2023	99	0.14	65
810	E	2.000	4.000	BIS EXPRESSWAY (WASH TO 26TH ST	ASPHT	42	14	2023	99	0.14	78
810	W	2.000	4.000	BIS-WASHINGTON ST TO NEAR YEGA	ASPHT	42	14	2023	99	0.14	69
1804	N	62.000	65.000	2023 TEST SEC. ULTRATHIN BLENDED	ASPHT	57	29	2008	99	0.14	70
3	N	84.000	85.111	DAWSON TO JCT I-94	ASPHT	58	58	1966	99	0.11	121
1804	S	76.000	77.000	BISMARCK AIRPORT TO N OF 12TH ST	ASPHT	21	14	2023	99	0.11	52
1804	S	75.000	76.000	FT LINCOLN TO BISMARCK AIRPORT	ASPHT	21	14	2023	99	0.10	41
1804	S	74.000	75.000	SOUTH OF 48TH AVE TO FT LINCOLN	ASPHT	21	14	2023	99	0.13	48
1804	S	72.193	74.000	SIGNAL STREET N TO SOUTH OF 48TH	ASPHT	17	14	2023	99	0.15	43
1804	N	77.000	78.575	N OF 12TH ST SOUTH TO BIS EXPRES	ASPHT	19	14	2023	99	0.10	74
1804	N	76.000	77.000	CURB & GUTTER TO N OF 12TH ST SO	ASPHT	21	14	2023	99	0.09	51
94	E	193.000	196.000	2 MILES E OF DRISCOLL	AOCRC	14	14	2022	99	0.15	48
810	W	4.000	5.741	BIS-NEAR YEGAN ROAD TO MAIN AVE	ASPHT	42	14	2023	99	0.13	65
200	E	192.873	197.047	JCT 83 E TO 4 MI CORNER E UNDERW	ASPHT	34	16	2021	99	0.11	84
1804	N	68.000	69.000	STATION 3632+05 TO 3654+22	ASPHT	15	14	2023	99	0.14	57
200	E	197.047	205.797	4 MI COR E UNDERWOOD E TO W JCT	ASPHT	34	16	2021	99	0.10	46
1804	N	69.000	70.000	STATION 3679+63 TO 3704+40	ASPHT	15	14	2023	99	0.13	54
1804	N	70.000	72.000	STATION 3721+00 TO SIGNAL STREET	ASPHT	15	14	2023	99	0.13	58
1804	N	72.000	74.000	NEAR PRIORY CORNER TO S OF 48TH	ASPHT	17	14	2023	99	0.14	45
6	N	0.000	6.104	ST LN TO JCT ND 24	ASPHT	61	16	2021	99	0.11	59
1804	N	47.000	50.000	2023 TEST SECTION DOUBLE CHIP SE	ASPHT	53	29	2008	99	0.16	109

Bismarck District Segments Sorted by Distress (Worst to Best)

Hwy	Dir	BegRP	EndRP	Location	Pvmt_Desc	Age	Eff_Age	YrLastCons	Distress	Avg_Rut	Avg_IRI
94	E	198.000	201.000	2.0 MI E LONG LAKE E TO E STEELE	AOCRC	14	14	2022	99	0.13	47
1804	N	75.000	76.000	FT LINCOLN N TO BISMARCK AIRPORT	ASPHT	21	14	2023	99	0.07	44
1804	N	65.000	68.000	2023 TEST SECTION 0.75" HMA THINLA	ASPHT	57	14	2023	99	0.11	66
1804	N	59.000	62.000	2023 TEST SECTION RAP DOUBLE MIC	ASPHT	57	29	2008	99	0.15	83
1804	N	53.000	56.000	2023 TEST SECTION RAP CAPE SEAL	ASPHT	57	29	2008	99	0.14	112
1804	N	68.000	68.000	NEAR COTTONTAIL WAY	ASPHT	57	14	2023	99	0.14	63
200	E	205.797	213.797	W JCT 41 TO E JCT 41-MERCER	ASPHT	34	16	2021	99	0.11	56
1804	N	74.000	75.000	S OF 48TH AVE TO FT. LINCOLN	ASPHT	21	14	2023	99	0.13	51

**SEGMENT
RANKING
BASED ON**

2023 DATA

**AVERAGE
SEGMENT
IRI
VALUES**

Bismarck District Segments Sorted by IRI (Worst to Best)

Hwy	Dir	BegRP	EndRP	Location	Pvmt_Desc	Age	Eff_Age	YrLastCons	Distress	Avg_Rut	Avg_IRI
83	S	900.000	901.000	BIS-7TH ST (EXPRY N TO BOULEVARD	ASPHT	74	28	2009	84	0.27	228
6	N	66.000	67.413	MDN-HEART RIVER N TO MAIN	JOINT	33	20	2017	93	-1.00	187
1806	N	70.548	71.000	MANDAN AVENUE (MAIN ST TO I-94)	JOINT	16	16	2008	87	-1.00	174
83	N	901.000	901.523	BISMARCK-ROSSER TO BOULEVARD	ASPHT	74	28	2009	83	0.18	158
83	N	900.000	901.000	BIS-NINTH ST (EXPRY N TO ROSSER)	ASPHT	74	11	2023	83	0.18	158
49	N	55.000	67.000	N HEART BUTTE DAM TO GLEN ULLIN	ASPHT	66	25	2009	90	0.12	152
6	N	11.000	22.000	SELFREDGE N TO 5 MI S PORCUPINE	ASPHT	65	11	2023	83	0.11	150
1806	N	69.000	70.086	NEAR 5TH ST SE N TO MAIN AVE-MD	JOINT	36	2	2022	85	-1.00	147
49	N	36.331	48.000	ELGIN N TO HEART BUTTE DAM	ASPHT	66	25	2009	89	0.14	146
94	W	918.000	920.000	MANDAN - MEMORIAL HIGHWAY(THE	ASPHT	45	28	2009	77	0.27	143
31	N	110.517	110.517	E JCT 200A N TO UNDERPASS	ASPHT	18	15	2006	89	0.14	142
1806	N	71.000	75.000	MANDAN AVENUE (I-94 TO REFINERY)	ASPHT	3	3	2021	99	0.15	142
1806	N	68.000	69.000	CURB & GUTTER WEST SIDE SEGME	ASPHT	27	27	1997	89	0.19	140
31	N	78.257	95.646	JCT I-94 N TO HANNOVER	ASPHT	18	18	2006	90	0.14	137
1804	N	50.000	52.000	2023 TEST SECTION CAPE SEAL	ASPHT	53	14	2023	95	0.17	132
49	N	48.000	55.000	HEART BUTTE DAM N & S	ASPHT	66	25	2009	91	0.13	127
94	E	918.000	920.000	BISMARCK-MANDAN STRIP	ASPHT	45	28	2009	79	0.21	125
11	E	0.000	3.000	JCT US 83 E TO HAGUE	ASPHT	66	29	2008	89	0.12	123
94	W	925.209	926.867	BISMARCK - MAIN AVE TO I-94	JOINT	20	11	2023	86	-1.00	122
3	N	84.000	85.111	DAWSON TO JCT I-94	ASPHT	58	58	1966	99	0.11	121
200	E	227.000	227.000	MCCLUSKY 44 FT STREET SECTION	ASPHT	34	19	2018	90	0.10	119

Bismarck District Segments Sorted by IRI (Worst to Best)

Hwy	Dir	BegRP	EndRP	Location	Pvmt_Desc	Age	Eff_Age	YrLastCons	Distress	Avg_Rut	Avg_IRI
83	N	24.942	25.000	LINTON - S JCT 13 TO 2ND ST SE	ASPHT	13	13	2011	91	0.14	118
1804	S	77.000	78.575	BIS-N OF 12TH ST TO BIS EXPRESSW	ASPHT	19	14	2023	98	0.14	118
31	N	19.000	35.257	SHIELDS CORNER TO JCT 21	ASPHT	61	24	2010	92	0.13	118
31	N	110.517	112.195	UNDERPASS TO STANTON	ASPHT	18	15	2006	91	0.13	115
200	E	924.000	925.654	WASHBURN BRIDGE TO JCT 83 (SPU	ASPHT	19	19	2005	85	0.17	115
1804	N	112.000	113.383	4 MI NW OF CO LN TO JCT 83	ASPHT	48	23	2011	92	0.14	114
94	E	925.209	926.867	BISMARCK - MAIN AVE TO I-94	JOINT	20	11	2023	88	-1.00	113
1804	N	53.000	56.000	2023 TEST SECTION RAP CAPE SEAL	ASPHT	57	29	2008	99	0.14	112
200	E	925.654	936.383	WASHBURN N TO JCT 200	ASPHT	76	76	1948	86	0.11	111
1806	N	67.000	68.000	POST NORTH TO BEGIN OF CURB & G	ASPHT	27	22	2012	78	0.26	111
31	N	0.000	19.000	STATE LINE N TO SHIELDS CORNER	ASPHT	57	24	2010	94	0.12	110
24	N	0.000	7.000	JCT 6 N TO 2 MILES-S FT YATES SPU	ASPHT	61	15	2022	93	0.10	110
94	E	909.000	913.000	0.9 MI S I-94 TO 0.4 MI W SUNNY RD	ASPHT	76	76	1948	89	0.11	109
1804	N	47.000	50.000	2023 TEST SECTION DOUBLE CHIP SE	ASPHT	53	29	2008	99	0.16	109
25	N	28.658	34.758	CENTER WEST TO JCT 31-HANNOVER	ASPHT	16	16	2008	84	0.10	103
200	E	908.000	909.000	POZ-O-PAC SECTION E 0.6 MI	ASPHT	19	19	2005	81	0.21	103
1804	N	95.000	99.000	12.5 MI NW BISMARCK NW TO 4 MI N	ASPHT	50	23	2011	91	0.12	102
11	E	3.000	9.000	HAGUE E TO CO LN	ASPHT	66	29	2008	94	0.10	101
94	E	915.000	915.437	MANDAN - HEART RIVER BRIDGE TO	JOINT	16	13	2021	84	-1.00	100
31	N	95.646	108.650	HANNOVER N TO W JCT 200 A	ASPHT	18	15	2006	90	0.13	99
1806	N	63.000	67.000	FT LINCOLN STATE PARK N TO POST	ASPHT	27	22	2012	92	0.15	99

Bismarck District Segments Sorted by IRI (Worst to Best)

Hwy	Dir	BegRP	EndRP	Location	Pvmt_Desc	Age	Eff_Age	YrLastCons	Distress	Avg_Rut	Avg_IRI
94	W	915.715	916.000	MDN-MAIN AVE (HEART RIV-COLLINS)	JOINT	3	3	2021	89	-1.00	98
14	N	13.000	21.289	13 MILES FROM WING TO WING	ASPHT	61	25	2009	88	0.12	98
1804	N	99.000	108.000	4 MI NW OF BIS TO CO LINE	ASPHT	50	23	2011	91	0.13	97
94	E	908.791	909.000	JCT I-94 & 25 SOUTH	ASPHT	10	10	2014	86	0.21	97
11	E	3.000	3.000	URBAN SECTION HAGUE	ASPHT	66	29	2008	93	0.11	97
200	E	904.857	908.000	EAST JCT 31 E TO POZ-O-PAC SECTI	ASPHT	19	19	2005	87	0.24	97
94	E	915.437	916.000	MDN-MAIN AVE (ND 6 TO COLLINS)	JOINT	28	13	2021	89	-1.00	95
1804	N	82.973	88.000	S JCT 83 W & N_TO 5.3 MILES	ASPHT	46	23	2011	84	0.17	93
200	E	175.000	178.000	E OF PICK CITY E TO SPILLWAY BRID	ASPHT	11	11	2013	86	0.31	92
24	N	18.000	29.914	9 MI N FT YATES SPUR-N TO JCT 1806	ASPHT	58	17	2020	87	0.15	92
24	N	10.000	18.000	N OF FT YATES NORTH APPROX 8 MIL	ASPHT	61	17	2020	86	0.14	92
200	E	902.991	904.857	W JCT 31 TO EAST JCT 31	ASPHT	19	19	2005	87	0.25	92
34	E	0.000	18.000	HAZELTON E TO CO LINE	ASPHT	23	20	2017	92	0.10	90
34	E	21.000	26.073	W NAPOLEON E TO JCT ND 3	ASPHT	23	20	2017	93	0.13	90
13	E	200.000	222.622	LINTON E TO N JCT 3	ASPHT	23	18	2019	89	0.14	89
36	E	37.000	38.916	TUTTLE TO JCT 3	ASPHT	49	49	1975	91	0.09	88
24	N	7.000	10.000	2 MI S FT YATES TO N OF FT YATES	ASPHT	61	23	2014	90	0.08	88
1806	N	43.000	50.000	NEAR FT RICE TO HUFF	ASPHT	33	17	2020	92	0.16	88
83	N	901.523	902.646	BISMARCK-BOULEVARD TO I-94	JOINT	22	11	2023	96	-1.00	87
36	E	23.907	37.000	WING EAST TO TUTTLE	ASPHT	49	44	1975	90	0.14	86
14	N	0.000	13.000	STERLING TO 13 MILES FROM WING	ASPHT	61	25	2009	89	0.10	85

Bismarck District Segments Sorted by IRI (Worst to Best)

Hwy	Dir	BegRP	EndRP	Location	Pvmt_Desc	Age	Eff_Age	YrLastCons	Distress	Avg_Rut	Avg_IRI
83	N	25.958	30.000	LINTON TO 5 MILES NORTH	ASPHT	15	15	2019	92	0.14	85
1806	N	50.000	62.000	HUFF TO 1.7 MILES S OF STATE PARK	ASPHT	33	17	2020	91	0.14	85
1806	N	75.000	76.000	I-94 NORTH 1.345 MILES	ASPHT	48	19	2018	91	0.15	85
200	E	192.873	197.047	JCT 83 E TO 4 MI CORNER E UNDERW	ASPHT	34	16	2021	99	0.11	84
3	N	134.277	136.278	JCT 200 E TO HURDSFIELD	ASPHT	34	16	2018	91	0.20	84
1804	N	59.000	62.000	2023 TEST SECTION RAP DOUBLE MI	ASPHT	57	29	2008	99	0.15	83
49	N	69.000	70.000	GLEN ULLIN TO E JCT OLD 10	ASPHT	46	17	2017	89	0.20	83
200	E	175.000	175.000	PICK CITY EAST	ASPHT	11	11	2013	88	0.28	83
83	N	30.000	41.623	5 M N OF LINTON TO JCT 34 HAZELTO	ASPHT	15	15	2019	93	0.12	83
49	N	70.000	73.943	JCT OLD 10 N TO I-94 INTERCHANGE	ASPHT	46	17	2017	92	0.17	83
94	W	916.000	917.901	MDN-MAIN AVE (COLLINS - TC DRIVE	JOINT	3	3	2021	96	0.16	82
94	E	913.000	914.000	0.4 MI W SUNNY RD TO W HEART RIV	ASPHT	76	19	2018	91	0.09	82
21	E	69.680	70.000	W JCT 49 E TO NEW LEIPZIG	ASPHT	11	11	2013	89	0.11	82
21	E	91.000	103.489	CARSON E TO JCT ND 31	ASPHT	10	10	2014	94	0.12	81
94	W	156.000	156.000	EAST MIDWAY INT TO GRANT MARSH	AOCRC	14	14	2019	87	0.20	80
1804	N	56.000	59.000	2023 TEST SECTION DOUBLE MICRO	ASPHT	57	29	2008	93	0.22	80
83	N	64.000	64.000	STERLING	ASPHT	14	14	2018	92	0.14	79
94	E	916.581	917.043	MDN-MAIN ST (NEAR 1806 TO TC DRIV	JOINT	28	13	2021	92	0.13	79
41	N	0.000	12.000	WILTON N TO RPT 12	ASPHT	63	23	2014	90	0.19	79
1804	N	88.000	95.000	5.3 MILES W & N JCT 83 TO N. JCT 83	ASPHT	46	23	2011	92	0.10	78
34	E	18.000	21.000	CO LINE E TO W OF NAPOLEON	ASPHT	23	20	2017	92	0.10	78

Bismarck District Segments Sorted by IRI (Worst to Best)

Hwy	Dir	BegRP	EndRP	Location	Pvmt_Desc	Age	Eff_Age	YrLastCons	Distress	Avg_Rut	Avg_IRI
810	E	2.000	4.000	BIS EXPRESSWAY (WASH TO 26TH S	ASPHT	42	14	2023	99	0.14	78
83	S	142.000	147.556	N UNDERWOOD N TO N JCT 200	ASPHT	33	20	2014	87	0.22	78
83	S	88.998	89.000	JCT I-94 NORTH (W LANE)	JOINT	21	11	2023	93	-1.00	78
194	E	0.000	0.000	EAST MIDWAY INT TO END CONC SEC	AOCRC	14	14	2019	90	0.17	78
21	E	70.000	90.000	FROM NEW LEIPZIG TO CARSON	ASPHT	11	11	2013	92	0.11	78
94	W	137.000	147.183	W SWEET BRIAR E TO E ND 25 INTR-	JOINT	19	19	2005	91	-1.00	78
41	N	32.995	35.000	JCT 200 N TO TURTLE LAKE	ASPHT	34	20	2014	96	0.12	77
1806	N	62.000	63.000	1.7 S OF FT LINCOLN TO PARK ENTRA	ASPHT	27	17	2020	91	0.12	76
49	N	67.000	69.000	GLEN ULLIN BYPASS E TO GLEN ULLI	ASPHT	41	17	2017	94	0.17	76
810	E	0.000	2.000	BIS-MCKENZIE DR INTR E TO WASH S	ASPHT	14	14	2019	90	0.20	76
83	S	141.000	142.000	JCT 200 E AT UNDERWOOD TO N JCT	ASPHT	33	20	2014	84	0.23	76
83	N	15.000	24.942	STRASBURG N TO LINTON	ASPHT	13	13	2011	84	0.22	75
1804	N	108.000	112.000	CO LN NW BISMARCK	ASPHT	48	23	2011	93	0.15	75
94	E	156.000	156.000	EAST MIDWAY INT TO GRANT MARSH	AOCRC	14	14	2019	87	0.20	75
1804	N	77.000	78.575	N OF 12TH ST SOUTH TO BIS EXPRES	ASPHT	19	14	2023	99	0.10	74
83	N	141.000	147.556	JCT 200 E UNDERWOOD TO N JCT 20	ASPHT	33	20	2014	87	0.25	74
34	E	34.000	45.208	8.3 MILES E JCT 3 E TO S JCT ND 30	ASPHT	63	23	2011	92	0.10	73
48	N	0.000	9.261	CENTER N TO JCT 200	ASPHT	54	18	2016	95	0.13	73
1804	N	35.000	47.000	5.6 MI N ND 13 N TO HAZELTON JCT	ASPHT	38	22	2015	92	0.14	73
83	S	901.000	902.646	BISMARCK-BOULEVARD TO I-94	JOINT	22	11	2023	96	-1.00	73
810	W	0.000	2.000	BIS-MCKENZIE DR E TO WASHINGTO	ASPHT	14	14	2019	90	0.18	73

Bismarck District Segments Sorted by IRI (Worst to Best)

Hwy	Dir	BegRP	EndRP	Location	Pvmt_Desc	Age	Eff_Age	YrLastCons	Distress	Avg_Rut	Avg_IRI
200	E	901.000	902.000	1.5 MI E JCT 200 E 0.7 MI	ASPHT	11	11	2013	86	0.26	73
6	N	63.000	66.000	S HEART RIV N TO HEART RIV-MANDA	ASPHT	29	19	2018	92	0.14	72
83	N	64.000	65.000	STERLING TO JCT OLD US HWY 10	ASPHT	19	19	2018	90	0.14	72
200	E	169.952	174.000	JCT 1806 N TO PICK CITY	ASPHT	11	11	2013	86	0.27	72
1804	N	26.000	30.000	N SIDE OF BEAVER BAY BR TO JCT 13	ASPHT	38	22	2015	93	0.15	71
1806	N	34.000	43.000	CANNONBALL RIVER TO NEAR FORT	ASPHT	33	23	2014	93	0.12	71
3	N	51.000	58.000	N BURNSTAD JCT N TO NAPOLEON	ASPHT	15	15	2009	85	0.14	71
200	E	900.000	901.000	JCT 200 EAST 1.5 MILES	ASPHT	11	11	2013	78	0.34	70
6	N	6.104	11.000	JCT ND 24 TO SELFRIDGE	ASPHT	61	16	2021	97	0.10	70
94	W	156.000	161.439	GRANT MARSH BRIDGE TO E E BIS IN	AOCRC	7	7	2018	89	0.20	70
1804	N	62.000	65.000	2023 TEST SEC. ULTRATHIN BLENDE	ASPHT	57	29	2008	99	0.14	70
94	W	113.389	121.000	E GECK INTR E TO E BLUEGRASS INT	JOINT	38	38	2000	88	-1.00	69
94	E	121.000	128.000	E BLUEGRASS INTR TO E N SALEM IN	JOINT	36	36	2000	85	-1.00	69
810	W	2.000	4.000	BIS-WASHINGTON ST TO NEAR YEGA	ASPHT	42	14	2023	99	0.14	69
200	E	909.000	924.000	POZ-O-PAC SEC E TO WASHBURN BR	ASPHT	19	19	2005	87	0.17	69
94	W	153.000	155.026	MANDAN AVE TO WEST MIDWAY INTE	AOCRC	14	14	2019	94	0.20	68
1806	N	31.190	34.000	JCT 24 E SOLEN N TO CANNONBALL	ASPHT	33	23	2014	93	0.12	68
200	E	179.000	182.000	RIVERDALE E TO GRADE RAISE	ASPHT	11	11	2013	88	0.30	68
94	E	156.000	161.439	GRANT MARSH BRIDGE TO E E BIS IN	AOCRC	7	7	2018	89	0.21	68
3	N	59.000	59.566	NAPOLEON N TO JCT ND 34	ASPHT	15	15	2009	90	0.15	67
83	N	0.000	15.000	STATE LINE N TO STRASBURG	ASPHT	11	11	2013	85	0.17	67

Bismarck District Segments Sorted by IRI (Worst to Best)

Hwy	Dir	BegRP	EndRP	Location	Pvmt_Desc	Age	Eff_Age	YrLastCons	Distress	Avg_Rut	Avg_IRI
1804	N	0.000	9.000	ST LN N TO NEAR 95TH ST SW	ASPHT	32	20	2017	93	0.13	66
13	E	186.082	198.984	JCT 1804 E TO LINTON	ASPHT	44	21	2016	88	0.17	66
83	N	128.000	141.000	WASHBURN N TO N JCT 200 E OF UN	ASPHT	33	20	2014	89	0.19	66
1804	N	65.000	68.000	2023 TEST SECTION 0.75" HMA THINL	ASPHT	57	14	2023	99	0.11	66
94	E	100.000	114.000	NEAR EAGLES NEST E TO E GECK IN	JOINT	25	25	1999	90	-1.00	65
810	W	4.000	5.741	BIS-NEAR YEGAN ROAD TO MAIN AVE	ASPHT	42	14	2023	99	0.13	65
810	E	4.000	5.741	BIS-NEAR YEGAN ROAD TO MAIN AVE	ASPHT	39	14	2023	99	0.14	65
83	N	88.998	89.000	JCT I-94 NORTH (E LANE)	JOINT	21	11	2023	94	-1.00	65
94	E	162.000	172.000	E BIS ENTR E TO E OF MENOKEN INT	AOCRC	10	10	2014	81	0.19	64
34	E	26.073	34.000	JCT ND 3 E 8.3 MILES	ASPHT	63	23	2011	91	0.08	64
1804	N	30.000	35.000	WEST LINTON,ND 13 NORTH	ASPHT	45	22	2015	91	0.15	64
200	E	157.781	169.952	JCT 200A N TO JCT 1806	ASPHT	71	18	2019	90	0.21	64
94	E	161.439	162.000	E BIS INTR E	AOCRC	7	7	2018	77	0.20	63
1804	N	68.000	68.000	NEAR COTTONTAIL WAY	ASPHT	57	14	2023	99	0.14	63
41	N	12.000	24.995	RPT 12 TO ND 200 MERCER	ASPHT	63	23	2014	93	0.15	62
1804	N	18.000	26.000	BEAVER BAY S APPROX 8 MI (W LINT	ASPHT	34	22	2015	90	0.17	62
21	E	90.000	91.000	CARSON CITY SECTION	ASPHT	11	11	2013	91	0.11	62
94	E	153.000	155.026	MANDAN AVE TO WEST MIDWAY INT	AOCRC	14	14	2019	88	0.22	62
3	N	41.862	51.000	W JCT 13 N TO BURNSTAD JCT	ASPHT	13	13	2011	93	0.12	62
200	E	227.000	230.000	MCCLUSKY EAST	ASPHT	70	17	2017	95	0.07	62
94	W	121.000	128.000	E BLUEGRASS INTR TO E N SALEM IN	JOINT	35	35	2000	83	-1.00	62

Bismarck District Segments Sorted by IRI (Worst to Best)

Hwy	Dir	BegRP	EndRP	Location	Pvmt_Desc	Age	Eff_Age	YrLastCons	Distress	Avg_Rut	Avg_IRI
200	E	182.000	188.892	GRADE RAISE E TO US 83	ASPHT	11	11	2013	90	0.23	61
94	W	147.183	153.000	E ND 25 E TO MANDAN AVE -WB	AOCRC	17	17	2019	88	0.24	60
36	E	0.000	23.907	WILTON EAST TO JCT 14 WING	ASPHT	50	14	2020	97	0.12	60
83	N	111.000	113.000	WILTON NORTH	ASPHT	8	8	2017	87	0.16	60
83	N	113.000	117.000	N OF WILTON NORTH	ASPHT	8	8	2017	89	0.17	60
1806	N	76.000	85.800	1.345 MI N I-94 N APPROX 9.5 MILES	ASPHT	48	19	2018	92	0.13	60
6	N	0.000	6.104	ST LN TO JCT ND 24	ASPHT	61	16	2021	99	0.11	59
3	N	117.000	132.000	3 MI N TUTTLE N TO REALIGNMENT	ASPHT	20	12	2022	94	0.08	59
3	N	113.000	117.000	JCT HWY 36 AT TUTTLE TO 3 MI N	ASPHT	20	12	2022	96	0.09	59
83	S	125.000	127.000	NEAR WASHBURN TO WASHBURN	ASPHT	8	8	2017	81	0.20	59
3	N	132.000	133.000	REALIGNMENT SECTION	ASPHT	12	12	2022	96	0.09	59
200	E	230.000	236.225	EAST OF MCCLUSKY TO ND 14	ASPHT	68	17	2017	93	0.09	58
49	N	73.943	82.000	I-94 INTERCHANGE N TO MORTON CO	ASPHT	7	7	2017	89	0.24	58
94	W	101.000	113.389	NEAR EAGLES NEST E TO E GECK IN	JOINT	30	30	1994	91	-1.00	58
1804	N	70.000	72.000	STATION 3721+00 TO SIGNAL STREET	ASPHT	15	14	2023	99	0.13	58
1804	N	68.000	69.000	STATION 3632+05 TO 3654+22	ASPHT	15	14	2023	99	0.14	57
94	W	161.439	162.000	E BIS INTR E TO E OF BIS INTR	AOCRC	7	7	2018	85	0.16	57
94	W	162.000	172.000	E OF BIS INTR TO E OF MENOKEN INT	AOCRC	10	10	2014	83	0.19	57
83	S	127.000	141.000	WASHBURN N TO JCT 200 E AT UNDE	ASPHT	33	20	2014	88	0.19	56
83	N	121.262	123.000	N OF WILTON TO S OF WASHBURN	ASPHT	8	8	2017	92	0.17	56
83	N	123.000	127.000	S OF WASHBURN NORTH TO WASHB	ASPHT	8	8	2017	94	0.16	56

Bismarck District Segments Sorted by IRI (Worst to Best)

Hwy	Dir	BegRP	EndRP	Location	Pvmt_Desc	Age	Eff_Age	YrLastCons	Distress	Avg_Rut	Avg_IRI
94	E	147.183	153.000	E ND 25 E TO MANDAN AVE	AOCRC	17	17	2019	88	0.22	56
25	N	0.000	28.658	JCT I-94 N TO JCT 48 CENTER	ASPHT	11	11	2017	96	0.09	56
200	E	205.797	213.797	W JCT 41 TO E JCT 41-MERCER	ASPHT	34	16	2021	99	0.11	56
194	W	0.000	0.000	EAST MIDWAY INT TO END CONC SEC	AOCRC	14	14	2019	86	0.19	55
3	N	133.000	134.277	REALIGNMENT SECTION N TO JCT ND	ASPHT	20	12	2022	95	0.09	55
94	W	97.188	101.000	HEBRON E TO NEAR EAGLES NEST	JOINT	5	5	2019	96	-1.00	55
810	E	0.000	0.000	N OF MCKENZIE DR TO MCKENZIE DR	ASPHT	14	14	2019	85	0.19	55
94	E	182.488	191.000	STERLING INTR E TO E DRISCOLL INT	AOCRC	23	22	2015	90	0.16	55
21	E	110.000	122.384	NP OVERHEAD TO JCT 6-E FLASHER	ASPHT	26	18	2016	95	0.16	55
24	N	30.000	45.046	SOLENEAST AND WEST	ASPHT	54	15	2022	97	0.09	54
1804	N	69.000	70.000	STATION 3679+63 TO 3704+40	ASPHT	15	14	2023	99	0.13	54
94	W	182.488	191.000	STERLING INTR E TO E DRISCOLL INT	AOCRC	23	22	2015	90	0.20	54
83	N	89.000	100.000	BISMARCK N TO MIDWAY	ASPHT	60	14	2020	95	0.18	53
6	N	52.000	63.000	NEAR ST ANTHONY N TO S OF HEART	ASPHT	29	19	2018	91	0.16	53
94	E	172.000	182.488	E OF MENOKEN INTR E TO STERLING	AOCRC	10	10	2014	90	0.16	53
83	S	111.000	117.000	WILTON NORTH	ASPHT	8	8	2017	83	0.17	53
200	E	249.000	252.062	CO LN TO JCT 3 SOUTH	ASPHT	70	16	2018	96	0.09	53
83	N	117.000	121.262	N OF WILTON TO WASHBURN	ASPHT	8	8	2017	94	0.16	53
21	E	103.489	109.000	JCT 31 TO NP OVERHEAD-FLASHER	ASPHT	26	18	2016	96	0.14	53
6	N	42.149	52.000	JCT INN N TO ST ANTHONY	ASPHT	29	19	2018	89	0.18	52
810	W	0.000	0.000	N OF MCKENZIE DR TO MCKENZIE DR	ASPHT	14	14	2019	91	0.19	52

Bismarck District Segments Sorted by IRI (Worst to Best)

Hwy	Dir	BegRP	EndRP	Location	Pvmt_Desc	Age	Eff_Age	YrLastCons	Distress	Avg_Rut	Avg_IRI
1804	S	76.000	77.000	BISMARCK AIRPORT TO N OF 12TH S	ASPHT	21	14	2023	99	0.11	52
94	E	191.000	193.000	E DRISCOLL INTR E TO E LONG LAKE	AOCRC	22	22	2015	88	0.17	52
83	S	122.000	125.000	SOUTH OF WASHBURN TO NEAR WA	ASPHT	8	8	2017	83	0.21	51
94	E	114.000	121.000	E GECK INTR E TO E BLUEGRASS INT	JOINT	38	38	1999	86	-1.00	51
200	E	236.225	249.000	ND 14 TO COUNTY LINE	ASPHT	68	16	2018	95	0.10	51
1804	N	74.000	75.000	S OF 48TH AVE TO FT. LINCOLN	ASPHT	21	14	2023	99	0.13	51
1804	N	76.000	77.000	CURB & GUTTER TO N OF 12TH ST SO	ASPHT	21	14	2023	99	0.09	51
14	N	33.000	45.777	1 MI S OF CO LN NORTH TO JCT 200	ASPHT	49	17	2017	93	0.10	51
83	S	117.000	122.000	WILTON NORTH	ASPHT	8	8	2017	82	0.21	51
1804	N	9.000	18.000	NEAR 95TH ST TO 8.0 MI S BEAVER B	ASPHT	32	32	1992	92	0.14	50
83	N	100.000	111.000	MIDWAY TO WILTON	ASPHT	55	14	2020	96	0.18	50
6	N	28.000	35.000	N OF PORCUPINE CREEK N TO JCT 24	ASPHT	66	12	2022	98	0.07	50
6	N	35.000	42.149	N JCT 24 N TO JCT ND 21	ASPHT	68	12	2022	97	0.11	50
6	N	22.000	26.000	5 MI S PORCUPINE CREEK N 4.8 MI	ASPHT	66	12	2022	98	0.08	50
94	W	172.000	182.488	E OF MENOKEN INTR E TO STERLING	AOCRC	10	10	2014	87	0.19	50
94	W	191.000	193.000	2 MILES E OF LONG LAKE	AOCRC	23	22	2015	92	0.16	50
83	N	41.623	44.000	JCT 34 NORTH TO RPT 44	ASPHT	19	19	2018	95	0.10	49
3	N	93.053	95.000	STEELE NORTH	ASPHT	21	16	2018	95	0.13	49
83	S	89.000	105.000	BISMARCK N TO S OF WILTON	ASPHT	34	14	2020	96	0.18	49
1804	S	74.000	75.000	SOUTH OF 48TH AVE TO FT LINCOLN	ASPHT	21	14	2023	99	0.13	48
94	E	97.188	100.000	HEBRON E TO NEAR EAGLES NEST	JOINT	15	15	2009	89	-1.00	48

Bismarck District Segments Sorted by IRI (Worst to Best)

Hwy	Dir	BegRP	EndRP	Location	Pvmt_Desc	Age	Eff_Age	YrLastCons	Distress	Avg_Rut	Avg_IRI
94	E	193.000	196.000	2 MILES E OF DRISCOLL	AOCRC	14	14	2022	99	0.15	48
3	N	59.566	69.000	JCT ND 34 NORTH TO NEAR 52ND ST	ASPHT	8	8	2016	92	0.13	48
94	E	198.000	201.000	2.0 MI E LONG LAKE E TO E STEELE	AOCRC	14	14	2022	99	0.13	47
14	N	21.289	33.000	WING N TO 1 MI S OF COUNTY LINE	ASPHT	59	17	2017	95	0.10	47
83	N	44.000	64.000	RPT 44 TO STERLING	ASPHT	19	19	2018	93	0.13	47
36	E	48.000	53.000	ROBINSON E TO 3MI W OF LAKE WILL	ASPHT	17	15	2022	97	0.10	46
200	E	197.047	205.797	4 MI COR E UNDERWOOD E TO W JCT	ASPHT	34	16	2021	99	0.10	46
94	W	208.000	208.702	W DAWSON INTR E TO DISTRICT BOU	AOCRC	14	14	2021	92	0.20	46
21	E	109.000	110.000	NP OVERHEAD & APPROACH-E FLAS	ASPHT	26	18	2016	94	0.12	46
94	E	196.000	198.000	E LONG LAKE INTR E 2.0 MILES	AOCRC	14	14	2022	96	0.16	46
3	N	95.000	103.000	JCT I-94 STEELE NORTH 10 MILES	ASPHT	21	16	2018	95	0.12	45
1804	N	72.000	74.000	NEAR PRIORY CORNER TO S OF 48TH	ASPHT	17	14	2023	99	0.14	45
83	S	105.000	111.000	S OF WILTON TO WILTON	ASPHT	34	14	2020	95	0.18	44
200	E	213.797	227.000	E JCT 41-MERCER-E TO MCCLUSKY	ASPHT	34	16	2018	93	0.10	44
1804	N	75.000	76.000	FT LINCOLN N TO BISMARCK AIRPOR	ASPHT	21	14	2023	99	0.07	44
3	N	69.000	84.000	NEAR 52ND ST SE TO DAWSON	ASPHT	8	8	2016	96	0.11	44
94	W	193.000	201.000	BURL COUNTY LINE TO LONG LAKE	AOCRC	14	14	2021	98	0.16	44
94	E	201.000	208.702	E STEELE INTER TO DISTRICT BOUND	AOCRC	14	14	2022	95	0.17	43
1804	S	72.193	74.000	SIGNAL STREET N TO SOUTH OF 48T	ASPHT	17	14	2023	99	0.15	43
6	N	26.000	28.000	PORCUPINE CREEK N & S	ASPHT	37	12	2022	98	0.08	43
94	W	128.000	137.000	E N SALEM INTR E TO W SWEET BRIA	CRCP	21	21	2003	93	-1.00	42

Bismarck District Segments Sorted by IRI (Worst to Best)

Hwy	Dir	BegRP	EndRP	Location	Pvmt_Desc	Age	Eff_Age	YrLastCons	Distress	Avg_Rut	Avg_IRI
94	E	137.000	147.183	W SWEET BRIAR E TO E ND 25 INTR-E	CRCP	20	20	2004	95	-1.00	42
94	W	203.000	208.000	1.0 MI E STEELE INTR E TO W DAWSO	AOCRC	14	14	2021	95	0.17	41
1804	S	75.000	76.000	FT LINCOLN TO BISMARCK AIRPORT	ASPHT	21	14	2023	99	0.10	41
94	E	128.000	137.000	E N SALEM INTR E TO W SWEET BRIA	CRCP	22	22	2002	92	-1.00	41
3	N	103.000	113.000	10 MI N OF STEELE TO JCT 36 TUTTLE	ASPHT	21	16	2018	95	0.13	41
94	W	201.000	203.000	E STEELE TO 1.0 MI E STEELE INTR	AOCRC	14	14	2021	93	0.21	39
36	E	53.000	62.000	3 MI W OF LAKE WILLIAMS TO CNTY L	ASPHT	50	15	2022	94	0.09	36
36	E	38.916	48.000	JCT 3-TUTTLE E TO ROBINSON	ASPHT	2	2	2022	94	0.09	36

ENGLISH

D	HWY	S	D	FROM REF	FROM PT	TO REF	TO PT	LENGTH	LEFT SHLDR WIDTH	DRVNG LANE WIDTH	RIGHT SHLDR WIDTH	SURF DPTH	BASE DPTH	GRAD WIDTH	FIN WIDTH	TAADT	AADT	ESALS	PAV AGE	EFF PAV AGE	LAST YEAR SEAL	PVMT TYPE	PVMT DESC	HWY PTY	FRT LVL	INTL CONS	PREV CONS	LTST CONS	LTST REHAB																																																																														
1	3	N		41.862	0.0000	51.000	0.9260	10.0639	2.0	24.0	2.0	8.0	7.0	34.0	28.0	85	448 2022	63	13	13	2014	FLEX	ASPHT	RCR	2	2011	2011	2011	F CHIP SEAL																																																																														
W JCT 13 N TO BURNSTAD JCT																		2014	DIST	90	RIDE	4.24	PRPI	GOOD	IRI	50	2015	DIST	95	RIDE	4.16	PRPI	GOOD	IRI	54	2016	DIST	90	RIDE	4.22	PRPI	GOOD	IRI	51	2017	DIST	89	RIDE	4.10	PRPI	GOOD	IRI	56	2018	DIST	95	RIDE	4.11	PRPI	GOOD	IRI	56	2019	DIST	93	RIDE	4.15	PRPI	GOOD	IRI	54	2020	DIST	96	RIDE	4.23	PRPI	GOOD	IRI	51	2021	DIST	95	RIDE	4.04	PRPI	GOOD	IRI	59	2022	DIST	94	RIDE	4.08	PRPI	GOOD	IRI	57	2023	DIST	93	RIDE	3.98	PRPI	GOOD	IRI	61

REF PT	RIDE	DST	RUT (IN)	IRI IN/MI	PRPI	AVG NUM (2023) FLT	AC	BLD	LC	TC	BC	RW	BP	RT
42	4.25	90	0.12	50.00	GOOD	N/A	N/A	3	0	3	3	0	0	0
43	4.20	93	0.12	52.00	GOOD	N/A	N/A	3	0	0	3	0	0	0
44	4.10	93	0.12	57.00	GOOD	N/A	N/A	3	0	0	3	0	0	0
45	4.00	92	0.12	61.00	GOOD	N/A	N/A	3	0	1	3	0	0	0
46	3.83	93	0.12	68.00	GOOD	N/A	N/A	3	0	0	3	0	0	0
47	3.97	93	0.12	63.00	GOOD	N/A	N/A	3	0	0	3	0	0	0
48	3.87	93	0.13	67.00	GOOD	N/A	N/A	3	0	0	3	0	0	0
49	3.85	92	0.13	68.00	GOOD	N/A	N/A	3	0	0	4	0	0	0
50	3.81	96	0.13	69.00	GOOD	N/A	N/A	0	0	0	3	0	0	0
51	3.93	91	0.12	64.00	GOOD	N/A	N/A	3	0	2	3	0	0	0
AVG	3.98	93	0.12	61.90	GOOD	N/A	N/A	3	0	1	3	0	0	0

9 OCCURS	LSHL WIDTH (FT)	RDWY WIDTH (FT)	RSHL WIDTH (FT)	OIL/CON TYPE	CLS AGG	YEAR	COST THOUS	DSN LFE	PCN	SUB	H
DEPTH (IN)											
COMPONENTS											
GRADE		34.0					1958	203			
7.0 EMULSIFIED BASE		30.0		SS-1		1959					
2.0 HOT BIT PAVEMENT		24.0		150-200		1959	183	20			
3.0 HOT BIT PAVEMENT		24.0		120-150	29	1992	559	20			
CONTRACT SAND SEAL		24.0		HFMS-2		1994	69				
DISTRICT CHIP SEAL		24.0		MC-3000	43	2001					
5.0 SALVAGED AGGR BASE	2.0		2.0			2011			16825	1	
3.0 HOT BIT PAVEMENT	2.0	24.0	2.0	PG 58-28	27	2011	4027	20	16825	1	
FEDERAL AID CHIP SEAL		28.0		CRS2P	41	2014	335		18841	1	

ENGLISH

D	HWY	S	D	FROM REF	FROM PT	TO REF	TO PT	TO OFFSET (XX)	LENGTH (XX)	LEFT SHLDR WIDTH	DRVNG LANE WIDTH	RIGHT SHLDR WIDTH	SURF DPTH	BASE DPTH	GRAD WIDTH	FIN WIDTH	TAADT	AAADT	ESALS	PAV AGE	EFF PAV AGE	LAST YEAR SEAL	PVMT TYPE	PVMT DESC	HWY PTY	FRT LVL	INTL CONS	PREV CONS	LTST CONS	LTST REHAB																																																																														
1	3	N		51.000	0.9260	58.000	0.4810		6.5478	6.0	24.0	6.0	3.0	8.0	44.0	36.0	98	561 2022	66	15	15	2014	FLEX	ASPHT	RCR	2	2009	2009	2009	F CHIP SEAL																																																																														
N BURNSTAD JCT N TO NAPOLEON																			2014	DIST	90	RIDE	4.00	PRPI	GOOD	IRI	61	2015	DIST	92	RIDE	3.90	PRPI	GOOD	IRI	65	2016	DIST	94	RIDE	3.97	PRPI	GOOD	IRI	62	2017	DIST	88	RIDE	3.88	PRPI	GOOD	IRI	66	2018	DIST	94	RIDE	3.85	PRPI	GOOD	IRI	67	2019	DIST	92	RIDE	3.91	PRPI	GOOD	IRI	65	2020	DIST	89	RIDE	3.96	PRPI	GOOD	IRI	63	2021	DIST	88	RIDE	3.84	PRPI	GOOD	IRI	68	2022	DIST	88	RIDE	3.86	PRPI	GOOD	IRI	67	2023	DIST	85	RIDE	3.78	PRPI	GOOD	IRI	70

REF PT	RIDE	DST	RUT (IN)	IRI IN/MI	PRPI	AVG NUM FLT	(2023) AVG NUM FLT	AVERAGE BLD	RIDE, DISTRESS & RT
52	3.89	81	0.16	66.00	GOOD	N/A	N/A	9 0 1 2 0 0 0 6	
53	3.94	84	0.12	63.00	GOOD	N/A	N/A	9 0 3 3 0 0 0 0	
54	4.02	87	0.13	60.00	GOOD	N/A	N/A	6 0 2 4 0 0 0 0	
55	4.06	88	0.13	58.00	GOOD	N/A	N/A	6 0 2 3 0 0 0 0	
56	3.90	89	0.13	65.00	GOOD	N/A	N/A	6 0 1 3 0 0 0 0	
57	3.90	87	0.14	66.00	GOOD	N/A	N/A	9 0 1 2 0 0 0 0	
58	2.78	81	0.19	118.00	FAIR	N/A	N/A	6 0 2 2 0 0 2 6	
AVG	3.78	85	0.14	70.86	GOOD	N/A	N/A	7 0 2 3 0 0 0 2	

5 OCCURS	DPATH (IN)	COMPONENTS	LSHL WIDTH (FT)	RDWY WIDTH (FT)	RSHL WIDTH (FT)	OIL/CON TYPE	CLS AGG	YEAR	COST THOUS	DSN LFE	PCN	SUB	H
	8.0	CEMENT TREATED BASE		44.0				1983	1027		16409	1	
	3.0	HBP-SUPERPAVE-FAA 43	2.0	24.0	2.0	PG 58-28	SP	2009	2330	20	16409	1	
	3.0	SALVAGED AGGR BASE	4.0		4.0			2009			16409	1	
		FEDERAL AID CHIP SEAL		36.0		CRS2P	41	2014	218		18838	1	

ENGLISH

D	HWY	S	D	FROM REF PT	FROM OFFSET (XX)	TO REF PT	TO OFFSET (XX)	LENGTH (XX)	LEFT SHLDR WIDTH	DRVNG LANE WIDTH	RIGHT SHLDR WIDTH	SURF DPTH	BASE DPTH	GRAD WIDTH	FIN WIDTH	TAADT	AAADT	ESALS	PAV AGE	EFF PAV AGE	LAST YEAR SEAL	PVMT TYPE	PVMT DESC	HWY PTY	FRT LVL	INTL CONS	PREV CONS	LTST CONS	LTST REHAB																			
1	3	N		58.000	0.4810	59.000	0.0810	0.6039	8.5	24.0	8.5	6.5	7.0	45.0	41.0	142	1688 2022	129	15	15	2014	FLEX	ASPHT	RCR	2	2009	2009	2009	F CHIP SEAL																			
NAPOLEON 44 STREET SECTION																		2014	DIST	NA	RIDE	N/A	PRPI	N/A	IRI	N/A																						
																		2015	DIST	NA	RIDE	N/A	PRPI	N/A	IRI	N/A																						
																		2016	DIST	NA	RIDE	N/A	PRPI	N/A	IRI	N/A																						
																		2017	DIST	NA	RIDE	N/A	PRPI	N/A	IRI	N/A																						
																		2018	DIST	NA	RIDE	N/A	PRPI	N/A	IRI	N/A																						
																		2019	DIST	NA	RIDE	N/A	PRPI	N/A	IRI	N/A																						
																		2020	DIST	NA	RIDE	N/A	PRPI	N/A	IRI	N/A																						
																		2021	DIST	NA	RIDE	N/A	PRPI	N/A	IRI	N/A																						
																		2022	DIST	NA	RIDE	N/A	PRPI	N/A	IRI	N/A																						
																		2023	DIST	NA	RIDE	N/A	PRPI	N/A	IRI	N/A																						

REF PT	RIDE	DST	RUT (IN)	IRI IN/MI	PRPI	AVG NUM (2023) FLT	AC	AVERAGE BLD	RIDE LC	DISTRESS TC	RUT BC	RW	BP	RT
AVG	N/A	NA	N/A	N/A	N/A	N/A	N/A	N/A	N/A	N/A	N/A	N/A	N/A	N/A

9 OCCURS	LSHL WIDTH (FT)	RDWY WIDTH (FT)	RSHL WIDTH (FT)	OIL/CON TYPE	CLS AGG	YEAR	COST THOUS	DSN LFE	PCN	SUB	H
DPATH (IN) COMPONENTS											
CURB & GUTTER FACE-FACE		44.0				1958	22				
3.5 AGGREGATE BASE		41.0				1958					
3.5 EMULSIFIED BASE		41.0				1958					
2.5 HOT BIT PAVEMENT		41.0		120-150		1958	15	20			
CONTRACT CHIP SEAL		41.0		HFMS-2		1988	4				
DISTRICHT CHIP SEAL		24.0		MC-3000	43	2004	4				
2.0 HBP-SUPERPAVE-FAA 45		41.0		PG 58-28	SP	2009	215	20	16409	1	
2.0 HBP-SUPERPAVE-FAA 45		41.0		PG 64-28	SP	2009			16409	1	
FEDERAL AID CHIP SEAL		41.0		CRS2P	41	2014	20		18838	1	

NDDOT RIMS HIGHWAY PROJECTS - HIGHWAY COMPONENTS
 HIGHWAY COMPONENTS DISTRICT INFO BOOK
 FOR BISMARCK DISTRICT

ENGLISH

D	HWY	S	D	FROM REF	FROM PT	TO REF	TO PT	LENGTH (XX)	LEFT SHLDR WIDTH	DRVNG LANE WIDTH	RIGHT SHLDR WIDTH	SURF DPTH	BASE DPTH	GRAD WIDTH	FIN WIDTH	TAADT	AADT	ESALS	PAV AGE	EFF PAV AGE	LAST YEAR SEAL	PVMT TYPE	PVMT DESC	HWY PTY	FRT LVL	INTL CONS	PREV CONS	LTST CONS	LTST REHAB
1	3	N		59.000	0.0810	59.566	0.0000	0.4904	1.0	24.0	1.0	6.0	7.0	32.0	26.0	125	1265 2022	83	15	15	2014	FLEX	ASPHT	RCR	2	2009	2009	2009	F CHIP SEAL
NAPOLEON N TO JCT ND 34																		2014	DIST	91	RIDE	3.79	PRPI	GOOD	IRI	70			
																		2015	DIST	88	RIDE	3.77	PRPI	GOOD	IRI	71			
																		2016	DIST	94	RIDE	4.01	PRPI	GOOD	IRI	60			
																		2017	DIST	88	RIDE	3.99	PRPI	GOOD	IRI	61			
																		2018	DIST	92	RIDE	3.93	PRPI	GOOD	IRI	64			
																		2019	DIST	93	RIDE	3.98	PRPI	GOOD	IRI	62			
																		2020	DIST	93	RIDE	3.97	PRPI	GOOD	IRI	62			
																		2021	DIST	93	RIDE	3.99	PRPI	GOOD	IRI	61			
																		2022	DIST	93	RIDE	3.91	PRPI	GOOD	IRI	65			
																		2023	DIST	90	RIDE	3.88	PRPI	GOOD	IRI	67			

1999 - SEALED MAINTENANCE PATCHES WITH MC-3000, CLASS 43 CHIPS (5 MI - \$47,251)
 2003 - INTERMITTENT PATCHING 59.059-60.087, 61.541-64.000, 66.404 - 82.255

REF PT	RIDE	DST	RUT (IN)	IRI IN/MI	PRPI	AVG NUM (2023) FLT	AC	BLD	LC	TC	BC	RW	BP	RT
59	3.88	90	0.15	67.00	GOOD	N/A	N/A	3	0	1	3	0	2	0
AVG	3.88	90	0.15	67.00	GOOD	N/A	N/A	3	0	1	3	0	2	0

12 OCCURS DPTH (IN)	COMPONENTS	LSHL WIDTH (FT)	RDWY WIDTH (FT)	RSHL WIDTH (FT)	OIL/CON TYPE	CLS AGG	YEAR	COST THOUS	DSN LFE	PCN	SUB	H
3.5	AGGREGATE BASE		32.0				1956	5				
3.5	EMULSIFIED BASE		30.0				1958					
3.5	EMULSIFIED BASE		28.0		SS-1		1958					
2.5	HOT BIT PAVEMENT		24.0		120-150		1958	8	20			
	CONTRACT CHIP SEAL		24.0		HFMS-2		1988	3				
	INT CONT PATCH-1.25"		24.0		120-150		1992	4				
	DISTRICT CHIP SEAL		24.0		MC-3000		1994	1				
	INT CONT PATCH-1.25"		24.0		PG 58-28	27	2003	4	15515		1	
	DISTRICT CHIP SEAL		24.0		MC-3000	43	2004	5				
1.5	HBP-SUPERPAVE-FAA 43		26.0		PG 58-28	SP	2009	175	20	16409		1
2.0	HBP-SUPERPAVE-FAA 43		26.0		PG 64-28	SP	2009			16409		1
	FEDERAL AID CHIP SEAL		26.0		CRS2P	41	2014	16		18838		1

ENGLISH

D	HWY	S	D	FROM REF	FROM PT	TO REF	TO PT	LENGTH (XX)	LEFT SHLDR WIDTH	DRVNG LANE WIDTH	RIGHT SHLDR WIDTH	SURF DPTH	BASE DPTH	GRAD WIDTH	FIN WIDTH	TAADT	AADT	ESALS	PAV AGE	LAST PAV AGE	YEAR SEAL	PVMT TYPE	PVMT DESC	HWY PTY	FRT LVL	INTL CONS	PREV CONS	LTST CONS	LTST REHAB
1	3	N		59.566	0.0000	69.000	0.5560	9.9800	4.0	24.0	4.0	6.0	7.0	48.0	32.0	103	627 2022	53	8	8	2018	FLEX	ASPHT	RCR	2	2016	2016	2016	R CHIP SEAL
JCT ND 34 NORTH TO NEAR 52ND ST SE																													
1999 - SEALED MAINTENANCE PATCHES WITH MC-3000, CLASS 43 CHIPS (5 MI - \$47,251)																													
2003 - INTERMITTENT PATCHING 59.059-60.087, 61.541-64.000																													
2014 DIST 84 RIDE 2.94 PRPI GOOD IRI 37																													
2015 DIST 81 RIDE 2.75 PRPI GOOD IRI 37																													
2016 DIST 99 RIDE 4.57 PRPI GOOD IRI 37																													
2017 DIST 93 RIDE 4.45 PRPI GOOD IRI 37																													
2018 DIST 93 RIDE 4.41 PRPI GOOD IRI 42																													
2019 DIST 95 RIDE 4.28 PRPI GOOD IRI 48																													
2020 DIST 95 RIDE 4.36 PRPI GOOD IRI 45																													
2021 DIST 93 RIDE 4.31 PRPI GOOD IRI 47																													
2022 DIST 94 RIDE 4.31 PRPI GOOD IRI 47																													
2023 DIST 92 RIDE 4.30 PRPI GOOD IRI 47																													

REF PT	RIDE	DST	RUT (IN)	IRI IN/MI	PRPI	AVG NUM (2023) AVERAGE RIDE, DISTRESS & RUT																							
FLT	FLT	AC	BLD	LC	TC	BC	RW	BP	RT																				
60	4.43	91	0.16	42.00	GOOD	N/A	N/A	6	0	1	1	0	0	0	0	0	0	0	0	0	0	0	0	0	0	0	0	0	0
61	4.43	93	0.13	42.00	GOOD	N/A	N/A	3	0	1	2	0	0	0	0	0	0	0	0	0	0	0	0	0	0	0	0	0	0
62	4.50	97	0.14	39.00	GOOD	N/A	N/A	0	0	0	2	0	0	0	0	0	0	0	0	0	0	0	0	0	0	0	0	0	0
63	4.49	93	0.14	40.00	GOOD	N/A	N/A	3	0	1	2	0	0	0	0	0	0	0	0	0	0	0	0	0	0	0	0	0	0
64	4.46	96	0.12	40.00	GOOD	N/A	N/A	0	0	1	2	0	0	0	0	0	0	0	0	0	0	0	0	0	0	0	0	0	0
65	4.34	87	0.15	46.00	GOOD	N/A	N/A	3	0	0	1	0	0	0	2	6													
66	4.10	93	0.13	56.00	GOOD	N/A	N/A	3	0	1	2	0	0	0	0	0	0	0	0	0	0	0	0	0	0	0	0	0	0
67	4.03	89	0.11	60.00	GOOD	N/A	N/A	6	0	3	1	0	0	0	0	0	0	0	0	0	0	0	0	0	0	0	0	0	0
68	4.09	92	0.12	57.00	GOOD	N/A	N/A	0	0	0	1	0	0	0	0	6													
69	4.17	91	0.13	53.00	GOOD	N/A	N/A	0	0	0	2	0	0	0	0	6													
AVG	4.30	92	0.13	47.50	GOOD	N/A	N/A	2	0	1	2	0	0	0	0	2													

14 OCCURS	DEPTH (IN)	COMPONENTS	LSHL WIDTH (FT)	RDWY WIDTH (FT)	RSHL WIDTH (FT)	OIL/CON TYPE	CLS AGG	YEAR	COST THOUS	DSN LFE	PCN	SUB	H
		GRADE		32.0				1956	102				
	3.5	AGGREGATE BASE		30.0				1958					
	3.5	EMULSIFIED BASE		28.0		SS-1		1958					
	2.5	HOT BIT PAVEMENT		24.0		120-150		1958	170	20			
		CONTRACT CHIP SEAL		24.0		HFMS-2		1988	64				
		INT CONT PATCH-1.25"		24.0		120-150		1992	77				
		DISTRICT CHIP SEAL		24.0		MC-3000		1994	27				
		INT CONT PATCH-1.25"		24.0		PG 58-28	27	2003	78		15515	1	
		DISTRICT CHIP SEAL		24.0		MC-3000	43	2004	96				
		WIDENING	8.0		8.0			2016			17707	1	
	7.0	AGGREGATE BASE	4.0		4.0		05	2016			17707	1	
	3.5	AGGREGATE BASE	2.0		2.0		04	2016			17707	1	
	3.5	HBP-SUPERPAVE-FAA 42		28.0		PG 58-28	SP	2016	5142	20	17707	1	
		RAP CHIP SEAL		28.0		CRS2P	01	2018	281		21799	1	

ENGLISH

D	HWY	S	D	FROM REF	FROM OFFSET	TO REF	TO OFFSET	LENGTH	LEFT SHLDR	DRVNG LANE	RIGHT SHLDR	SURF DPTH	BASE DPTH	GRAD WIDTH	FIN WIDTH	TAADT	AADT	ESALS	PAV AGE	EFF PAV AGE	LAST YEAR SEAL	PVMT TYPE	PVMT DESC	HWY PTY	FRT LVL	INTL CONS	PREV CONS	LTST CONS	LTST REHAB
1	3	N		69.000	0.5560	84.000	0.1383	14.5728	4.0	24.0	4.0	6.0	7.0	48.0	32.0	98	539 2022	48	8	8	2018	FLEX	ASPHT	RCR	2	2016	2016	2016	F CHIP SEAL
NEAR 52ND ST SE TO DAWSON																													
1999 - SEALED MAINTENANCE PATCHES WITH MC-3000, CLASS 43 CHIPS (5 MI - \$47,251)																													
2003 - INTERMITTENT PATCHING 66.404 - 82.255																													
2014 DIST 84 RIDE 3.18 PRPI GOOD IRI 99																													
2015 DIST 85 RIDE 3.17 PRPI GOOD IRI 99																													
2016 DIST 99 RIDE 4.57 PRPI EXCL IRI 35																													
2017 DIST 94 RIDE 4.55 PRPI GOOD IRI 37																													
2018 DIST 92 RIDE 4.48 PRPI GOOD IRI 39																													
2019 DIST 95 RIDE 4.48 PRPI GOOD IRI 39																													
2020 DIST 94 RIDE 4.48 PRPI GOOD IRI 39																													
2021 DIST 94 RIDE 4.44 PRPI GOOD IRI 41																													
2022 DIST 93 RIDE 4.43 PRPI GOOD IRI 42																													
2023 DIST 96 RIDE 4.39 PRPI GOOD IRI 43																													

REF PT	RIDE	DST	RUT (IN)	IRI IN/MI	PRPI	AVG NUM FLT	NUM (2023) FLT	AVERAGE AC	RIDE BLD	DISTRESS LC	& RT TC	RUT BP	RT	
70	4.22	91	0.14	51.00	GOOD	N/A	N/A	0	0	0	2	0	0	6
71	4.28	97	0.10	49.00	GOOD	N/A	N/A	0	0	0	2	0	0	0
72	4.45	97	0.11	41.00	GOOD	N/A	N/A	0	0	0	2	0	0	0
73	4.42	95	0.12	43.00	GOOD	N/A	N/A	3	0	0	1	0	0	0
74	4.46	98	0.08	40.00	GOOD	N/A	N/A	0	0	0	1	0	0	0
75	4.56	94	0.10	36.00	EXCL	N/A	N/A	3	0	0	2	0	0	0
76	4.62	97	0.08	33.00	EXCL	N/A	N/A	0	0	0	2	0	0	0
77	4.58	98	0.11	36.00	GOOD	N/A	N/A	0	0	0	1	0	0	0
78	4.39	97	0.11	44.00	GOOD	N/A	N/A	0	0	0	2	0	0	0
79	4.24	95	0.11	50.00	GOOD	N/A	N/A	3	0	0	1	0	0	0
80	4.34	98	0.11	46.00	GOOD	N/A	N/A	0	0	0	1	0	0	0
81	4.54	97	0.09	37.00	GOOD	N/A	N/A	0	0	0	2	0	0	0
82	4.30	93	0.12	48.00	GOOD	N/A	N/A	3	0	1	2	0	0	0
83	4.50	97	0.10	39.00	GOOD	N/A	N/A	0	0	0	2	0	0	0
84	4.02	93	0.11	60.00	GOOD	N/A	N/A	3	0	1	2	0	0	0
AVG	4.39	96	0.11	43.53	GOOD	N/A	N/A	1	0	0	2	0	0	0

14 OCCURS DPTH (IN)	COMPONENTS	LSHL WIDTH (FT)	RDWY WIDTH (FT)	RSHL WIDTH (FT)	OIL/CON TYPE	CLS AGG	YEAR	COST THOUS	DSN LFE	PCN	SUB	H
	GRADE		32.0				1956	148				
3.5	AGGREGATE BASE		30.0				1958					
3.5	EMULSIFIED BASE		28.0		SS-1		1958					
2.5	HOT BIT PAVEMENT		24.0		120-150		1958	249	20			
	CONTRACT CHIP SEAL		24.0		HFMS-2		1988	93				
	INT CONT PATCH-1.25"		24.0		120-150		1992	112				
	DISTRICT CHIP SEAL		24.0		MC-3000		1994	40				
	INT CONT PATCH-1.25"		24.0		PG 58-28	27	2003	113		15515	1	
	DISTRICT CHIP SEAL		24.0		MC-3000	43	2004	141				
	WIDENING	8.0		8.0			2016			17707	1	
7.0	AGGREGATE BASE		4.0				05	2016		17707	1	
3.5	AGGREGATE BASE		2.0	2.0			04	2016		17707	1	
3.5	HBP-SUPERPAVE-FAA 42		28.0		PG 58-28	SP	2016	7509	20	17707	1	
	FEDERAL AID CHIP SEAL		28.0		CRS2P	41	2018	411		21799	1	

NDDOT RIMS HIGHWAY PROJECTS - HIGHWAY COMPONENTS
HIGHWAY COMPONENTS DISTRICT INFO BOOK
FOR BISMARCK DISTRICT

ENGLISH

D	HWY	S	D	FROM REF	FROM PT	TO REF	TO PT	LENGTH (XX)	LEFT SHLDR WIDTH	DRVNG LANE WIDTH	RIGHT SHLDR WIDTH	SURF DPTH	BASE DPTH	GRAD WIDTH	FIN WIDTH	TAADT	AAADT	ESALS	PAV AGE	EFF PAV AGE	LAST YEAR SEAL	PVMT TYPE	PVMT DESC	HWY PTY	FRT LVL	INTL CONS	PREV CONS	LTST CONS	LTST REHAB																			
1	3	N		84.000	0.1383	84.000	0.2898	0.1515		24.0		6.0	7.0	32.0	24.0	110	769 2022	85	8	8	2018	FLEX	ASPHT	RCR	2	2016	2016	2016	F CHIP SEAL																			
URBAN SECTION DAWSON TO COOK STREET																		2014	DIST	NA	RIDE	N/A	PRPI	N/A	IRI	N/A																						
																		2015	DIST	NA	RIDE	N/A	PRPI	N/A	IRI	N/A																						
																		2016	DIST	NA	RIDE	N/A	PRPI	N/A	IRI	N/A																						
																		2017	DIST	NA	RIDE	N/A	PRPI	N/A	IRI	N/A																						
																		2018	DIST	NA	RIDE	N/A	PRPI	N/A	IRI	N/A																						
																		2019	DIST	NA	RIDE	N/A	PRPI	N/A	IRI	N/A																						
																		2020	DIST	NA	RIDE	N/A	PRPI	N/A	IRI	N/A																						
																		2021	DIST	NA	RIDE	N/A	PRPI	N/A	IRI	N/A																						
																		2022	DIST	NA	RIDE	N/A	PRPI	N/A	IRI	N/A																						
																		2023	DIST	NA	RIDE	N/A	PRPI	N/A	IRI	N/A																						

REF PT	RIDE	DST	RUT (IN)	IRI IN/MI	PRPI	AVG NUM (2023) FLT	NUM (2023) FLT	AVERAGE BLD	RIDE LC	DISTRESS TC	& RT BC	RUT BP	RT
AVG	N/A	NA	N/A	N/A	N/A	N/A	N/A	N/A	N/A	N/A	N/A	N/A	N/A

9 OCCURS	DPATH (IN)	COMPONENTS	LSHL WIDTH (FT)	RDWY WIDTH (FT)	RSHL WIDTH (FT)	OIL/CON TYPE	CLS AGG	YEAR	COST THOUS	DSN LFE	PCN	SUB	H
		GRADE		28.0				1935					
	4.0	AGGREGATE BASE		26.0				1935					
	3.0	COLD BITUMINOUS PAVEMENT		20.0		MC-3		1935					
		MTCE SHOULDER WIDENING		32.0				1959					
	2.5	HOT BIT PAVEMENT		24.0		120-150		1959	5	20			
		CONTRACT CHIP SEAL		24.0		HFMS-2		1988		1			
		DISTRICT CHIP SEAL		24.0		MC-3000	43	2004		2			
	3.5	HBP-SUPERPAVE-FAA 42		24.0		PG 58-28	SP	2016	78	20	17707	1	
		FEDERAL AID CHIP SEAL		24.0		CRS2P	41	2018	4		21799	1	

ENGLISH

D	HWY	S	D	FROM REF PT	FROM OFFSET (XX)	TO REF PT	TO OFFSET (XX)	LENGTH (XX)	LEFT SHLDR WIDTH	DRVNG LANE WIDTH	RIGHT SHLDR WIDTH	SURF DPTH	BASE DPTH	GRAD WIDTH	FIN WIDTH	TAADT	AAADT	ESALS	PAV AGE	EFF PAV AGE	LAST YEAR SEAL	PVMT TYPE	PVMT DESC	HWY PTY	FRT LVL	INTL CONS	PREV CONS	LTST CONS	LTST REHAB																				
1	3	N		84.000	0.2898	84.000	0.4638	0.1740	7.0	24.0	7.0	9.5	5.0	41.0	38.0	115	825 2022	85	8	8	2018	FLEX	ASPHT	RCR	2	2016	2016	2016	F CHIP SEAL																				
URBAN SECTION DAWSON_TO BNSF																		2014	DIST	NA	RIDE	N/A	PRPI	N/A	IRI	N/A																							
																		2015	DIST	NA	RIDE	N/A	PRPI	N/A	IRI	N/A																							
																		2016	DIST	NA	RIDE	N/A	PRPI	N/A	IRI	N/A																							
																		2017	DIST	NA	RIDE	N/A	PRPI	N/A	IRI	N/A																							
																		2018	DIST	NA	RIDE	N/A	PRPI	N/A	IRI	N/A																							
																		2019	DIST	NA	RIDE	N/A	PRPI	N/A	IRI	N/A																							
																		2020	DIST	NA	RIDE	N/A	PRPI	N/A	IRI	N/A																							
																		2021	DIST	NA	RIDE	N/A	PRPI	N/A	IRI	N/A																							
																		2022	DIST	NA	RIDE	N/A	PRPI	N/A	IRI	N/A																							
																		2023	DIST	NA	RIDE	N/A	PRPI	N/A	IRI	N/A																							

REF PT	RIDE	DST	RUT (IN)	IRI IN/MI	PRPI	AVG NUM (2023) FLT	AC	BLD	LC	TC	BC	RW	BP	RT
AVG	N/A	NA	N/A	N/A	N/A	N/A	N/A	N/A	N/A	N/A	N/A	N/A	N/A	N/A

8 OCCURS DPTH (IN)	COMPONENTS	LSHL WIDTH (FT)	RDWY WIDTH (FT)	RSHL WIDTH (FT)	OIL/CON TYPE	CLS AGG	YEAR	COST THOUS	DSN LFE	PCN	SUB	H
	CURB & GUTTER FACE-FACE		40.0				1965					
5.0	AGGREGATE BASE		40.0				1965					
4.0	HOT BIT PAVEMENT		40.0		120-150		1966					
2.0	HOT BIT PAVEMENT		40.0		120-150		1966					
	CONTRACT CHIP SEAL		24.0		HFMS-2		1988		2			
	DISTRICT CHIP SEAL		24.0		MC-3000	43	2004		2			
3.5	HBP-SUPERPAVE-FAA 42		38.0		PG 58-28	SP	2016	90	20	17707	1	
	FEDERAL AID CHIP SEAL		38.0		CRS2P	41	2018	5		21799	1	

NDDOT RIMS HIGHWAY PROJECTS - HIGHWAY COMPONENTS
HIGHWAY COMPONENTS DISTRICT INFO BOOK
FOR BISMARCK DISTRICT

ENGLISH

D	HWY	S	D	FROM REF PT	FROM OFFSET (XX)	TO REF PT	TO OFFSET (XX)	LENGTH (XX)	LEFT SHLDR WIDTH	DRVNG LANE WIDTH	RIGHT SHLDR WIDTH	SURF DPTH	BASE DPTH	GRAD WIDTH	FIN WIDTH	TAADT	AAADT	ESALS	PAV AGE	EFF PAV AGE	LAST YEAR SEAL	PVMT TYPE	PVMT DESC	HWY PTY	FRT LVL	INTL CONS	PREV CONS	LTST CONS	LTST REHAB																					
1	3	N		84.000	0.4638	84.000	0.9660	0.5022	5.0	24.0	5.0	9.5	5.0	38.0	34.0	115	825 2022	85	8	8	2018	FLEX	ASPHT	RCR	2	2016	2016	2016	F CHIP SEAL																					
DAWSON N TO COUNTY ROAD 10																		2014	DIST	NA	RIDE	N/A	PRPI	N/A	IRI	N/A																								
																		2015	DIST	NA	RIDE	N/A	PRPI	N/A	IRI	N/A																								
																		2016	DIST	NA	RIDE	N/A	PRPI	N/A	IRI	N/A																								
																		2017	DIST	NA	RIDE	N/A	PRPI	N/A	IRI	N/A																								
																		2018	DIST	NA	RIDE	N/A	PRPI	N/A	IRI	N/A																								
																		2019	DIST	NA	RIDE	N/A	PRPI	N/A	IRI	N/A																								
																		2020	DIST	NA	RIDE	N/A	PRPI	N/A	IRI	N/A																								
																		2021	DIST	NA	RIDE	N/A	PRPI	N/A	IRI	N/A																								
																		2022	DIST	NA	RIDE	N/A	PRPI	N/A	IRI	N/A																								
																		2023	DIST	NA	RIDE	N/A	PRPI	N/A	IRI	N/A																								

REF PT	RIDE	DST	RUT (IN)	IRI IN/MI	PRPI	AVG NUM (2023) FLT	AC	BLD	LC	TC	BC	RW	BP	RT
AVG	N/A	NA	N/A	N/A	N/A	N/A	N/A	N/A	N/A	N/A	N/A	N/A	N/A	N/A

8 OCCURS DPTH (IN)	COMPONENTS	LSHL WIDTH (FT)	RDWY WIDTH (FT)	RSHL WIDTH (FT)	OIL/CON TYPE	CLS AGG	YEAR	COST THOUS	DSN LFE	PCN	SUB	H
	GRADE		38.0				1965					
5.0	AGGREGATE BASE		36.0				1965					
4.0	HOT BIT PAVEMENT		34.0		120-150		1966					
2.0	HOT BIT PAVEMENT		24.0		120-150		1966					
	CONTRACT CHIP SEAL		24.0		HFMS-2		1988		1			
	DISTRICT CHIP SEAL		24.0		MC-3000	43	2004		2			
3.5	HBP-SUPERPAVE-FAA 42		34.0		PG 58-28	SP	2016	259	20	17707	1	
	FEDERAL AID CHIP SEAL		27.0		CRS2P	41	2018	14		21799	1	

NDDOT RIMS HIGHWAY PROJECTS - HIGHWAY COMPONENTS
 HIGHWAY COMPONENTS DISTRICT INFO BOOK
 FOR BISMARCK DISTRICT

ENGLISH

D	HWY	S	D	FROM REF	FROM PT	FROM OFFSET (XX)	TO REF	TO PT	TO OFFSET (XX)	LENGTH (XX)	LEFT SHLDR WIDTH	DRVNG LANE WIDTH	RIGHT SHLDR WIDTH	SURF DPTH	BASE DPTH	GRAD WIDTH	FIN WIDTH	TAADT	AAADT	ESALS	PAV AGE	EFF PAV AGE	LAST YEAR SEAL	PVMT TYPE	PVMT DESC	HWY PTY	FRT LVL	INTL CONS	PREV CONS	LTST CONS	LTST REHAB																
1	3	N		84.000	0.9660		85.111	0.0000	0.2187		5.0	24.0	5.0	6.0	5.0	38.0	34.0	115	825 2022	58	58	58	2004	FLEX	ASPHT	RCR	2	1966	1966	1966	D CHIP SEAL																
DAWSON TO JCT I-94																							2014	DIST	85	RIDE	2.14	PRPI	POOR	IRI	152																
																							2015	DIST	91	RIDE	1.77	PRPI	POOR	IRI	174																
																							2016	DIST	92	RIDE	2.11	PRPI	POOR	IRI	154																
																							2017	DIST	91	RIDE	1.72	PRPI	POOR	IRI	177																
																							2018	DIST	89	RIDE	2.05	PRPI	POOR	IRI	157																
																							2019	DIST	90	RIDE	1.59	PRPI	POOR	IRI	186																
																							2020	DIST	87	RIDE	2.11	PRPI	POOR	IRI	153																
																							2021	DIST	99	RIDE	2.38	PRPI	POOR	IRI	138																
																							2022	DIST	93	RIDE	2.66	PRPI	POOR	IRI	124																
																							2023	DIST	99	RIDE	2.72	PRPI	POOR	IRI	121																

REF PT	RUT RIDE	DST	IRI (IN)	IN/MI	PRPI	AVG NUM (2023) FLT	NUM (2023) FLT	AC	BLD	LC	TC	BC	RW	BP	RT
85	2.72	99	0.11	121.00	POOR	N/A	N/A	0	0	0	0	0	0	0	0
AVG	2.72	99	0.11	121.00	POOR	N/A	N/A	0	0	0	0	0	0	0	0

6 OCCURS DPTH (IN)	COMPONENTS	LSHL WIDTH (FT)	RDWY WIDTH (FT)	RSHL WIDTH (FT)	OIL/CON TYPE	CLS AGG	YEAR	COST THOUS	DSN LFE	PCN	SUB	H
5.0	AGGREGATE BASE	38.0					1965	8				
4.0	HOT BIT PAVEMENT	36.0					1965	3				
4.0	HOT BIT PAVEMENT	34.0			120-150		1966					
2.0	HOT BIT PAVEMENT	24.0			120-150		1966	11	20			
	CONTRACT CHIP SEAL	24.0			HFMS-2		1988	4				
	DISTRICT CHIP SEAL	24.0			MC-3000	43	2004	2				

ENGLISH

D	HWY	S	D	FROM REF	FROM PT	TO REF	TO PT	LENGTH (XX)	LEFT SHLDR WIDTH	DRVNG LANE WIDTH	RIGHT SHLDR WIDTH	SURF DPTH	BASE DPTH	GRAD WIDTH	FIN WIDTH	TAADT	AAADT	ESALS	PAV AGE	EFF PAV AGE	LAST YEAR SEAL	PVMT TYPE	PVMT DESC	HWY PTY	FRT LVL	INTL CONS	PREV CONS	LTST CONS	LTST REHAB						
1	3	N		93.053	0.0000	95.000	0.7000	2.7326	2.0	24.0	2.0	8.0	9.0	38.0	28.0	152	731 2022	119	21	16	2021	FLEX	ASPHT	RCR	2	2003	2018	2018	C CHIP SEAL						
STEELE NORTH																		2014	DIST 87	RIDE 3.57	PRPI GOOD	IRI 81													
																		2015	DIST 87	RIDE 3.36	PRPI GOOD	IRI 90													
																		2016	DIST 87	RIDE 3.38	PRPI GOOD	IRI 89													
																		2017	DIST 84	RIDE 3.07	PRPI POOR	IRI 104													
																		2018	DIST 89	RIDE 3.06	PRPI POOR	IRI 104													
																		2019	DIST 98	RIDE 4.51	PRPI GOOD	IRI 38													
																		2020	DIST 93	RIDE 4.49	PRPI GOOD	IRI 39													
																		2021	DIST 95	RIDE 4.40	PRPI GOOD	IRI 43													
																		2022	DIST 95	RIDE 4.30	PRPI GOOD	IRI 48													
																		2023	DIST 95	RIDE 4.28	PRPI GOOD	IRI 49													

1997 DISTRICT CHIP SEAL - WAS ACTUALLY SCOTCH SEALING OF WEAK AREAS.

REF PT	RIDE	DST	RUT (IN)	IRI IN/MI	PRPI	AVG NUM (2023) FLT	AC	BLD	LC	TC	BC	RW	BP	RT
93	4.03	94	0.13	60.00	GOOD	N/A	N/A	0	0	2	3	0	0	0
94	4.42	95	0.14	43.00	GOOD	N/A	N/A	0	0	4	0	0	0	0
95	4.39	97	0.12	44.00	GOOD	N/A	N/A	0	0	2	0	0	0	0
AVG	4.28	95	0.13	49.00	GOOD	N/A	N/A	0	0	1	3	0	0	0

12 OCCURS	DPATH (IN)	COMPONENTS	LSHL WIDTH (FT)	RDWY WIDTH (FT)	RSHL WIDTH (FT)	OIL/CON TYPE	CLS AGG	YEAR	COST THOUS	DSN LFE	PCN	SUB	H
		GRADE		38.0				1965	27				
	5.0	AGGREGATE BASE		36.0				1965	19				
	4.0	HOT BIT PAVEMENT		34.0		120-150		1966					
	2.0	HOT BIT PAVEMENT		24.0		120-150		1966	49	20			
		DISTRICT CHIP SEAL		24.0		MC-3000		1995	48				
		INT MTCE PATCH-2.0"		24.0		120-150		1996	312				
		DISTRICT CHIP SEAL		24.0		MC-3000		1996	42				
		DISTRICT CHIP SEAL		24.0		MC-3000	43	1997	7				
	3.0	HOT BIT PAVEMENT		30.0		PG 58-28	27	2003	105	20	8	1	
		SLURRY SEAL		24.0			SS	2006	82		16457	1	
	3.0	HBP-SUPERPAVE-FAA 43	2.0	24.0	2.0	PG 58-28	SP	2018	898	10	18810	1	
		CONTRACT CHIP SEAL		28.0		CRS2P	41	2021	72		22851	1	

ENGLISH

D	HWY	S	D	FROM REF	FROM PT	TO REF	TO PT	LENGTH (XX)	LEFT SHLDR WIDTH	DRVNG LANE WIDTH	RIGHT SHLDR WIDTH	SURF DPTH	BASE DPTH	GRAD WIDTH	FIN WIDTH	TAADT	AADT	ESALS	PAV AGE	LAST PAV AGE	YEAR SEAL	PVMT TYPE	PVMT DESC	HWY PTY	FRT LVL	INTL CONS	PREV CONS	LTST CONS	LTST REHAB	
1	3	N		95.000	0.7000	103.000	0.6700	7.9570	2.0	24.0	2.0	8.0	7.0	39.0	28.0	148	667 2022	119	21	16	2021	FLEX	ASPHT	RCR	2	2003	2018	2018	C	CHIP SEAL
JCT I-94 STEELE NORTH 10 MILES																														
THE 1995 AND 1996 SEALS WERE INTERMITTENT. THEY COVERED MP 115-117.5, 107-113 & 103.5-105.																														
1997 DISTRICT CHIP SEAL - WAS ACTUALLY MAINTENANCE SCOTCH SEALING.																														
2000 RIPRAP SITE 1 - RP 115.790 TO RP 115.871																														
2014 DIST 88 RIDE 3.70 PRPI GOOD IRI 74																														
2015 DIST 89 RIDE 3.45 PRPI GOOD IRI 86																														
2016 DIST 83 RIDE 3.52 PRPI GOOD IRI 82																														
2017 DIST 83 RIDE 3.22 PRPI GOOD IRI 96																														
2018 DIST 83 RIDE 3.11 PRPI POOR IRI 102																														
2019 DIST 98 RIDE 4.57 PRPI GOOD IRI 35																														
2020 DIST 93 RIDE 4.63 PRPI EXCL IRI 33																														
2021 DIST 95 RIDE 4.47 PRPI GOOD IRI 40																														
2022 DIST 95 RIDE 4.45 PRPI GOOD IRI 41																														
2023 DIST 95 RIDE 4.36 PRPI GOOD IRI 45																														

REF PT	RIDE	DST	RUT (IN)	IRI IN/MI	PRPI	AVG NUM (2023) FLT	NUM (2023) FLT AC	AVERAGE BLD	RIDE LC	DISTRESS TC	& BC	RUT RW	BP	RT
96	4.41	97	0.12	43.00	GOOD	N/A	N/A	0	0	0	2	0	0	0
97	4.36	96	0.12	45.00	GOOD	N/A	N/A	0	0	0	3	0	0	0
98	4.28	96	0.13	49.00	GOOD	N/A	N/A	0	0	0	3	0	0	0
99	4.37	96	0.12	45.00	GOOD	N/A	N/A	0	0	0	3	0	0	0
100	4.41	92	0.12	43.00	GOOD	N/A	N/A	3	0	1	3	0	0	0
101	4.26	93	0.12	50.00	GOOD	N/A	N/A	3	0	1	2	0	0	0
102	4.33	96	0.12	47.00	GOOD	N/A	N/A	0	0	0	3	0	0	0
103	4.46	96	0.12	41.00	GOOD	N/A	N/A	0	0	0	3	0	0	0
AVG	4.36	95	0.12	45.38	GOOD	N/A	N/A	1	0	0	3	0	0	0

15 OCCURS DPTH (IN)	COMPONENTS	LSHL WPTH (FT)	RDWY WPTH (FT)	RSHL WPTH (FT)	OIL/CON TYPE	CLS AGG	YEAR	COST THOUS	DSN LFE	PCN	SUB	H
7.0	SELECTIVE GRADING		32.0				1958	12				
7.0	EMULSIFIED BASE		28.0		SS-1		1958					
2.0	HOT BIT PAVEMENT		24.0		150-200		1958	165	20			
	CONTRACT CHIP SEAL		24.0		HFMS-2		1989	56				
	DISTRICT CHIP SEAL		24.0		MC-3000		1995	4				
	INT MTCE PATCH-2.0"		24.0		120-150		1996	33				
	DISTRICT CHIP SEAL		24.0		MC-3000		1996	13				
	DISTRICT CHIP SEAL		24.0		MC-3000	43	1997	21				
	RIPRAP						2000	28		13948		1
3.0	HOT BIT PAVEMENT		24.0		PG 58-28	27	2003	814	20		8	1
	SLURRY SEAL		24.0			SS	2006	239		16457		1
	WIDENING	3.5		3.5			2018	2616		18810		1
12.0	AGGREGATE BASE		2.0			05	2018			18810		1
3.0	HBP-SUPERPAVE-FAA 43		2.0	24.0	2.0	PG 58-28	SP	2018	10	18810		1
	CONTRACT CHIP SEAL		28.0		CRS2P	41	2021	211		22851		1

ENGLISH

D	HWY	S	D	FROM REF	FROM PT	TO REF	TO PT	LENGTH (XX)	LEFT SHLDR WIDTH	DRVNG LANE WIDTH	RIGHT SHLDR WIDTH	SURF DPTH	BASE DPTH	GRAD WDTN	FIN WDTN	TAADT	AAADT	ESALS	PAV AGE	EFF PAV AGE	LAST YEAR SEAL	PVMT TYPE	PVMT DESC	HWY PTY	FRT LVL	INTL CONS	PREV CONS	LTST CONS	LTST REHAB
1	3	N		103.000	0.6700	113.000	0.1000	9.4226	2.0	24.0	2.0	8.0	7.0	39.0	28.0	145	613 2022	119	21	16	2021	FLEX	ASPHT	RCR	2	2003	2018	2018	C CHIP SEAL
10 MI N OF STEELE TO JCT 36 TUTTLE																													
THE 1995 AND 1996 SEALS WERE INTERMITTENT. THEY COVERED MP 115-117.5, 107-113 & 103.5-105.																													
1997 DISTRICT CHIP SEAL - WAS ACTUALLY MAINTENANCE SCOTCH SEALING.																													
2000 RIPRAP SITE 1 - RP 115.790 TO RP 115.871																													
2014 DIST 88 RIDE 3.90 PRPI GOOD IRI 65																													
2015 DIST 89 RIDE 3.84 PRPI GOOD IRI 68																													
2016 DIST 87 RIDE 3.78 PRPI GOOD IRI 70																													
2017 DIST 85 RIDE 3.64 PRPI GOOD IRI 77																													
2018 DIST 98 RIDE 4.45 PRPI GOOD IRI 41																													
2019 DIST 97 RIDE 4.64 PRPI EXCL IRI 33																													
2020 DIST 93 RIDE 4.60 PRPI EXCL IRI 34																													
2021 DIST 94 RIDE 4.52 PRPI GOOD IRI 38																													
2022 DIST 94 RIDE 4.40 PRPI GOOD IRI 43																													
2023 DIST 95 RIDE 4.46 PRPI GOOD IRI 40																													

REF PT	RIDE	DST	RUT (IN)	IRI IN/MI	PRPI	AVG NUM (2023) AVERAGE RIDE, DISTRESS & RUT																								
FLT	FLT	AC	BLD	LC	TC	BC	RW	BP	RT																					
104	4.47	97	0.11	40.00	GOOD	N/A	N/A	0	0	0	2	0	0	0	0	0	0	0	0	0	0	0	0	0	0	0	0	0	0	0
105	4.46	97	0.12	40.00	GOOD	N/A	N/A	0	0	0	2	0	0	0	0	0	0	0	0	0	0	0	0	0	0	0	0	0	0	0
106	4.50	97	0.13	39.00	GOOD	N/A	N/A	0	0	0	2	0	0	0	0	0	0	0	0	0	0	0	0	0	0	0	0	0	0	0
107	4.47	93	0.13	40.00	GOOD	N/A	N/A	3	0	1	2	0	0	0	0	0	0	0	0	0	0	0	0	0	0	0	0	0	0	0
108	4.58	93	0.13	35.00	EXCL	N/A	N/A	3	0	0	3	0	0	0	0	0	0	0	0	0	0	0	0	0	0	0	0	0	0	0
109	4.55	92	0.12	37.00	GOOD	N/A	N/A	3	0	1	3	0	0	0	0	0	0	0	0	0	0	0	0	0	0	0	0	0	0	0
110	4.53	93	0.14	37.00	GOOD	N/A	N/A	3	0	0	3	0	0	0	0	0	0	0	0	0	0	0	0	0	0	0	0	0	0	0
111	4.52	97	0.13	38.00	GOOD	N/A	N/A	0	0	0	2	0	0	0	0	0	0	0	0	0	0	0	0	0	0	0	0	0	0	0
112	4.42	96	0.15	42.00	GOOD	N/A	N/A	0	0	0	3	0	0	0	0	0	0	0	0	0	0	0	0	0	0	0	0	0	0	0
113	4.06	96	0.10	58.00	GOOD	N/A	N/A	0	0	0	3	0	0	0	0	0	0	0	0	0	0	0	0	0	0	0	0	0	0	0
AVG	4.46	95	0.13	40.60	GOOD	N/A	N/A	1	0	0	3	0	0	0	0	0	0	0	0	0	0	0	0	0	0	0	0	0	0	0

15 OCCURS	LSHL WDTN	RDWY WDTN	RSHL WDTN	OIL/CON TYPE	CLS AGG	YEAR	COST THOUS	DSN LFE	PCN	SUB	H
DPHTH	(IN)	COMPONENTS	(FT)	(FT)	(FT)						
		SELECTIVE GRADING	32.0			1958	14				
	7.0	EMULSIFIED BASE	28.0		SS-1	1958					
	2.0	HOT BIT PAVEMENT	24.0		150-200	1958	195	20			
		CONTRACT CHIP SEAL	24.0		HFMS-2	1989	66				
		DISTRICT CHIP SEAL	24.0		MC-3000	1995	5				
		INT MTCE PATCH-2.0"	24.0		120-150	1996	39				
		DISTRICT CHIP SEAL	24.0		MC-3000	1996	15				
		DISTRICT CHIP SEAL	24.0		MC-3000	1997	24				
		RIPRAP				2000	34		13948	1	
	3.0	HOT BIT PAVEMENT	24.0		PG 58-28	27	2003	964	20	8	1
		FEDERAL AID CHIP SEAL	24.0		CRS2P	43	2006	179		16631	1
		WIDENING	3.5				2018	3095		18810	1
	12.0	AGGREGATE BASE	2.0				2018			18810	1
	3.0	HBP-SUPERPAVE-FAA 43	2.0	24.0	2.0	PG 58-28	SP	2018	10	18810	1
		CONTRACT CHIP SEAL	28.0			CRS2P	41	2021	250	22851	1

NDDOT RIMS HIGHWAY PROJECTS - HIGHWAY COMPONENTS
HIGHWAY COMPONENTS DISTRICT INFO BOOK
FOR BISMARCK DISTRICT

ENGLISH

D	HWY	S	D	FROM REF	FROM PT	TO REF	TO PT	LENGTH (XX)	LEFT SHLDR WIDTH	DRVNG LANE WIDTH	RIGHT SHLDR WIDTH	SURF DPTH	BASE DPTH	GRAD WDTN	FIN WDTN	TAADT	AADT	ESALS	PAV AGE	EFF PAV AGE	LAST YEAR SEAL	PVMT TYPE	PVMT DESC	HWY PTY	FRT LVL	INTL CONS	PREV CONS	LTST CONS	LTST REHAB																					
1	3	N		113.000	0.1000	117.000	0.1000	4.0002	2.0	24.0	2.0	7.0	7.0	38.4	28.0	119	878 2022	98	20	12		FLEX	ASPHT	RCR	2	2004	2022	2022	RAP-FAA 43																					
JCT HWY 36 AT TUTTLE TO 3 MI N																																																		
THE 1995 AND 1996 SEALS WERE INTERMITTENT. THEY COVERED MP 115-117.5, 107-113 & 103.5-105.																																																		
1997 DISTRICT CHIP SEAL - WAS ACTUALLY MAINTENANCE SCOTCH SEALING.																																																		
2000 RIPRAP SITE 1 - RP 115.790 TO RP 115.871																																																		
																				2014	DIST 88	RIDE 3.47	PRPI	GOOD	IRI 85																									
																				2015	DIST 87	RIDE 3.39	PRPI	GOOD	IRI 89																									
																				2016	DIST 84	RIDE 3.29	PRPI	GOOD	IRI 93																									
																				2017	DIST 83	RIDE 3.10	PRPI	GOOD	IRI 102																									
																				2018	DIST 90	RIDE 3.07	PRPI	GOOD	IRI 104																									
																				2019	DIST 90	RIDE 3.05	PRPI	GOOD	IRI 105																									
																				2020	DIST 89	RIDE 3.02	PRPI	GOOD	IRI 106																									
																				2021	DIST 88	RIDE 2.87	PRPI	POOR	IRI 113																									
																				2022	DIST 88	RIDE 2.74	PRPI	POOR	IRI 120																									
																				2023	DIST 96	RIDE 4.04	PRPI	GOOD	IRI 59																									

REF PT	RIDE	DST	RUT (IN)	IRI IN/MI	PRPI	AVG NUM FLT	(2023) FLT	AVERAGE AC	RIDE, DISTRESS & RUT	BLD	LC	TC	BC	RW	BP	RT
114	4.00	96	0.08	61.00	GOOD	N/A	N/A	0	0	0	3	0	0	0	0	0
115	3.99	96	0.09	62.00	GOOD	N/A	N/A	0	0	0	3	0	0	0	0	0
116	3.98	96	0.08	62.00	GOOD	N/A	N/A	0	0	0	3	0	0	0	0	0
117	4.20	96	0.10	52.00	GOOD	N/A	N/A	0	0	0	3	0	0	0	0	0
AVG	4.04	96	0.09	59.25	GOOD	N/A	N/A	0	0	0	3	0	0	0	0	0

14 OCCURS	DPNTH (IN)	COMPONENTS	LSHL WDTN (FT)	RDWY WDTN (FT)	RSHL WDTN (FT)	OIL/CON TYPE	CLS AGG	YEAR	COST THOUS	DSN LFE	PCN	SUB	H
		SELECTIVE GRADING		32.0				1958	6				
	7.0	EMULSIFIED BASE		28.0		SS-1		1958					
	2.0	HOT BIT PAVEMENT		24.0		150-200		1958	83	20			
		CONTRACT CHIP SEAL		24.0		HFMS-2		1989	28				
		DISTRICT CHIP SEAL		24.0		MC-3000		1995	2				
		INT MTCE PATCH-2.0"		24.0		120-150		1996	16				
		DISTRICT CHIP SEAL		24.0		MC-3000		1996	7				
		DISTRICT CHIP SEAL		24.0		MC-3000	43	1997	10				
		RIPRAP						2000	14		13948		1
	3.0	HOT BIT PAVEMENT	2.0	24.0	2.0	PG 58-28	27	2004	365	20		57	1
		FEDERAL AID CHIP SEAL		24.0		CRS2P	43	2006	76		16631		1
	-1.0	MILLING		24.8				2022			18811		1
	11.0	WIDENING		3.2	3.2		05	2022			18811		1
	3.0	RAP-SUPERPAVE FAA 43	2.0	24.0	2.0	PG 58S28	SP	2022	2495	10	18811		1

ENGLISH

D	HWY	S	D	FROM REF	FROM PT	TO REF	TO PT	LENGTH (XX)	LEFT SHLDR WIDTH	DRVNG LANE WIDTH	RIGHT SHLDR WIDTH	SURF DPTH	BASE DPTH	GRAD WDTN	FIN WDTN	TAADT	AAADT	ESALS	PAV AGE	EFF PAV AGE	LAST YEAR SEAL	PVMT TYPE	PVMT DESC	HWY PTY	FRT LVL	INTL CONS	PREV CONS	LTST CONS	LTST REHAB							
1	3	N		117.000	0.1000	132.000	0.0000	14.8988	2.0	24.0	2.0	7.5	7.0	38.4	28.0	109	562 2022	98	20	12		FLEX	ASPHT	RCR	2	2004	2022	2022	RAP-FAA 43							
3 MI N TUTTLE N TO REALIGNMENT																		2014	DIST	86	RIDE	3.56	PRPI	GOOD	IRI	81										
																		2015	DIST	86	RIDE	3.43	PRPI	GOOD	IRI	87										
																		2016	DIST	85	RIDE	3.40	PRPI	GOOD	IRI	88										
																		2017	DIST	84	RIDE	3.22	PRPI	GOOD	IRI	97										
																		2018	DIST	90	RIDE	3.15	PRPI	GOOD	IRI	100										
																		2019	DIST	90	RIDE	3.19	PRPI	GOOD	IRI	98										
																		2020	DIST	88	RIDE	3.10	PRPI	GOOD	IRI	102										
																		2021	DIST	87	RIDE	2.95	PRPI	GOOD	IRI	110										
																		2022	DIST	89	RIDE	2.83	PRPI	POOR	IRI	115										
																		2023	DIST	94	RIDE	4.04	PRPI	GOOD	IRI	59										

1997 DISTRICT CHIP SEAL - WAS ACTUALLY MAINTENANCE SCOTCH SEALING.
1997 RIPRAP WAS 4 MILES SOUTH JCT 200 0.1 MILES IN LENGTH.

2000 - RIPRAP SITE 2 - RP 119.721 TO RP 120.024,
SITE 3 - RP 123.062 TO RP 123.265, SITE 4 RP 133.259 TO
RP 133.416
1995 - 4" HBP IN SELECT AREAS WAS ACTUALLY FOR GRADE RAISES.

REF PT	RIDE	DST	RUT (IN)	IRI IN/MI	PRPI	AVG NUM (2023) FLT	NUM (2023) FLT AC	AVERAGE BLD	RIDE LC	DISTRESS TC	& RT BC	RUT BP	RUT RT
118	3.89	96	0.09	66.00	GOOD	N/A	N/A	0	0	3	0	0	0
119	4.01	94	0.08	60.00	GOOD	N/A	N/A	3	0	2	0	0	0
120	3.99	96	0.08	61.00	GOOD	N/A	N/A	0	0	3	0	0	0
121	4.15	96	0.08	54.00	GOOD	N/A	N/A	0	0	3	0	0	0
122	4.10	93	0.08	57.00	GOOD	N/A	N/A	3	0	3	0	0	0
123	3.63	88	0.08	78.00	GOOD	N/A	N/A	3	0	4	0	0	0
124	4.13	95	0.08	55.00	GOOD	N/A	N/A	0	0	4	0	0	0
125	4.09	93	0.07	57.00	GOOD	N/A	N/A	3	0	3	0	0	0
126	4.09	92	0.06	57.00	GOOD	N/A	N/A	3	0	4	0	0	0
127	4.08	93	0.08	57.00	GOOD	N/A	N/A	3	0	3	0	0	0
128	4.20	94	0.07	52.00	GOOD	N/A	N/A	3	0	2	0	0	0
129	N/A	NA	N/A	N/A	N/A	N/A	N/A	N/A	N/A	N/A	N/A	N/A	N/A
130	N/A	NA	N/A	N/A	N/A	N/A	N/A	N/A	N/A	N/A	N/A	N/A	N/A
131	4.06	97	0.08	59.00	GOOD	N/A	N/A	0	0	2	0	0	0
AVG	4.04	94	0.08	59.42	GOOD	N/A	N/A	2	0	3	0	0	0

15 OCCURS DPTH (IN)	COMPONENTS	LSHL WDTN (FT)	RDWY WDTN (FT)	RSHL WDTN (FT)	OIL/CON TYPE	CLS AGG	YEAR	COST THOUS	DSN LFE	PCN	SUB	H
	GRADE		32.0				1956	311				
3.5	AGGREGATE BASE		30.0				1958					
3.5	EMULSIFIED BASE		28.0		SS-1		1958					
2.5	HOT BIT PAVEMENT		24.0		150-200		1958	268	20			
	CONTRACT CHIP SEAL		24.0		HFMS-2		1989	104				
	GRADE RAISE						1995					
4.0	HOT BIT PAVEMENT		24.0		120-150		1995	194				
	DISTRICT CHIP SEAL		24.0		MC-3000	43	1997	39				
	RIPRAP						1997	16		11619	1	
	RIPRAP						2000	198		13948	1	
3.0	HOT BIT PAVEMENT	2.0	24.0	2.0	PG 58-28	27	2004	1268	20	57	1	
	FEDERAL AID CHIP SEAL		24.0		CRS2P	43	2006	283		16631	1	
-1.0	MILLING		24.8				2022			18811	1	
11.0	WIDENING		3.2	3.2		05	2022			18811	1	
3.0	RAP-SUPERPAVE FAA 43	2.0	24.0	2.0	PG 58S28	SP	2022	9293	10	18811	1	

NDDOT RIMS HIGHWAY PROJECTS - HIGHWAY COMPONENTS
 HIGHWAY COMPONENTS DISTRICT INFO BOOK
 FOR BISMARCK DISTRICT

ENGLISH

D	HWY	S	D	FROM REF PT	FROM OFFSET (XX)	TO REF PT	TO OFFSET (XX)	LENGTH (XX)	LEFT SHLDR WIDTH	DRVNG LANE WIDTH	RIGHT SHLDR WIDTH	SURF DPTH	BASE DPTH	GRAD WIDTH	FIN WIDTH	TAADT	AAADT	ESALS	PAV AGE	EFF PAV AGE	LAST PAV YEAR	SEAL	PVMT TYPE	PVMT DESC	HWY PTY	FRT LVL	INTL CONS	PREV CONS	LTST CONS	LTST REHAB																																															
1	3	N		132.000	0.0000	133.000	0.9210	1.9842	6.0	24.0	6.0	6.5	12.0	48.0	36.0	105	440 2022	89	12	12			FLEX	ASPHT	RCR	2	2012	2022	2022	RAP-FAA 43																																															
REALIGNMENT SECTION																		2014	DIST 88	RIDE 3.25	PRPI	GOOD	IRI 96	2015	DIST 88	RIDE 3.05	PRPI	FAIR	IRI 105	2016	DIST 90	RIDE 2.91	PRPI	FAIR	IRI 112	2017	DIST 86	RIDE 2.79	PRPI	FAIR	IRI 118	2018	DIST 92	RIDE 2.68	PRPI	FAIR	IRI 124	2019	DIST 85	RIDE 2.65	PRPI	FAIR	IRI 125	2020	DIST 85	RIDE 2.62	PRPI	POOR	IRI 127	2021	DIST 82	RIDE 2.60	PRPI	POOR	IRI 128	2022	DIST 83	RIDE 2.50	PRPI	POOR	IRI 134	2023	DIST 96	RIDE 4.06	PRPI	GOOD	IRI 58

REF PT	RIDE	DST	RUT (IN)	IRI IN/MI	PRPI	AVG NUM (2023)		AVERAGE RIDE, DISTRESS & RUT						
PT	RIDE	DST	(IN)	IN/MI	PRPI	FLT	FLT AC	BLD	LC	TC	BC	RW	BP	RT
132	4.09	93	0.09	57.00	GOOD	N/A	N/A	3	0	1	2	0	0	0
133	4.02	98	0.08	60.00	GOOD	N/A	N/A	0	0	0	1	0	0	0
AVG	4.06	96	0.09	58.50	GOOD	N/A	N/A	2	0	1	2	0	0	0

6 OCCURS	DPATH (IN)	COMPONENTS	LSHL WIDTH (FT)	RDWY WIDTH (FT)	RSHL WIDTH (FT)	OIL/CON TYPE	CLS AGG	YEAR	COST THOUS	DSN LFE	PCN	SUB	H
	12.0	SALVAGED AGGR BASE		48.0				2012			19947	1	
	4.5	HBP-SUPERPAVE-FAA 42	2.0	24.0	2.0	PG 58-28	SP	2012	2555	20	19947	1	
	4.5	SALVAGED AGGR BASE	4.0		4.0			2012			19947	1	
	-1.0	MILLING		24.8				2022			18811	1	
	3.0	RAP-SUPERPAVE FAA 43	2.0	24.0	2.0	PG 58S28	SP	2022	1235	10	18811	1	

ENGLISH

D	HWY	S	D	FROM REF	FROM PT	TO REF	TO PT	LENGTH (XX)	LEFT SHLDR WIDTH	DRVNG LANE WIDTH	RIGHT SHLDR WIDTH	SURF DPTH	BASE DPTH	GRAD WIDTH	FIN WIDTH	TAADT	AAADT	ESALS	PAV AGE	EFF PAV AGE	LAST YEAR	PVMT TYPE	PVMT DESC	HWY PTY	FRT LVL	INTL CONS	PREV CONS	LTST CONS	LTST REHAB				
1	3	N		133.000	0.9210	134.277	0.0000	0.3866		24.0		7.5	7.0	32.0	24.0	105	440 2022	89	20	12		FLEX	ASPHT	RCR	2	2004	2022	2022	RAP-FAA 43				
REALIGNMENT SECTION N TO JCT ND 200																		2014	DIST 85	RIDE 3.16	PRPI	FAIR	IRI 100										
																		2015	DIST 85	RIDE 3.14	PRPI	GOOD	IRI 101										
																		2016	DIST 79	RIDE 3.07	PRPI	GOOD	IRI 104										
																		2017	DIST 85	RIDE 2.90	PRPI	FAIR	IRI 112										
																		2018	DIST 94	RIDE 4.25	PRPI	GOOD	IRI 50										
																		2019	DIST 93	RIDE 4.00	PRPI	GOOD	IRI 61										
																		2020	DIST 97	RIDE 3.87	PRPI	GOOD	IRI 67										
																		2021	DIST 92	RIDE 3.67	PRPI	GOOD	IRI 76										
																		2022	DIST 94	RIDE 3.69	PRPI	GOOD	IRI 75										
																		2023	DIST 95	RIDE 4.15	PRPI	GOOD	IRI 55										

1997 DISTRICT CHIP SEAL - WAS ACTUALLY MAINTENANCE SCOTCH SEALING.
1997 RIPRAP WAS 4 MILES SOUTH JCT 200 0.1 MILES IN LENGTH.

2000 - RIPRAP SITE 2 - RP 119.721 TO RP 120.024,
SITE 3 - RP 123.062 TO RP 123.265, SITE 4 RP 133.259 TO
RP 133.416
1995 - 4" HBP IN SELECT AREAS WAS ACTUALLY FOR GRADE RAISES.

REF PT	RIDE	DST	RUT (IN)	IRI IN/MI	PRPI	AVG NUM FLT	NUM AC	AVERAGE RIDE, DISTRESS & RUT							
						BLD	LC	TC	BC	RW	BP	RT			
134	4.15	95	0.09	55.00	GOOD	N/A	N/A	0	0	1	3	0	0	0	0
AVG	4.15	95	0.09	55.00	GOOD	N/A	N/A	0	0	1	3	0	0	0	0

14 OCCURS DPTH (IN)	COMPONENTS	L SHL WIDTH (FT)	RDWY WIDTH (FT)	RS HL WIDTH (FT)	OIL/CON TYPE	CLS AGG	YEAR	COST THOUS	DSN LFE	PCN	SUB	H
	GRADE		32.0				1956	7				
3.5	AGGREGATE BASE		30.0				1958					
3.5	EMULSIFIED BASE		28.0		SS-1		1958					
2.5	HOT BIT PAVEMENT		24.0		150-200		1958	6	20			
	CONTRACT CHIP SEAL		24.0		HFMS-2		1989	2				
	GRADE RAISE						1995					
4.0	HOT BIT PAVEMENT		24.0		120-150		1995	5				
	DISTRICT CHIP SEAL		24.0		MC-3000	43	1997	1				
	RIPRAP						1997			11619		1
	RIPRAP						2000	5		13948		1
3.0	HOT BIT PAVEMENT	2.0	24.0	2.0	PG 58-28	27	2004	30	20	57		1
	FEDERAL AID CHIP SEAL		24.0		CRS2P	43	2006	7		16631		1
-1.0	MILLING		24.8				2022			18811		1
3.0	RAP-SUPERPAVE FAA 43	2.0	24.0	2.0	PG 58S28	SP	2022	241	10	18811		1

ENGLISH

D	Hwy	S	D	FROM REF	FROM PT	TO REF	TO PT	LENGTH (XX)	LEFT SHLDR WIDTH	DRVNG LANE WIDTH	RIGHT SHLDR WIDTH	SURF DPTH	BASE DPTH	GRAD WIDTH	FIN WIDTH	TAADT	AAADT	ESALS	PAV AGE	EFF PAV AGE	LAST YEAR SEAL	PVMT TYPE	PVMT DESC	HWY PTY	FRT LVL	INTL CONS	PREV CONS	LTST CONS	LTST REHAB																																																																														
1	3	N		134.277	0.0000	136.278	0.0000	2.0000	2.0	24.0	2.0	8.3	7.0	38.7	28.0	160	760 2022	115	34	16		FLEX	ASPHT	RSC	1	1990	2006	2018	HBP-SUPERPAV																																																																														
JCT 200 E TO HURDSFIELD																		2014	DIST	80	RIDE	2.80	PRPI	GOOD	IRI	119	2015	DIST	80	RIDE	2.63	PRPI	POOR	IRI	129	2016	DIST	80	RIDE	2.77	PRPI	POOR	IRI	121	2017	DIST	75	RIDE	2.57	PRPI	POOR	IRI	131	2018	DIST	95	RIDE	3.78	PRPI	GOOD	IRI	71	2019	DIST	94	RIDE	3.86	PRPI	GOOD	IRI	67	2020	DIST	89	RIDE	3.72	PRPI	GOOD	IRI	74	2021	DIST	91	RIDE	3.54	PRPI	GOOD	IRI	82	2022	DIST	90	RIDE	3.48	PRPI	GOOD	IRI	84	2023	DIST	85	RIDE	3.45	PRPI	GOOD	IRI	86

REF PT	RIDE	DST	RUT (IN)	IRI IN/MI	PRPI	AVG NUM (2023) FLT	NUM (2023) FLT AC	AVERAGE BLD	RIDE LC	DISTRESS TC	RUT BC	RUT RW	RUT BP	RUT RT	
135	3.45	85	0.27	86.00	GOOD	N/A	N/A	3	0	1	2	0	0	2	6
AVG	3.45	85	0.27	86.00	GOOD	N/A	N/A	3	0	1	2	0	0	2	6

16 OCCURS DPTH (IN)	COMPONENTS	LSHL WIDTH (FT)	RDWY WIDTH (FT)	RSHL WIDTH (FT)	OIL/CON TYPE	CLS AGG	YEAR	COST THOUS	DSN LFE	PCN	SUB	H
	GRADE		32.0				1949					
5.0	AGGREGATE BASE		29.0				1954					
2.0	STABILIZED BASE		28.0				1954					
2.5	HOT BIT PAVEMENT		24.0		150-200		1954	35	20			
-.8	MILLING		24.0				1990					
2.5	HOT BIT PAVEMENT		24.0		120-150		1990	99	20			
	CONTRACT SAND SEAL		24.0		HFMS-2		1993					
	GRADE RAISE						1995					
4.0	HOT BIT PAVEMENT		27.0		120-150		1995	198				
	INT CONT PATCH-1.25"		24.0		PG 58-28	27	1999	56		12912		1
1.5	HOT BIT PAVEMENT		24.0		PG 58-28	27	2006	137	7	16298		1
	SLURRY SEAL		24.0			SS	2009	67		17414		1
-1.0	MILLING		24.0				2018	485		21509		1
	WIDENING		3.0		3.0		2018			21509		1
11.7	AGGREGATE BASE		2.5		2.5		05	2018		21509		1
3.0	HBP-SUPERPAVE-FAA 43		2.0	24.0	2.0	PG 58-28	SP	2018		10	21509	1

ENGLISH

D	HWY	S	D	FROM REF	FROM OFFSET	TO REF	TO OFFSET	LENGTH	LEFT SHLDR WIDTH	DRVNG LANE WIDTH	RIGHT SHLDR WIDTH	SURF DPTH	BASE DPTH	GRAD WIDTH	FIN WIDTH	TAADT	AADT	ESALS	PAV AGE	EFF PAV AGE	LAST YEAR SEAL	PVMT TYPE	PVMT DESC	HWY PTY	FRT LVL	INTL CONS	PREV CONS	LTST CONS	LTST REHAB						
1	6	N		0.000	0.0000	6.104	0.0000	6.1006	2.0	24.0	2.0	5.0	7.0	38.0	28.0	90	910 2022	57	61	16	2022	FLEX	ASPHT	RSC	2	1963	2003	2021	F CHIP SEAL						
ST LN TO JCT ND 24																		2014 DIST 84		RIDE	3.19	PRPI	FAIR	IRI	98										
																		2015 DIST 82		RIDE	3.13	PRPI	FAIR	IRI	101										
																		2016 DIST NA		RIDE	N/A	PRPI	N/A	IRI	N/A										
																		2017 DIST 80		RIDE	2.92	PRPI	FAIR	IRI	111										
																		2018 DIST 94		RIDE	2.79	PRPI	FAIR	IRI	117										
																		2019 DIST 91		RIDE	2.92	PRPI	FAIR	IRI	111										
																		2020 DIST 88		RIDE	2.70	PRPI	POOR	IRI	122										
																		2021 DIST 99		RIDE	4.19	PRPI	GOOD	IRI	52										
																		2022 DIST 99		RIDE	4.10	PRPI	GOOD	IRI	56										
																		2023 DIST 99		RIDE	4.03	PRPI	GOOD	IRI	59										

SEALED 1964, 1975, 1985 AND 1994. PATCHED PRIOR TO 1985 SEAL. 46 CU YDS PATCHING 1988 & 305 IN

REF PT	RIDE	DST	RUT (IN)	IRI IN/MI	PRPI	AVG NUM (2023) AVERAGE RIDE, DISTRESS & RUT									
PT						FLT	FLT	AC	BLD	LC	TC	BC	RW	BP	RT
0	4.02	99	0.12	60.00	GOOD	N/A	N/A	0	0	0	0	0	0	0	0
1	4.18	99	0.11	53.00	GOOD	N/A	N/A	0	0	0	0	0	0	0	0
2	4.11	99	0.11	56.00	GOOD	N/A	N/A	0	0	0	0	0	0	0	0
3	4.15	99	0.11	54.00	GOOD	N/A	N/A	0	0	0	0	0	0	0	0
4	4.03	99	0.11	59.00	GOOD	N/A	N/A	0	0	0	0	0	0	0	0
5	4.18	99	0.10	53.00	GOOD	N/A	N/A	0	0	0	0	0	0	0	0
6	3.55	99	0.09	81.00	GOOD	N/A	N/A	0	0	0	0	0	0	0	0
AVG			4.03	99	0.11	59.43	GOOD	N/A	N/A	0	0	0	0	0	0

12 OCCURS		LSHL	RDWY	RSHL	OIL/CON	CLS	COST	DSN				
DPTH (IN)	COMPONENTS	WDTH (FT)	WDTH (FT)	WDTH (FT)	TYPE	AGG	YEAR	THOUS	LFE	PCN	SUB	H
	GRADE		38.0				1959	221				
3.5	AGGREGATE BASE		36.0				1959					
3.5	EMULSIFIED BASE		34.0		SS-1		1959	46				
1.0	HOT BIT PAVEMENT		34.0		120-150		1963		20			
1.5	HOT BIT PAVEMENT		24.0		120-150		1963	90	20			
	INT MTCE PATCH-1.25"		24.0		120-150		1993					
	CONTRACT CHIP SEAL		24.0		MC-3000		1994					
1.5	HOT BIT PAVEMENT		30.0		PG 58-28	27	2003	291	10	14848		1
	FEDERAL AID CHIP SEAL		30.0		CRS2P	41	2007	123		16903		1
-1.0	MILLING		30.5				2021			22864		1
2.0	RAP-SUPERPAVE FAA 42		28.0		PG58S-34	SP	2021	1188	7	22864		1
	FEDERAL AID CHIP SEAL		28.0		CRS2P	41	2022	352		23448		1

NDDOT RIMS HIGHWAY PROJECTS - HIGHWAY COMPONENTS
HIGHWAY COMPONENTS DISTRICT INFO BOOK
FOR BISMARCK DISTRICT

ENGLISH

D	HWY	S	D	FROM REF	FROM PT	TO REF	TO PT	LENGTH (XX)	LEFT SHLDR WIDTH	DRVNG LANE WIDTH	RIGHT SHLDR WIDTH	SURF DPTH	BASE DPTH	GRAD WIDTH	FIN WIDTH	TAADT	AAADT	ESALS	PAV AGE	EFF PAV AGE	LAST YEAR SEAL	PVMT TYPE	PVMT DESC	HWY PTY	FRT LVL	INTL CONS	PREV CONS	LTST CONS	LTST REHAB
1	6	N		6.104	0.0000	11.000	0.5000	5.4124	2.0	24.0	2.0	5.0	7.0	38.0	28.0	95	370 2022	47	61	16	2022	FLEX	ASPHT	RCL	3	1963	2003	2021	F CHIP SEAL
JCT ND 24 TO SELFRIDGE																		2014	DIST 82	RIDE 3.00	PRPI	FAIR	IRI 107						
																		2015	DIST 82	RIDE 2.97	PRPI	FAIR	IRI 108						
																		2016	DIST NA	RIDE N/A	PRPI	N/A	IRI N/A						
																		2017	DIST 82	RIDE 2.73	PRPI	FAIR	IRI 121						
																		2018	DIST 94	RIDE 2.65	PRPI	FAIR	IRI 125						
																		2019	DIST 91	RIDE 2.75	PRPI	POOR	IRI 119						
																		2020	DIST 89	RIDE 2.69	PRPI	FAIR	IRI 123						
																		2021	DIST 98	RIDE 3.95	PRPI	GOOD	IRI 63						
																		2022	DIST 97	RIDE 3.85	PRPI	GOOD	IRI 68						
																		2023	DIST 97	RIDE 3.80	PRPI	GOOD	IRI 70						

REF PT	RIDE	DST	RUT (IN)	IRI IN/MI	PRPI	AVG NUM (2023) FLT	NUM (2023) FLT AC	AVERAGE BLD	RIDE LC	DISTRESS TC	RT BC	RW	BP	RT
7	3.81	99	0.09	69.00	GOOD	N/A	N/A	0	0	0	0	0	0	0
8	4.12	99	0.10	56.00	GOOD	N/A	N/A	0	0	0	0	0	0	0
9	4.09	99	0.08	57.00	GOOD	N/A	N/A	0	0	0	0	0	0	0
10	4.12	99	0.09	55.00	GOOD	N/A	N/A	0	0	0	0	0	0	0
11	2.88	89	0.12	113.00	GOOD	N/A	N/A	6	0	2	2	0	0	0
AVG	3.80	97	0.10	70.00	GOOD	N/A	N/A	1	0	0	0	0	0	0

13 DPTH (IN)	OCURS COMPONENTS	LSHL WIDTH (FT)	RDWY WIDTH (FT)	RSHL WIDTH (FT)	OIL/CON TYPE	CLS AGG	YEAR	COST THOUS	DSN LFE	PCN	SUB	H
3.5	AGGREGATE BASE	38.0	36.0				1959	196				
3.5	EMULSIFIED BASE	34.0	34.0		SS-1		1959	40				
1.0	HOT BIT PAVEMENT	34.0	34.0		120-150		1963					
1.5	HOT BIT PAVEMENT	24.0	24.0		120-150		1963	79	20			
	INT MTCE PATCH-1.25"	24.0	24.0		120-150		1993					
	INT MTCE PATCH-1.25"	24.0	24.0		120-150		1994					
	CONTRACT CHIP SEAL	24.0	24.0		MC-3000		1994					
1.5	HOT BIT PAVEMENT	24.0	24.0		PG 58-28	27	2003	262	10	14848		1
	FEDERAL AID CHIP SEAL	24.0	24.0		CRS2P	41	2007	109		16903		1
-1.0	MILLING	30.5	30.5				2021			22864		1
2.0	RAP-SUPERPAVE FAA 42	28.0	28.0		PG58S-34	SP	2021	1054	7	22864		1
	FEDERAL AID CHIP SEAL	27.0	27.0		CRS2P	41	2022	312		23448		1

ENGLISH

D	HWY	S	D	FROM REF	FROM PT	TO REF	TO PT	LENGTH	LEFT SHLDR WIDTH	DRVNG LANE WIDTH	RIGHT SHLDR WIDTH	SURF DPTH	BASE DPTH	GRAD WIDTH	FIN WIDTH	TAADT	AADT	ESALS	PAV AGE	EFF PAV AGE	LAST YEAR SEAL	PVMT TYPE	PVMT DESC	HWY PTY	FRT LVL	INTL CONS	PREV CONS	LTST CONS	LTST REHAB				
1	6	N		11.000	0.5000	22.000	0.0000	10.4809	2.0	24.0	2.0	7.0	5.0	34.7	28.0	90	342 2022	44	65	11		FLEX	ASPHT	RCL	3	1959	2003	2023	RAP-FAA 42				
SELFRIDGE N TO 5 MI S PORCUPINE CR																		2014	DIST 83	RIDE 2.65	PRPI	FAIR	IRI 124										
																		2015	DIST 81	RIDE 2.73	PRPI	FAIR	IRI 120										
																		2016	DIST NA	RIDE N/A	PRPI	N/A	IRI N/A										
																		2017	DIST 81	RIDE 2.50	PRPI	POOR	IRI 132										
																		2018	DIST 92	RIDE 2.05	PRPI	POOR	IRI 157										
																		2019	DIST 90	RIDE 2.36	PRPI	POOR	IRI 140										
																		2020	DIST 86	RIDE 1.97	PRPI	POOR	IRI 162										
																		2021	DIST 85	RIDE 2.16	PRPI	POOR	IRI 151										
																		2022	DIST 81	RIDE 1.70	PRPI	POOR	IRI 179										
																		2023	DIST 83	RIDE 2.20	PRPI	POOR	IRI 149										

2011 PCN 18022 - INTERSECTION IMPROVEMENTS WITH COUNTY ROAD 5 NEAR SELFRIDGE STATION 1232+25.00 AND 1219+40.00

REF PT	RIDE	DST	RUT (IN)	IRI IN/MI	PRPI	AVG NUM FLT	(2023) FLT	AVERAGE AC	RIDE BLD	DISTRESS LC	& TC	RUT BC	RT BP
12	1.80	80	0.13	172.00	POOR	N/A	N/A	9	0	5	3	0	2
13	2.60	86	0.09	127.00	POOR	N/A	N/A	6	0	4	3	0	0
14	N/A	NA	N/A	N/A	N/A	N/A	N/A	N/A	N/A	N/A	N/A	N/A	N/A
15	N/A	NA	N/A	N/A	N/A	N/A	N/A	N/A	N/A	N/A	N/A	N/A	N/A
16	N/A	NA	N/A	N/A	N/A	N/A	N/A	N/A	N/A	N/A	N/A	N/A	N/A
17	N/A	NA	N/A	N/A	N/A	N/A	N/A	N/A	N/A	N/A	N/A	N/A	N/A
18	N/A	NA	N/A	N/A	N/A	N/A	N/A	N/A	N/A	N/A	N/A	N/A	N/A
19	N/A	NA	N/A	N/A	N/A	N/A	N/A	N/A	N/A	N/A	N/A	N/A	N/A
20	N/A	NA	N/A	N/A	N/A	N/A	N/A	N/A	N/A	N/A	N/A	N/A	N/A
21	N/A	NA	N/A	N/A	N/A	N/A	N/A	N/A	N/A	N/A	N/A	N/A	N/A
AVG	2.20	83	0.11	149.50	POOR	N/A	N/A	8	0	5	3	0	1

14 OCCURS	LSHL	RDWY	RSHL	OIL/CON	CLS	COST	DSN	PCN	SUB	H
DPTH (IN)	WDTH (FT)	WDTH (FT)	WDTH (FT)	TYPE	AGG	THOUS	LFE			
SELECTIVE GRADING		28.0				1959	9			
3.0 AGGREGATE BASE		27.0				1959				
2.0 BITUMINOUS BASE		26.0		MC-2		1959				
1.5 HOT BIT PAVEMENT		24.0		150-200		1959	192	20		
INT MTCE PATCH-1.25"		24.0		120-150		1993				
INT CONT PATCH-1.25"		24.0		120-150		1994				
INT MTCE PATCH-1.25"		24.0		120-150		1994				
CONTRACT CHIP SEAL		24.0		MC-3000		1994				
1.5 HOT BIT PAVEMENT		24.0		PG 58-28	27	2003	504	10	14848	1
FEDERAL AID CHIP SEAL		24.0		CRS2P	41	2007	211		16903	1
-1.0 MILLING		24.0				2023			22206	1
WIDENING		34.7				2023			22206	1
7.0 AGGREGATE BASE	2.3		2.3		05	2023			22206	1
3.0 RAP-SUPERPAVE FAA 42	2.0	24.0	2.0	PG58S-34	SP	2023	12722	10	22206	1

NDDOT RIMS HIGHWAY PROJECTS - HIGHWAY COMPONENTS
HIGHWAY COMPONENTS DISTRICT INFO BOOK
FOR BISMARCK DISTRICT

ENGLISH

D	HWY	S	D	FROM REF	FROM PT	TO REF	TO PT	LENGTH (XX)	LEFT SHLDR WIDTH	DRVNG LANE WIDTH	RIGHT SHLDR WIDTH	SURF DPTH	BASE DPTH	GRAD WDTN	FIN WDTN	TAADT	AADT	ESALS	PAV AGE	EFF PAV AGE	LAST YEAR	SEAL	PVMT TYPE	PVMT DESC	HWY PTY	FRT LVL	INTL CONS	PREV CONS	LTST CONS	LTST REHAB																																															
1	6	N		22.000	0.0000	26.000	0.7970	4.7904	2.0	24.0	2.0	5.0	5.0	36.0	28.0	90	345 2022	42	66	12			FLEX	ASPHT	RCL	3	1958	2003	2022	RAP-FAA 42																																															
5 MI S PORCUPINE CREEK N 4.8 MI																		2014	DIST 85	RIDE 2.57	PRPI	POOR	IRI 128	2015	DIST 81	RIDE 2.25	PRPI	POOR	IRI 146	2016	DIST NA	RIDE N/A	PRPI	N/A	IRI N/A	2017	DIST 81	RIDE 1.94	PRPI	POOR	IRI 165	2018	DIST 92	RIDE 1.94	PRPI	POOR	IRI 165	2019	DIST 90	RIDE 1.80	PRPI	POOR	IRI 174	2020	DIST 85	RIDE 1.73	PRPI	POOR	IRI 177	2021	DIST 85	RIDE 1.60	PRPI	POOR	IRI 187	2022	DIST NA	RIDE N/A	PRPI	N/A	IRI N/A	2023	DIST 98	RIDE 4.27	PRPI	GOOD	IRI 49

REF PT	RIDE	DST	RUT (IN)	IRI IN/MI	PRPI	AVG NUM (2023) FLT	AC	BLD	LC	TC	BC	RW	BP	RT
22	N/A	NA	N/A	N/A	N/A	N/A	N/A	N/A	N/A	N/A	N/A	N/A	N/A	N/A
23	4.24	98	0.09	51.00	GOOD	N/A	N/A	0	0	0	1	0	0	0
24	4.34	98	0.08	46.00	GOOD	N/A	N/A	0	0	0	1	0	0	0
25	4.17	98	0.07	54.00	GOOD	N/A	N/A	0	0	0	1	0	0	0
26	4.32	98	0.07	47.00	GOOD	N/A	N/A	0	0	0	1	0	0	0
AVG	4.27	98	0.08	49.50	GOOD	N/A	N/A	0	0	0	1	0	0	0

12 OCCURS	DPTH (IN)	COMPONENTS	LSHL WDTN (FT)	RDWY WDTN (FT)	RSHL WDTN (FT)	OIL/CON TYPE	CLS AGG	YEAR	COST THOUS	DSN LFE	PCN	SUB	H
		SELECTIVE GRADING		30.0				1958	12				
	5.0	STABILIZED BASE		26.0				1958					
	1.5	HOT BIT PAVEMENT		24.0		120-150		1958	74	20			
		INT MTCE PATCH-1.25"		24.0		120-150		1993					
		INT CONT PATCH-1.25"		24.0		120-150		1994					
		INT MTCE PATCH-1.25"		24.0		120-150		1994					
		CONTRACT CHIP SEAL		24.0		MC-3000		1994					
	1.5	HOT BIT PAVEMENT		24.0		PG 58-28	27	2003	228	10	14848		1
		FEDERAL AID CHIP SEAL		24.0		CRS2P	41	2007	96		16903		1
	-1.0	MILLING		24.5				2022			22207		1
	7.0	WIDENING	6.0		6.0			05			22207		1
	3.0	RAP-SUPERPAVE FAA 42	2.0	24.0	2.0	PG58S-34	SP	2022	3817	10	22207		1

NDDOT RIMS HIGHWAY PROJECTS - HIGHWAY COMPONENTS
HIGHWAY COMPONENTS DISTRICT INFO BOOK
FOR BISMARCK DISTRICT

ENGLISH

D	HWY	S	D	FROM REF	FROM PT	TO REF	TO PT	LENGTH (XX)	LEFT SHLDR WIDTH	DRVNG LANE WIDTH	RIGHT SHLDR WIDTH	SURF DPTH	BASE DPTH	GRAD WIDTH	FIN WIDTH	TAADT	AAADT	ESALS	PAV AGE	EFF PAV AGE	LAST YEAR SEAL	PVMT TYPE	PVMT DESC	HWY PTY	FRT LVL	INTL CONS	PREV CONS	LTST CONS	LTST REHAB																																						
1	6	N		26.000	0.7970	28.000	0.0510	1.2708	5.0	24.0	5.0	6.5	6.0	44.0	34.0	87	317 2022	42	37	12		FLEX	ASPHT	RCL	3	1987	2003	2022	RAP-FAA 42																																						
PORCUPINE CREEK N & S																		2014	DIST 82	RIDE 2.86	PRPI FAIR	IRI 114	2015	DIST 82	RIDE 2.96	PRPI FAIR	IRI 109	2016	DIST NA	RIDE N/A	PRPI N/A	IRI N/A	2017	DIST 82	RIDE 2.72	PRPI POOR	IRI 121	2018	DIST 93	RIDE 2.17	PRPI POOR	IRI 150	2019	DIST 89	RIDE 2.55	PRPI POOR	IRI 130	2020	DIST 85	RIDE 1.97	PRPI POOR	IRI 161	2021	DIST 77	RIDE 2.27	PRPI POOR	IRI 145	2022	DIST NA	RIDE N/A	PRPI N/A	IRI N/A	2023	DIST 98	RIDE 4.41	PRPI GOOD	IRI 43

REF PT	RIDE	DST	RUT (IN)	IRI IN/MI	PRPI	AVG NUM (2023) FLT	AC	BLD	LC	TC	BC	RW	BP	RT
27	4.41	98	0.08	43.00	GOOD	N/A	N/A	0	0	0	1	0	0	0
AVG	4.41	98	0.08	43.00	GOOD	N/A	N/A	0	0	0	1	0	0	0

8 OCCURS DPTH (IN)	COMPONENTS	LSHL WIDTH (FT)	RDWY WIDTH (FT)	RSHL WIDTH (FT)	OIL/CON TYPE	CLS AGG	YEAR	COST THOUS	DSN LFE	PCN	SUB	H
6.0	AGGREGATE BASE		44.0				1987					
3.0	HOT BIT PAVEMENT		40.0				1987					
	CONTRACT CHIP SEAL		38.0		120-150		1987		20			
1.5	HOT BIT PAVEMENT		38.0		MC-3000		1994					
	FEDERAL AID CHIP SEAL		30.0		PG 58-28	27	2003	48	10	14848		1
-1.0	MILLING		30.0		CRS2P	41	2007	26		16903		1
3.0	RAP-SUPERPAVE FAA 42	5.0	24.0	5.0	PG58S-34	SP	2022	1013	10	22207		1

NDDOT RIMS HIGHWAY PROJECTS - HIGHWAY COMPONENTS
HIGHWAY COMPONENTS DISTRICT INFO BOOK
FOR BISMARCK DISTRICT

ENGLISH

D	HWY	S	D	FROM REF	FROM PT	TO REF	TO PT	LENGTH (XX)	LEFT SHLDR WIDTH	DRVNG LANE WIDTH	RIGHT SHLDR WIDTH	SURF DPTH	BASE DPTH	GRAD WDTN	FIN WDTN	TAADT	AAADT	ESALS	PAV AGE	EFF PAV AGE	LAST YEAR SEAL	PVMT TYPE	PVMT DESC	HWY PTY	FRT LVL	INTL CONS	PREV CONS	LTST CONS	LTST REHAB
1	6	N		28.000	0.0510	35.000	0.0000	6.9027	2.0	24.0	2.0	6.0	5.0	36.0	28.0	83	292 2022	42	66	12		FLEX	ASPHT	RCL	3	1958	2003	2022	RAP-FAA 42
N OF PORCUPINE CREEK N TO JCT 24																		2014	DIST 84	RIDE 2.50	PRPI	POOR	IRI 133						
																		2015	DIST 82	RIDE 2.44	PRPI	POOR	IRI 136						
																		2016	DIST NA	RIDE N/A	PRPI	N/A	IRI N/A						
																		2017	DIST 81	RIDE 2.09	PRPI	POOR	IRI 155						
																		2018	DIST 91	RIDE 1.76	PRPI	POOR	IRI 176						
																		2019	DIST 87	RIDE 1.95	PRPI	POOR	IRI 164						
																		2020	DIST 87	RIDE 1.62	PRPI	POOR	IRI 185						
																		2021	DIST 84	RIDE 1.76	PRPI	POOR	IRI 176						
																		2022	DIST NA	RIDE N/A	PRPI	N/A	IRI N/A						
																		2023	DIST 98	RIDE 4.25	PRPI	GOOD	IRI 50						

REF PT	RIDE	DST	RUT (IN)	IRI IN/MI	PRPI	AVG NUM (2023) FLT	NUM (2023) FLT AC	AVERAGE BLD	RIDE LC	DISTRESS TC	& RT	RT
28	4.16	98	0.07	54.00	GOOD	N/A	N/A	0	0	1	0	0
29	4.41	98	0.06	43.00	GOOD	N/A	N/A	0	0	1	0	0
30	4.29	98	0.07	48.00	GOOD	N/A	N/A	0	0	1	0	0
31	4.24	98	0.07	50.00	GOOD	N/A	N/A	0	0	1	0	0
32	4.16	98	0.07	54.00	GOOD	N/A	N/A	0	0	1	0	0
33	4.21	98	0.08	51.00	GOOD	N/A	N/A	0	0	1	0	0
34	4.25	98	0.09	50.00	GOOD	N/A	N/A	0	0	1	0	0
AVG	4.25	98	0.07	50.00	GOOD	N/A	N/A	0	0	1	0	0

12 OCCURS DPTH (IN)	COMPONENTS	LSHL WDTN (FT)	RDWY WDTN (FT)	RSHL WDTN (FT)	OIL/CON TYPE	CLS AGG	YEAR	COST THOUS	DSN LFE	PCN	SUB	H
	SELECTIVE GRADING		30.0				1958	18				
5.0	STABILIZED BASE		20.0				1958					
1.5	HOT BIT PAVEMENT		24.0		120-150		1958	107	20			
	INT MTCE PATCH-1.25"		24.0		120-150		1993					
	INT CONT PATCH-1.25"		24.0		120-150		1994					
	INT MTCE PATCH-1.25"		24.0		120-150		1994					
	CONTRACT CHIP SEAL		24.0		MC-3000		1994					
1.5	HOT BIT PAVEMENT		24.0		PG 58-28	27	2003	334	10	14848		1
	FEDERAL AID CHIP SEAL		24.0		CRS2P	41	2007	139		16903		1
-1.0	MILLING		24.5				2022			22207		1
7.0	WIDENING	6.0		6.0		05	2022			22207		1
3.0	RAP-SUPERPAVE FAA 42	2.0	24.0	2.0	PG58S-34	SP	2022	5500	10	22207		1

NDDOT RIMS HIGHWAY PROJECTS - HIGHWAY COMPONENTS
HIGHWAY COMPONENTS DISTRICT INFO BOOK
FOR BISMARCK DISTRICT

ENGLISH

D	HWY	S	D	FROM REF	FROM OFFSET	TO REF	TO OFFSET	LENGTH	LEFT SHLDR WIDTH	DRVNG LANE WIDTH	RIGHT SHLDR WIDTH	SURF DPTH	BASE DPTH	GRAD WDTN	FIN WDTN	TAADT	AADT	ESALS	PAV AGE	EFF PAV AGE	LAST YEAR SEAL	PVMT TYPE	PVMT DESC	HWY PTY	FRT LVL	INTL CONS	PREV CONS	LTST CONS	LTST REHAB
1	6	N		35.000	0.0000	42.149	0.0000	7.1370	2.0	24.0	2.0	6.0	7.0	36.0	28.0	90	465 2022	46	68	12		FLEX	ASPHT	RCL	3	1956	2003	2022	RAP-FAA 42
N JCT 24 N TO JCT ND 21																		2014	DIST 82	RIDE 2.94	PRPI	FAIR	IRI 110						
																		2015	DIST 83	RIDE 2.83	PRPI	FAIR	IRI 115						
																		2016	DIST 84	RIDE 2.81	PRPI	FAIR	IRI 116						
																		2017	DIST 81	RIDE 2.40	PRPI	POOR	IRI 138						
																		2018	DIST 91	RIDE 2.49	PRPI	POOR	IRI 134						
																		2019	DIST 89	RIDE 2.47	PRPI	POOR	IRI 135						
																		2020	DIST 88	RIDE 2.47	PRPI	POOR	IRI 135						
																		2021	DIST 88	RIDE 2.20	PRPI	POOR	IRI 150						
																		2022	DIST 94	RIDE 3.83	PRPI	GOOD	IRI 68						
																		2023	DIST 97	RIDE 4.27	PRPI	GOOD	IRI 49						

REF PT	RIDE	DST	RUT (IN)	IRI IN/MI	PRPI	AVG NUM (2023) AVERAGE RIDE, DISTRESS & RUT																							
FLT	FLT	AC	BLD	LC	TC	BC	RW	BP	RT																				
35	4.29	98	0.09	48.00	GOOD	N/A	N/A	0	0	0	1	0	0	0	0	0	0	0	0	0	0	0	0	0	0	0	0	0	0
36	4.33	98	0.09	47.00	GOOD	N/A	N/A	0	0	0	1	0	0	0	0	0	0	0	0	0	0	0	0	0	0	0	0	0	0
37	4.32	98	0.10	47.00	GOOD	N/A	N/A	0	0	0	1	0	0	0	0	0	0	0	0	0	0	0	0	0	0	0	0	0	0
38	4.44	98	0.11	42.00	GOOD	N/A	N/A	0	0	0	1	0	0	0	0	0	0	0	0	0	0	0	0	0	0	0	0	0	0
39	4.37	98	0.09	45.00	GOOD	N/A	N/A	0	0	0	1	0	0	0	0	0	0	0	0	0	0	0	0	0	0	0	0	0	0
40	4.42	98	0.10	43.00	GOOD	N/A	N/A	0	0	0	1	0	0	0	0	0	0	0	0	0	0	0	0	0	0	0	0	0	0
41	4.21	96	0.11	52.00	GOOD	N/A	N/A	0	0	1	2	0	0	0	0	0	0	0	0	0	0	0	0	0	0	0	0	0	0
42	3.76	88	0.18	72.00	GOOD	N/A	N/A	3	0	1	1	0	0	0	0	0	0	0	0	0	0	0	0	0	0	0	0	0	6
AVG	4.27	97	0.11	49.50	GOOD	N/A	N/A	0	0	0	1	0	0	0	0	0	0	0	0	0	0	0	0	0	0	0	0	0	1

11 OCCURS											LSHL	RDWY	RSHL	OIL/CON		CLS	COST		DSN			
DPTH (IN)	COMPONENTS			WDTH (FT)	WDTH (FT)	WDTH (FT)	TYPE	AGG	YEAR	THOUS	LFE	PCN	SUB	H								
	5.0	AGGREGATE	BASE	28.0	27.0				1956	111												
	2.0	STABILIZED	BASE	27.0	26.0				1956													
	2.5	HOT BIT	PAVEMENT	24.0	24.0		150-200		1956	141	20											
		INT CONT	PATCH-1.5"	24.0	24.0		120-150		1993	56												
		CONTRACT	CHIP SEAL	24.0	24.0		MC-3000		1994													
	1.5	HOT BIT	PAVEMENT	24.0	24.0		PG 58-28	27	2003	344	10	14848	1									
		FEDERAL AID	CHIP SEAL	24.0	24.0		CRS2P	41	2007	143		16903	1									
	-1.0	MILLING		24.4	24.4				2022			22207	1									
	7.0	WIDENING		6.0	6.0			05	2022			22207	1									
	3.0	RAP-SUPERPAVE	FAA 42	2.0	24.0	2.0	PG58S-34	SP	2022	5687	10	22207	1									

ENGLISH

D	HWY	S	D	FROM REF	FROM OFFSET (XX)	TO REF	TO OFFSET (XX)	LENGTH (XX)	LEFT SHLDR WIDTH	DRVNG LANE WIDTH	RIGHT SHLDR WIDTH	SURF DPTH	BASE DPTH	GRAD WIDTH	FIN WIDTH	TAADT	AAADT	ESALS	PAV AGE	EFF PAV AGE	LAST YEAR SEAL	PVMT TYPE	PVMT DESC	HWY PTY	FRT LVL	INTL CONS	PREV CONS	LTST CONS	LTST REHAB																																																																														
1	6	N		42.149	0.0000	52.000	0.6050	10.3982	9.0	24.0	9.0	5.5	12.0	56.0	42.0	253	1480 2022	153	29	19	2021	FLEX	ASPHT	RCR	2	1995	2018	2018	C CHIP SEAL																																																																														
JCT INN N TO ST ANTHONY																		2014	DIST	84	RIDE	3.76	PRPI	GOOD	IRI	72	2015	DIST	74	RIDE	3.71	PRPI	GOOD	IRI	74	2016	DIST	76	RIDE	3.58	PRPI	GOOD	IRI	80	2017	DIST	73	RIDE	3.43	PRPI	GOOD	IRI	87	2018	DIST	99	RIDE	4.46	PRPI	GOOD	IRI	40	2019	DIST	98	RIDE	4.53	PRPI	GOOD	IRI	37	2020	DIST	97	RIDE	4.48	PRPI	GOOD	IRI	40	2021	DIST	96	RIDE	4.26	PRPI	GOOD	IRI	49	2022	DIST	96	RIDE	4.29	PRPI	GOOD	IRI	48	2023	DIST	89	RIDE	4.20	PRPI	GOOD	IRI	52

REF PT	RIDE	DST	RUT (IN)	IRI IN/MI	PRPI	AVG NUM (2023) FLT	NUM (2023) FLT AC	AVERAGE BLD	RIDE LC	DISTRESS TC	RUT BC	RUT RW	RUT BP	RUT RT
43	4.02	92	0.14	60.00	GOOD	N/A	N/A	3	0	1	3	0	0	0
44	4.24	92	0.12	51.00	GOOD	N/A	N/A	3	0	1	3	0	0	0
45	4.21	93	0.11	52.00	GOOD	N/A	N/A	3	0	0	3	0	0	0
46	4.30	91	0.17	47.00	GOOD	N/A	N/A	3	0	2	3	0	0	0
47	4.28	93	0.17	49.00	GOOD	N/A	N/A	3	0	1	2	0	0	0
48	4.28	86	0.20	48.00	GOOD	N/A	N/A	3	0	1	3	0	0	6
49	4.30	86	0.21	48.00	GOOD	N/A	N/A	3	0	2	2	0	0	6
50	3.89	85	0.23	66.00	GOOD	N/A	N/A	3	0	0	3	0	0	6
51	4.24	84	0.22	51.00	GOOD	N/A	N/A	3	0	1	3	0	0	6
52	4.21	87	0.24	51.00	GOOD	N/A	N/A	0	0	1	3	0	0	6
AVG	4.20	89	0.18	52.30	GOOD	N/A	N/A	3	0	1	3	0	0	3

11 OCCURS DPTH (IN)	COMPONENTS	LSHL WIDTH (FT)	RDWY WIDTH (FT)	RSHL WIDTH (FT)	OIL/CON TYPE	CLS AGG	YEAR	COST THOUS	DSN LFE	PCN	SUB	H
12.0	AGGREGATE BASE GRADE		56.0				1994	2914				
4.5	HOT BIT PAVEMENT		44.0				1994	500				
4.0	AGGREGATE BASE	4.5	27.0	4.5	120-150	29	1995	1048	20			
	CONTRACT CHIP SEAL		27.0		MC-3000P	43	1997	129		1362	1	
	INT CONT PATCH-1.25"		27.0		PG 58-28	27	2005			16169	1	
	INT CONT PATCH-1.25"		27.0		PG 58-28	29	2011			19240	1	
-1.0	MILLING		28.0				2018	1211		17415	1	
2.0	HBP-SUPERPAVE-FAA 45		27.0		PG 58-34	SP	2018		7	17415	1	
5.5	AGGREGATE BASE	7.5	27.0	7.5		05	2018			17415	1	
	CONTRACT CHIP SEAL		27.0		CRS2P	41	2021	340		22852	1	

ENGLISH

D	HWY	S	D	FROM REF	FROM OFFSET (XX)	TO REF	TO OFFSET (XX)	LENGTH (XX)	LEFT SHLDR WIDTH	DRVNG LANE WIDTH	RIGHT SHLDR WIDTH	SURF DPTH	BASE DPTH	GRAD WDTN	FIN WDTN	TAADT	AADT	ESALS	PAV AGE	EFF PAV AGE	LAST YEAR SEAL	PVMT TYPE	PVMT DESC	HWY PTY	FRT LVL	INTL CONS	PREV CONS	LTST CONS	LTST REHAB																																																																														
1	6	N		52.000	0.6050	63.000	0.1340	10.5243	6.0	24.0	6.0	5.5	12.0	56.0	36.0	282	2049 2022	171	29	19	2021	FLEX	ASPHT	RCR	2	1995	2018	2018	C	CHIP SEAL																																																																													
NEAR ST ANTHONY N TO S OF HEART RIV																		2014	DIST	86	RIDE	3.75	PRPI	GOOD	IRI	72	2015	DIST	82	RIDE	3.77	PRPI	GOOD	IRI	71	2016	DIST	84	RIDE	3.52	PRPI	GOOD	IRI	82	2017	DIST	80	RIDE	3.54	PRPI	GOOD	IRI	82	2018	DIST	99	RIDE	4.36	PRPI	GOOD	IRI	44	2019	DIST	97	RIDE	4.48	PRPI	GOOD	IRI	40	2020	DIST	95	RIDE	4.36	PRPI	GOOD	IRI	44	2021	DIST	95	RIDE	4.23	PRPI	GOOD	IRI	51	2022	DIST	93	RIDE	4.18	PRPI	GOOD	IRI	53	2023	DIST	91	RIDE	4.17	PRPI	GOOD	IRI	53

REF PT	RIDE	DST	RUT (IN)	IRI IN/MI	PRPI	AVG NUM (2023) AVERAGE RIDE, DISTRESS & RUT									
FLT	FLT	AC	BLD	LC	TC	BC	RW	BP	RT						
53	4.26	86	0.17	49.00	GOOD	N/A	N/A	3	0	1	3	0	0	0	6
54	4.29	84	0.17	48.00	GOOD	N/A	N/A	3	0	3	3	0	0	0	6
55	4.01	93	0.15	61.00	GOOD	N/A	N/A	3	0	0	3	0	0	0	0
56	4.15	92	0.16	55.00	GOOD	N/A	N/A	3	0	1	3	0	0	0	0
57	4.04	92	0.14	59.00	GOOD	N/A	N/A	3	0	1	3	0	0	0	0
58	4.04	92	0.17	59.00	GOOD	N/A	N/A	3	0	1	3	0	0	0	0
59	4.20	93	0.14	52.00	GOOD	N/A	N/A	3	0	0	3	0	0	0	0
60	4.09	92	0.15	57.00	GOOD	N/A	N/A	3	0	1	3	0	0	0	0
61	4.22	91	0.15	51.00	GOOD	N/A	N/A	3	0	1	2	0	0	2	0
62	4.26	92	0.15	50.00	GOOD	N/A	N/A	3	0	1	3	0	0	0	0
63	4.35	91	0.19	46.00	GOOD	N/A	N/A	3	0	2	3	0	0	0	0
AVG	4.17	91	0.16	53.36	GOOD	N/A	N/A	3	0	1	3	0	0	0	1

9 OCCURS		L SHL	RDWY	R SHL	OIL/CON		CLS	COST		DSN			
DPTH (IN)	COMPONENTS	WIDTH (FT)	WIDTH (FT)	WIDTH (FT)	TYPE	AGG	YEAR	THOUS	LFE	PCN	SUB	H	
12.0	AGGREGATE BASE		56.0				1994	2942					
4.5	HOT BIT PAVEMENT		44.0				1994	505					
	CONTRACT CHIP SEAL	8.0	36.0		120-150	29	1995	1058	20				
	INT CONT PATCH-1.25"		24.0	8.0	MC-3000P	43	1997	130		1362	1		
	INT CONT PATCH-1.25"		24.0		PG 58-28	27	2005			16169	1		
	INT CONT PATCH-1.25"		24.0		PG 58-28	29	2011			19240	1		
-1.0	MILLING		32.0				2018	1225		17415	1		
2.0	HBP-SUPERPAVE-FAA 45	6.0	24.0	6.0	PG 58-34	SP	2018		7	17415	1		
	CONTRACT CHIP SEAL		36.0		CRS2P	41	2021	343		22852	1		

ENGLISH

D	HWY	S	D	FROM REF	FROM PT	TO REF	TO PT	TO OFFSET (XX)	LENGTH (XX)	LEFT SHLDR WIDTH	DRVNG LANE WIDTH	RIGHT SHLDR WIDTH	SURF DPTH	BASE DPTH	GRAD WIDTH	FIN WIDTH	TAADT	AAADT	ESALS	PAV AGE	EFF PAV AGE	LAST YEAR SEAL	PVMT TYPE	PVMT DESC	HWY PTY	FRT LVL	INTL CONS	PREV CONS	LTST CONS	LTST REHAB
1	6	N		63.000	0.1340	66.000	0.8840	3.7524		8.0	24.0	8.0	7.5	12.0	60.0	40.0	302	3283 2022	186	29	19	2021	FLEX	ASPHT	RCR	2	1995	2012	2018	C CHIP SEAL
S HEART RIV N TO HEART RIV-MANDAN																														
2005 PCN 15899 - BRIDGE APPROACH SLAB REPAIR NORTH AND SOUTH END OF BRIDGE.																														
2017 PCN 21039 - CONSTRUCT NB RT & SB LT TURN LANES AT RP 66.021																														
2014 DIST 87 RIDE 3.62 PRPI GOOD IRI 78																														
2015 DIST 83 RIDE 3.55 PRPI GOOD IRI 81																														
2016 DIST 88 RIDE 3.49 PRPI GOOD IRI 84																														
2017 DIST 85 RIDE 3.35 PRPI GOOD IRI 91																														
2018 DIST 98 RIDE 3.93 PRPI GOOD IRI 64																														
2019 DIST 96 RIDE 4.00 PRPI GOOD IRI 61																														
2020 DIST 95 RIDE 3.98 PRPI GOOD IRI 62																														
2021 DIST 95 RIDE 3.81 PRPI GOOD IRI 70																														
2022 DIST 95 RIDE 3.86 PRPI GOOD IRI 67																														
2023 DIST 92 RIDE 3.77 PRPI GOOD IRI 72																														

REF PT	RIDE	DST	RUT (IN)	IRI IN/MI	PRPI	AVG NUM FLT	(2023) FLT	AVERAGE BLD	RIDE LC	DISTRESS TC	& BC	RUT RW	BP	RT
64	4.27	93	0.14	49.00	GOOD	N/A	N/A	3	0	1	2	0	0	0
65	4.28	90	0.13	49.00	GOOD	N/A	N/A	3	0	4	2	0	0	0
66	2.75	93	0.14	119.00	POOR	N/A	N/A	3	0	0	3	0	0	0
AVG 3.77 92 0.14 72.33 GOOD N/A N/A 3 0 2 2 0 0 0 0														

10 OCCURS	LSHL DPTH (IN)	RDWY (FT)	RSHL (FT)	OIL/CON TYPE	CLS AGG	YEAR	COST THOUS	DSN LFE	PCN	SUB	H
GRADE	60.0					1994	999				
12.0 AGGREGATE BASE	48.0					1994	170				
4.5 HOT BIT PAVEMENT	40.0			120-150	29	1995	358	20			
CONTRACT CHIP SEAL	8.0	24.0	8.0	MC-3000P	43	1997	44		1362	1	
INT CONT PATCH-1.25"		24.0		PG 58-28	27	2005			16169	1	
INT CONT PATCH-1.25"		24.0		PG 58-28	29	2011			19240	1	
2.0 INT CONT PATCH-2.0"	7.0	24.0	7.0	PG 58-28	SP	2012	394	10	19926	1	
-1.0 MILLING		32.0				2018	415		17415	1	
2.0 HBP-SUPERPAVE-FAA 45	8.0	24.0	8.0	PG 58-34	SP	2018		7	17415	1	
CONTRACT CHIP SEAL		40.0		CRS2P	41	2021	118		22852	1	

ENGLISH

D	HWY	S	D	FROM REF PT	FROM OFFSET (XX)	TO REF PT	TO OFFSET (XX)	LENGTH (XX)	LEFT SHLDR WIDTH	DRVNG LANE WIDTH	RIGHT SHLDR WIDTH	SURF DPTH	BASE DPTH	GRAD WIDTH	FIN WIDTH	TAADT	AADT	ESALS	PAV AGE	EFF PAV AGE	LAST YEAR SEAL	PVMT TYPE	PVMT DESC	HWY PTY	FRT LVL	INTL CONS	PREV CONS	LTST CONS	LTST REHAB				
1	6	N		66.000	0.8840	67.413	0.0000	0.5480	8.5	24.0	8.5	8.0	12.0	47.0	41.0	265	6155 2022	278	33	20		CONCR	JOINT	UCR	2	1991	2017	2017	CPR_ONLY				
MDN-HEART RIVER N TO MAIN																		2014	DIST	84	RIDE	1.51	PRPI	POOR	IRI	191							
																		2015	DIST	78	RIDE	1.38	PRPI	POOR	IRI	201							
																		2016	DIST	94	RIDE	1.23	PRPI	POOR	IRI	212							
																		2017	DIST	85	RIDE	1.16	PRPI	POOR	IRI	219							
																		2018	DIST	83	RIDE	0.98	PRPI	POOR	IRI	237							
																		2019	DIST	89	RIDE	1.37	PRPI	POOR	IRI	201							
																		2020	DIST	89	RIDE	1.32	PRPI	POOR	IRI	206							
																		2021	DIST	90	RIDE	1.35	PRPI	POOR	IRI	203							
																		2022	DIST	90	RIDE	1.10	PRPI	POOR	IRI	224							
																		2023	DIST	93	RIDE	1.58	PRPI	POOR	IRI	187							

2005 PCN 15899 - BRIDGE APPROACH SLAB REPAIR NORTH AND SOUTH END OF BRIDGE.

REF PT	RIDE	DST	RUT (IN)	IRI IN/MI	PRPI	AVG NUM (2023) FLT	DC	CB	LJS	LC	TC	TJS	FLT	BS	BP	CP
67	1.58	93	N/A	187.00	POOR	0.10	31	0	0	0	2	0	3	0	0	1
AVG	1.58	93	N/A	187.00	POOR	0.10	31	0	0	0	2	0	3	0	0	1

4 OCCURS	DPATH (IN)	COMPONENTS	LSHL WIDTH (FT)	RDWY WIDTH (FT)	RSHL WIDTH (FT)	OIL/CON TYPE	CLS AGG	YEAR	COST THOUS	DSN LFE	PCN	SUB	H
12.0		AGGREGATE BASE		47.0				1991					
		HOT BIT PAVEMENT		44.0				1991					
8.0		NON-REINF PCC		41.0				1991		30			
		CONCRETE PAVEMENT REPAIR		41.0				2017	312	7	17917	1	

NDDOT RIMS HIGHWAY PROJECTS - HIGHWAY COMPONENTS
 HIGHWAY COMPONENTS DISTRICT INFO BOOK
 FOR BISMARCK DISTRICT

ENGLISH

D	HWY	S	D	FROM REF	FROM PT	TO REF	TO PT	LENGTH (XX)	LEFT SHLDR WIDTH	DRVNG LANE WIDTH	RIGHT SHLDR WIDTH	SURF DPTH	BASE DPTH	GRAD WIDTH	FIN WIDTH	TAADT	AA DT	ESALS	PAV AGE	EFF PAV AGE	LAST YEAR SEAL	PVMT TYPE	PVMT DESC	HWY PTY	FRT LVL	INTL CONS	PREV CONS	LTST CONS	LTST REHAB																								
1	11	E		0.000	0.0000	3.000	0.0000	3.0028	1.0	24.0	1.0	3.7	5.0	32.0	26.0	80	350 2022	59	66	29	2020	FLEX	ASPHT	RCL	3	1958	1988	2008	F CHIP SEAL																								
JCT US 83 E TO HAGUE																		2014	DIST 88	RIDE 3.93	PRPI	GOOD	IRI 64																														
2020-PCN 22868 RP 0.019 TO 0.085 GRADE RAISE INTERSECTION OF US 83																		2015	DIST 91	RIDE 3.93	PRPI	GOOD	IRI 64																														
																		2016	DIST 98	RIDE 3.86	PRPI	GOOD	IRI 67																														
																		2017	DIST 86	RIDE 3.65	PRPI	GOOD	IRI 77																														
																		2018	DIST 94	RIDE 3.67	PRPI	GOOD	IRI 76																														
																		2019	DIST 92	RIDE 3.60	PRPI	GOOD	IRI 79																														
																		2020	DIST 94	RIDE 3.66	PRPI	GOOD	IRI 76																														
																		2021	DIST 94	RIDE 3.04	PRPI	FAIR	IRI 106																														
																		2022	DIST 92	RIDE 3.26	PRPI	FAIR	IRI 95																														
																		2023	DIST 89	RIDE 2.69	PRPI	POOR	IRI 123																														

REF PT	RIDE	DST	RUT (IN)	IRI IN/MI	PRPI	AVG NUM FLT	(2023) FLT	AVERAGE AC	RIDE BLD	DISTRESS LC	& RT	RUT BP	RT
0	2.39	92	0.14	138.00	POOR	N/A	N/A	3	0	1	3	0	0
1	2.42	83	0.12	136.00	POOR	N/A	N/A	10	0	1	3	0	2
2	3.27	91	0.11	95.00	GOOD	N/A	N/A	3	0	1	4	0	0
AVG	2.69	89	0.12	123.00	POOR	N/A	N/A	5	0	1	3	0	1

10 OCCURS	COMPONENTS	LSHL WIDTH (FT)	RDWY WIDTH (FT)	RSHL WIDTH (FT)	OIL/CON TYPE	CLS AGG	YEAR	COST THOUS	DSN LFE	PCN	SUB	H
	MAINTENANCE RESHAPING		32.0				1957	11				
5.0	EMULSIFIED BASE		28.0		SS-1		1958					
	ARMOR COAT TREATMENT		26.0		SS-1		1958		20			
2.5	HOT BIT PAVEMENT		24.0		120-150		1988	179	10			
	DISTRICT CHIP SEAL		24.0		MC-3000		1994	27				
	DISTRICT CHIP SEAL		24.0		MC-3000	43	2004	32				
2.0	HOT BIT PAVEMENT	2.0	24.0	2.0	PG 58-28	27	2008	351	7	16341		1
	FEDERAL AID CHIP SEAL		26.0		CRS2P	41	2013	99		18047		1
-.7	MICROMILL		25.5				2020			22711		1
	FEDERAL AID CHIP SEAL		25.5		CRS2P	41	2020	135		22711		1

ENGLISH

D	HWY	S	D	FROM REF	FROM PT	TO REF	TO PT	LENGTH (XX)	LEFT SHLDR WIDTH	DRVNG LANE WIDTH	RIGHT SHLDR WIDTH	SURF DPTH	BASE DPTH	GRAD WIDTH	FIN WIDTH	TAADT	AAADT	ESALS	PAV AGE	EFF PAV AGE	LAST YEAR SEAL	PVMT TYPE	PVMT DESC	HWY PTY	FRT LVL	INTL CONS	PREV CONS	LTST CONS	LTST REHAB																																																																														
1	11	E		3.000	0.0000	3.000	0.3000	0.3000	29.0	24.0	29.0	3.7	9.0	82.0	82.0	80	372 2022	59	66	29	2020	FLEX	ASPHT	RCL	3	1958	1988	2008	F CHIP SEAL																																																																														
URBAN SECTION HAGUE																		2014	DIST	91	RIDE	3.88	PRPI	GOOD	IRI	67	2015	DIST	88	RIDE	3.92	PRPI	GOOD	IRI	65	2016	DIST	91	RIDE	3.79	PRPI	GOOD	IRI	71	2017	DIST	88	RIDE	3.83	PRPI	GOOD	IRI	69	2018	DIST	94	RIDE	3.53	PRPI	GOOD	IRI	82	2019	DIST	93	RIDE	3.71	PRPI	GOOD	IRI	74	2020	DIST	93	RIDE	3.55	PRPI	GOOD	IRI	82	2021	DIST	93	RIDE	3.54	PRPI	GOOD	IRI	82	2022	DIST	92	RIDE	3.34	PRPI	GOOD	IRI	91	2023	DIST	93	RIDE	3.21	PRPI	GOOD	IRI	97

REF PT	RIDE	DST	RUT (IN)	IRI IN/MI	PRPI	AVG NUM (2023) FLT	AVG NUM (2023) FLT AC	AVERAGE RIDE, DISTRESS & RUT							
						BLD	LC	TC	BC	RW	BP	RT			
3	3.21	93	0.11	97.00	GOOD	N/A	N/A	3	0	1	2	0	0	0	0
AVG	3.21	93	0.11	97.00	GOOD	N/A	N/A	3	0	1	2	0	0	0	0

10 OCCURS DPTH (IN)	COMPONENTS	LSHL WIDTH (FT)	RDWY WIDTH (FT)	RSHL WIDTH (FT)	OIL/CON TYPE	CLS AGG	YEAR	COST THOUS	DSN LFE	PCN	SUB	H
	CURB & GUTTER FACE-FACE	80.0					1948	9				
9.0	EMULSIFIED BASE	80.0			SS-1		1958					
	ARMOR COAT TREATMENT	26.0			SS-1		1958	21	20			
2.5	HOT BIT PAVEMENT	24.0			120-150		1988	18	10			
	DISTRICT CHIP SEAL	24.0			MC-3000		1994	3				
	DISTRICT CHIP SEAL	24.0			MC-3000	43	2004	1				
2.0	HOT BIT PAVEMENT	82.0			PG 58-28	27	2008	35	7	16341	1	
	FEDERAL AID CHIP SEAL	82.0			CRS2P	41	2013	9		18047	1	
-.7	MICROMILL	31.0					2020			22711	1	
	FEDERAL AID CHIP SEAL	84.0			CRS2P	41	2020	14		22711	1	

NDDOT RIMS HIGHWAY PROJECTS - HIGHWAY COMPONENTS
HIGHWAY COMPONENTS DISTRICT INFO BOOK
FOR BISMARCK DISTRICT

ENGLISH

D	HWY	S	D	FROM REF PT	FROM OFFSET (XX)	TO REF PT	TO OFFSET (XX)	LENGTH (XX)	LEFT SHLDR WIDTH	DRVNG LANE WIDTH	RIGHT SHLDR WIDTH	SURF DPTH	BASE DPTH	GRAD WIDTH	FIN WIDTH	TAADT	AAADT	ESALS	PAV AGE	EFF PAV AGE	LAST YEAR SEAL	PVMT TYPE	PVMT DESC	HWY PTY	FRT LVL	INTL CONS	PREV CONS	LTST CONS	LTST REHAB
1	11	E		3.000	0.3000	9.000	0.0500	5.7230	1.0	24.0	1.0	3.7	5.0	32.0	26.0	80	342 2022	59	66	29	2020	FLEX	ASPHT	RCL	3	1958	1988	2008	F CHIP SEAL
HAGUE E TO CO LN																		2014	DIST	93	RIDE	3.94	PRPI	GOOD	IRI	63			
																		2015	DIST	93	RIDE	3.82	PRPI	GOOD	IRI	68			
																		2016	DIST	95	RIDE	3.85	PRPI	GOOD	IRI	67			
																		2017	DIST	86	RIDE	3.62	PRPI	GOOD	IRI	78			
																		2018	DIST	92	RIDE	3.70	PRPI	GOOD	IRI	74			
																		2019	DIST	92	RIDE	3.58	PRPI	GOOD	IRI	79			
																		2020	DIST	93	RIDE	3.40	PRPI	GOOD	IRI	88			
																		2021	DIST	93	RIDE	3.52	PRPI	GOOD	IRI	83			
																		2022	DIST	91	RIDE	3.45	PRPI	GOOD	IRI	86			
																		2023	DIST	94	RIDE	3.13	PRPI	GOOD	IRI	101			

REF PT	RIDE	DST	RUT (IN)	IRI IN/MI	PRPI	AVG NUM (2023)		AVERAGE RIDE, DISTRESS & RUT									
PT						FLT	FLT AC	BLD	LC	TC	BC	RW	BP	RT			
4	3.49	93	0.10	84.00	GOOD	N/A	N/A	3	0	0	3	0	0	0			
5	3.18	95	0.08	98.00	GOOD	N/A	N/A	0	0	1	3	0	0	0			
6	2.57	94	0.10	128.00	POOR	N/A	N/A	3	0	0	2	0	0	0			
7	2.98	92	0.10	108.00	POOR	N/A	N/A	3	0	1	3	0	0	0			
8	3.43	94	0.10	87.00	GOOD	N/A	N/A	3	0	0	2	0	0	0			
AVG	3.13	94	0.10	101.00	GOOD	N/A	N/A	2	0	0	3	0	0	0			

10 OCCURS	LSHL WIDTH (FT)	RDWY WIDTH (FT)	RSHL WIDTH (FT)	OIL/CON TYPE	CLS AGG	YEAR	COST THOUS	DSN LFE	PCN	SUB	H
MAINTENANCE RESHAPING	32.0					1957	11				
5.0 EMULSIFIED BASE	28.0			SS-1		1958					
ARMOR COAT TREATMENT	26.0			SS-1		1958	56	20			
2.5 HOT BIT PAVEMENT	24.0			120-150		1988	345	10			
DISTRICT CHIP SEAL	24.0			MC-3000		1994	52				
DISTRICT CHIP SEAL	24.0			MC-3000	43	2004	61				
2.0 HOT BIT PAVEMENT	1.0	24.0	1.0	PG 58-28	27	2008	668	7	16341	1	
FEDERAL AID CHIP SEAL		26.0		CRS2P	41	2013	189		18047	1	
-.7 MICROMILL		25.5				2020			22711	1	
FEDERAL AID CHIP SEAL		25.5		CRS2P	41	2020	257		22711	1	

ENGLISH

D	HWY	S	D	FROM REF	FROM PT	TO REF	TO PT	LENGTH (XX)	LEFT SHLDR WIDTH	DRVNG LANE WIDTH	RIGHT SHLDR WIDTH	SURF DPTH	BASE DPTH	GRAD WDTN	FIN WDTN	TAADT	AADT	ESALS	PAV AGE	EFF PAV AGE	LAST YEAR SEAL	PVMT TYPE	PVMT DESC	HWY PTY	FRT LVL	INTL CONS	PREV CONS	LTST CONS	LTST REHAB					
1	13	E		186.082	0.0000	198.984	0.0000	12.7861	7.0	24.0	7.0	4.0	6.0	44.0	38.0	38	320 2022	27	44	21	2018	FLEX	ASPHT	RCL	3	1980	2016	2016	F CHIP SEAL					
JCT 1804 E TO LINTON																																		
TRANSVERSE CRACKS BULGING UPWARD IN SOME AREAS. STARTING TO REQUIRE PATCHING-140 CU YDS IN 1987, 408 IN 1988 AND 1,300 CU YDS HOT MIX IN 1990.																																		
																				2014	DIST	84	RIDE	3.06	PRPI	FAIR	IRI	104						
																				2015	DIST	84	RIDE	2.93	PRPI	FAIR	IRI	110						
																				2016	DIST	93	RIDE	4.16	PRPI	GOOD	IRI	53						
																				2017	DIST	86	RIDE	4.06	PRPI	GOOD	IRI	58						
																				2018	DIST	94	RIDE	3.96	PRPI	GOOD	IRI	62						
																				2019	DIST	94	RIDE	3.97	PRPI	GOOD	IRI	62						
																				2020	DIST	96	RIDE	4.08	PRPI	GOOD	IRI	57						
																				2021	DIST	93	RIDE	3.95	PRPI	GOOD	IRI	63						
																				2022	DIST	95	RIDE	4.05	PRPI	GOOD	IRI	58						
																				2023	DIST	88	RIDE	3.88	PRPI	GOOD	IRI	66						

REF PT	RIDE	DST	RUT (IN)	IRI IN/MI	PRPI	AVG NUM (2023)		AVERAGE RIDE, DISTRESS & RUT													
PT						FLT	AC	BLD	LC	TC	BC	RW	BP	RT							
186	3.70	94	0.14	74.00	GOOD	N/A	N/A	0	0	0	5	0	0	0	0						
187	3.71	92	0.14	74.00	GOOD	N/A	N/A	3	0	1	3	0	0	0	0						
188	3.90	85	0.16	65.00	GOOD	N/A	N/A	3	0	1	6	0	0	0	6						
189	3.92	90	0.16	64.00	GOOD	N/A	N/A	3	0	1	5	0	0	0	0						
190	4.03	90	0.17	59.00	GOOD	N/A	N/A	3	0	1	5	0	0	0	0						
191	4.26	84	0.16	49.00	GOOD	N/A	N/A	3	0	1	5	0	0	0	6						
192	4.02	84	0.18	60.00	GOOD	N/A	N/A	3	0	1	5	0	0	0	6						
193	3.96	90	0.16	63.00	GOOD	N/A	N/A	0	0	3	6	0	0	0	0						
194	3.99	89	0.17	61.00	GOOD	N/A	N/A	3	0	2	5	0	0	0	0						
195	3.93	86	0.18	64.00	GOOD	N/A	N/A	0	0	1	6	0	0	0	6						
196	3.87	85	0.18	67.00	GOOD	N/A	N/A	3	0	0	5	0	0	0	6						
197	3.74	84	0.20	73.00	GOOD	N/A	N/A	3	0	1	5	0	0	0	6						
198	3.46	88	0.16	85.00	GOOD	N/A	N/A	3	0	4	4	0	0	0	0						
AVG	3.88	88	0.17	66.00	GOOD	N/A	N/A	2	0	1	5	0	0	0	3						

10 OCCURS		LSHL WDTN	RDWY WDTN	RSHL WDTN	OIL/CON TYPE	CLS AGG	COST THOUS	DSN LFE	PCN	SUB	H
DPTH (IN)	COMPONENTS	(FT)	(FT)	(FT)			1978				
	GRADE		44.0				1560				
6.0	AGGREGATE BASE		38.0				1980				
2.0	AGGREGATE BASE	5.5		5.5			1980				
2.0	HOT BIT PAVEMENT		27.0		150-200		1980	1072	20		
	DISTRICT CHIP SEAL		24.0		MC-3000		1994	184			
	INT CONT PATCH-1.25"		24.0		PG 58-28	27	1999	108		13017	1
	DISTRICT CHIP SEAL		24.0		MC-3000	43	2001	95			
2.0	AGGREGATE BASE	1.5		1.5		04	2016			17603	1
2.0	HBP-SUPERPAVE-FAA 43		27.0		PG 58-28	SP	2016	1812	7	17603	1
	FEDERAL AID CHIP SEAL		27.0		CRS2P	41	2018	360		21800	1

ENGLISH

D	HWY	S	D	FROM REF	FROM PT	TO REF	TO PT	LENGTH (XX)	LEFT SHLDR WIDTH	DRVNG LANE WIDTH	RIGHT SHLDR WIDTH	SURF DPTH	BASE DPTH	GRAD WDTN	FIN WDTN	TAADT	AADT	ESALS	PAV AGE	EFF PAV AGE	LAST YEAR SEAL	PVMT TYPE	PVMT DESC	HWY PTY	FRT LVL	INTL CONS	PREV CONS	LTST CONS	LTST REHAB																																																																														
1	13	E		200.000	0.0000	222.622	0.0000	22.6131	3.0	24.0	3.0	5.0	7.0	38.0	30.0	87	468 2022	63	23	18	2019	FLEX	ASPHT	RSC	2	2001	2019	2019	MICROSURFACI																																																																														
LINTON E TO N JCT 3																		2014	DIST	92	RIDE	3.70	PRPI	GOOD	IRI	74	2015	DIST	89	RIDE	3.67	PRPI	GOOD	IRI	75	2016	DIST	90	RIDE	3.59	PRPI	GOOD	IRI	79	2017	DIST	86	RIDE	3.55	PRPI	GOOD	IRI	81	2018	DIST	93	RIDE	3.44	PRPI	GOOD	IRI	86	2019	DIST	99	RIDE	3.66	PRPI	GOOD	IRI	76	2020	DIST	93	RIDE	3.57	PRPI	GOOD	IRI	80	2021	DIST	92	RIDE	3.59	PRPI	GOOD	IRI	79	2022	DIST	91	RIDE	3.41	PRPI	GOOD	IRI	87	2023	DIST	89	RIDE	3.39	PRPI	GOOD	IRI	88

REF PT	RIDE	DST	RUT (IN)	IRI IN/MI	PRPI	AVG NUM (2023) FLT	AC	AVERAGE BLD	RIDE LC	DISTRESS TC	RT	RUT RT		
200	3.16	87	0.17	99.00	FAIR	N/A	N/A	6	0	3	3	0	0	
201	2.92	83	0.19	111.00	GOOD	N/A	N/A	6	0	1	3	0	0	6
202	3.18	90	0.15	99.00	GOOD	N/A	N/A	3	0	3	3	0	0	0
203	3.24	91	0.15	96.00	GOOD	N/A	N/A	3	0	2	3	0	0	0
204	3.41	90	0.13	88.00	GOOD	N/A	N/A	3	0	2	4	0	0	0
205	3.25	91	0.12	95.00	GOOD	N/A	N/A	3	0	2	3	0	0	0
206	3.12	90	0.14	101.00	GOOD	N/A	N/A	3	0	3	3	0	0	0
207	3.60	88	0.12	79.00	GOOD	N/A	N/A	6	0	2	3	0	0	0
208	3.47	87	0.13	85.00	GOOD	N/A	N/A	6	0	2	4	0	0	0
209	3.61	84	0.18	79.00	GOOD	N/A	N/A	3	0	3	3	0	0	6
210	3.54	89	0.16	82.00	GOOD	N/A	N/A	3	0	4	3	0	0	0
211	3.73	90	0.13	73.00	GOOD	N/A	N/A	3	0	3	3	0	0	0
212	3.60	91	0.14	79.00	GOOD	N/A	N/A	3	0	2	3	0	0	0
213	3.38	88	0.12	89.00	GOOD	N/A	N/A	3	0	5	3	0	0	0
214	3.57	86	0.14	81.00	GOOD	N/A	N/A	6	0	4	3	0	0	0
215	3.53	87	0.14	82.00	GOOD	N/A	N/A	6	0	3	3	0	0	0
216	3.18	91	0.13	98.00	GOOD	N/A	N/A	3	0	2	3	0	0	0
217	3.31	91	0.13	92.00	GOOD	N/A	N/A	3	0	2	3	0	0	0
218	3.51	90	0.10	83.00	GOOD	N/A	N/A	3	0	3	3	0	0	0
219	3.21	88	0.16	97.00	GOOD	N/A	N/A	6	0	2	3	0	0	0
220	3.40	87	0.16	88.00	GOOD	N/A	N/A	9	0	1	2	0	0	0
221	3.61	91	0.12	78.00	GOOD	N/A	N/A	3	0	2	3	0	0	0
222	3.35	90	0.11	90.00	GOOD	N/A	N/A	3	0	3	3	0	0	0
AVG	3.39	89	0.14	88.87	GOOD	N/A	N/A	4	0	3	3	0	0	1

13 OCCURS	LSHL WDTN (IN)	RDWY WDTN (FT)	RSHL WDTN (FT)	OIL/CON TYPE	CLS AGG	YEAR	COST THOUS	DSN LFE	PCN	SUB	H
GRADE		38.0				1960	801				
3.5 AGGREGATE BASE		36.0				1961					
3.5 EMULSIFIED BASE		34.0		SS-1		1961	434	20			
2.0 HOT BIT PAVEMENT		24.0		200-300		1975	530	20			
RECLAMITE				RCLMITE		1978	11				
CONTRACT CHIP SEAL		24.0		HFMS-2		1990	166				
INT CONT PATCH-1.0"		24.0		120-150		1995	232				
DISTRICT CHIP SEAL		24.0		MC-3000		1995	3				
3.5 HOT BIT PAVEMENT	4.0		4.0	PG 58-28	27	2001	2438	20	13242		1
3.0 HOT BIT PAVEMENT		30.0		PG 58-28	27	2001		20	13242		1
FEDERAL AID CHIP SEAL		30.0		MC-3000P	43	2004	335		15674		1
-.7 MICROMILL		30.0				2019			22390		1
MICROSURFACING		30.0			MC	2019	1268	7	22390		1

ENGLISH

D	HWY	S	D	FROM REF	FROM PT OFFSET (XX)	TO REF	TO PT OFFSET (XX)	LENGTH (XX)	LEFT SHLDR WIDTH	DRVNG LANE WIDTH	RIGHT SHLDR WIDTH	SURF DPTH	BASE DPTH	GRAD WIDTH	FIN WIDTH	TAADT	AAADT	ESALS	PAV AGE	EFF PAV AGE	LAST YEAR SEAL	PVMT TYPE	PVMT DESC	HWY PTY	FRT LVL	INTL CONS	PREV CONS	LTST CONS	LTST REHAB					
1	14	N		0.000	0.0000	13.000	0.0000	13.0022	1.5	24.0	1.5	4.0	5.0	38.0	27.0	133	621 2022	85	61	25	2013	FLEX	ASPHT	RCR	2	1963	2009	2009	F CHIP SEAL					
STERLING TO 13 MILES FROM WING																		2014	DIST 89	RIDE 4.11	PRPI	GOOD	IRI	56										
																		2015	DIST 92	RIDE 4.11	PRPI	GOOD	IRI	56										
																		2016	DIST 93	RIDE 3.93	PRPI	GOOD	IRI	64										
																		2017	DIST 88	RIDE 3.94	PRPI	GOOD	IRI	63										
																		2018	DIST 93	RIDE 3.65	PRPI	GOOD	IRI	76										
																		2019	DIST 92	RIDE 3.90	PRPI	GOOD	IRI	65										
																		2020	DIST 91	RIDE 3.57	PRPI	GOOD	IRI	80										
																		2021	DIST 91	RIDE 3.66	PRPI	GOOD	IRI	76										
																		2022	DIST 89	RIDE 3.35	PRPI	GOOD	IRI	90										
																		2023	DIST 89	RIDE 3.48	PRPI	GOOD	IRI	84										

REF PT	RIDE	DST	RUT (IN)	IRI IN/MI	PRPI	AVG NUM (2023) AVERAGE RIDE, DISTRESS & RUT									
PT						FLT	FLT	AC	BLD	LC	TC	BC	RW	BP	RT
0	3.24	85	0.10	96.00	GOOD	N/A	N/A	6	0	3	3	0	0	2	0
1	3.14	82	0.12	100.00	FAIR	N/A	N/A	9	0	4	2	0	0	2	0
2	3.33	87	0.10	91.00	GOOD	N/A	N/A	3	0	4	3	0	0	2	0
3	3.84	91	0.06	68.00	GOOD	N/A	N/A	3	0	0	3	0	0	2	0
4	3.81	89	0.08	69.00	GOOD	N/A	N/A	3	0	3	2	0	0	2	0
5	3.40	85	0.10	88.00	GOOD	N/A	N/A	6	0	3	3	0	0	2	0
6	3.78	92	0.09	71.00	GOOD	N/A	N/A	3	0	1	3	0	0	0	0
7	3.67	91	0.09	76.00	GOOD	N/A	N/A	3	0	3	2	0	0	0	0
8	3.50	88	0.10	84.00	GOOD	N/A	N/A	3	0	4	2	0	0	2	0
9	3.55	91	0.12	81.00	GOOD	N/A	N/A	0	0	3	3	0	0	2	0
10	3.33	89	0.14	91.00	GOOD	N/A	N/A	3	0	4	3	0	0	0	0
11	3.37	87	0.13	89.00	GOOD	N/A	N/A	3	0	3	4	0	0	2	0
12	3.24	94	0.11	96.00	POOR	N/A	N/A	3	0	0	2	0	0	0	0
AVG	3.48	89	0.10	84.62	GOOD	N/A	N/A	4	0	3	3	0	0	1	0

10 OCCURS	LSHL WIDTH (FT)	RDWY WIDTH (FT)	RSHL WIDTH (FT)	OIL/CON TYPE	CLS AGG	COST THOUS	DSN LFE	PCN	SUB	H
DPTH (IN) COMPONENTS	38.0					1961				
GRADE	38.0					1963				
5.0 AGGREGATE BASE	34.0					1963				
2.0 HOT BIT PAVEMENT	24.0			120-150		1963	184	20		
CONTRACT CHIP SEAL	24.0			HFMS-2		1990	86			
INT CONT PATCH-1.0"	24.0			120-150		1995	92			
MAINTENANCE GRAVEL SEAL	5.0	24.0	5.0	MC-3000	43	1998	68			
INT CONT PATCH-1.25"	24.0			PG 58-28	27	2001		14486	1	
DISTRICT CHIP SEAL	2.0	24.0	2.0	MC-3000	43	2003	112			
2.0 HOT BIT PAVEMENT	27.0			PG 58-28	27	2009	1485	10	16381	1
FEDERAL AID CHIP SEAL	27.0			CRS2P	41	2013	398		18839	1

ENGLISH

D	HWY	S	D	FROM REF	FROM PT	TO REF	TO PT	LENGTH	LEFT SHLDR WIDTH	DRVNG LANE WIDTH	RIGHT SHLDR WIDTH	SURF DPTH	BASE DPTH	GRAD WDTN	FIN WDTN	TAADT	AAADT	ESALS	PAV AGE	EFF PAV AGE	LAST YEAR SEAL	PVMT TYPE	PVMT DESC	HWY PTY	FRT LVL	INTL CONS	PREV CONS	LTST CONS	LTST REHAB																																																																														
1	14	N		13.000	0.0000	21.289	0.0000	8.2707	1.5	24.0	1.5	4.0	5.0	38.0	27.0	130	529 2022	82	61	25	2013	FLEX	ASPHT	RCR	2	1963	2009	2009	F CHIP SEAL																																																																														
13 MILES FROM WING TO WING																		2014	DIST	92	RIDE	3.76	PRPI	GOOD	IRI	71	2015	DIST	91	RIDE	3.81	PRPI	GOOD	IRI	69	2016	DIST	92	RIDE	3.51	PRPI	GOOD	IRI	83	2017	DIST	87	RIDE	3.57	PRPI	GOOD	IRI	80	2018	DIST	93	RIDE	3.27	PRPI	GOOD	IRI	94	2019	DIST	91	RIDE	3.61	PRPI	GOOD	IRI	78	2020	DIST	89	RIDE	3.15	PRPI	GOOD	IRI	100	2021	DIST	90	RIDE	3.38	PRPI	GOOD	IRI	89	2022	DIST	87	RIDE	2.93	PRPI	POOR	IRI	111	2023	DIST	88	RIDE	3.21	PRPI	GOOD	IRI	97

REF PT	RIDE	DST	RUT (IN)	IRI IN/MI	PRPI	AVG NUM FLT	(2023) FLT	AVERAGE AC	RIDE BLD	DISTRESS LC	& TC	RUT BC	RT BP		
13	3.17	88	0.13	99.00	GOOD	N/A	N/A	3	0	4	2	0	2	0	
14	3.27	88	0.12	95.00	GOOD	N/A	N/A	3	0	3	3	0	0	2	0
15	3.30	92	0.12	93.00	GOOD	N/A	N/A	3	0	2	2	0	0	0	0
16	3.56	85	0.11	81.00	GOOD	N/A	N/A	6	0	3	3	0	0	2	0
17	2.79	88	0.11	118.00	POOR	N/A	N/A	3	0	4	2	0	0	2	0
18	2.64	88	0.16	125.00	POOR	N/A	N/A	3	0	3	3	0	0	2	0
19	2.83	85	0.14	116.00	POOR	N/A	N/A	6	0	3	3	0	0	2	0
20	3.61	86	0.13	78.00	GOOD	N/A	N/A	6	0	3	2	0	0	2	0
21	3.73	93	0.10	73.00	GOOD	N/A	N/A	3	0	1	2	0	0	0	0
AVG	3.21	88	0.12	97.56	GOOD	N/A	N/A	4	0	3	2	0	0	2	0

10 OCCURS	DPTH (IN)	COMPONENTS	LSHL WDTN (FT)	RDWY WDTN (FT)	RSHL WDTN (FT)	OIL/CON TYPE	CLS AGG	YEAR	COST THOUS	DSN LFE	PCN	SUB	H
		GRADE	38.0					1961	174				
	5.0	AGGREGATE BASE		34.0				1963					
	2.0	HOT BIT PAVEMENT		24.0		120-150		1963	117	20			
		CONTRACT CHIP SEAL		24.0		HFMS-2		1990	54				
		INT CONT PATCH-1.0"		24.0		120-150		1995	59				
		MAINTENANCE GRAVEL SEAL	5.0	24.0	5.0	MC-3000	43	1998	43				
		INT CONT PATCH-1.25"		24.0		PG 58-28	27	2001			14486	1	
		DISTRICT CHIP SEAL		24.0		MC-3000	43	2004	64				
	2.0	HOT BIT PAVEMENT		27.0		PG 58-28	27	2009	945	10	16381	1	
		FEDERAL AID CHIP SEAL		27.0		CRS2P	41	2013	253		18839	1	

ENGLISH

D	HWY	S	D	FROM REF	FROM PT	TO REF	TO PT	LENGTH	LEFT SHLDR	DRVNG LANE	RIGHT SHLDR	SURF DPTH	BASE DPTH	GRAD WDTN	FIN WDTN	TAADT	AADT	ESALS	PAV AGE	EFF PAV AGE	LAST YEAR SEAL	PVMT TYPE	PVMT DESC	HWY PTY	FRT LVL	INTL CONS	PREV CONS	LTST CONS	LTST REHAB
1	14	N		21.289	0.0000	33.000	0.4790	12.1893	3.0	24.0	3.0	5.5	7.0	38.0	30.0	74	315	42	59	17	2020	FLEX	ASPHT	RCL	3	1965	2005	2017	F CHIP SEAL
WING N TO 1 MI S OF COUNTY LINE																		2014	DIST	82	RIDE	3.66	PRPI	GOOD	IRI	76			
SEALED 1963, 1973 AND 1983. 220 CU YDS OF PATCHING IN 1987, 226 IN 88, 126 IN 89 AND 992 IN 1990. SN VALUE TOO LOW. SHOULD BE OVERLAID. 1,300 CU YDS OF CONTRACT PATCHING IN 1991. MANY WEAK AREAS IN SPRING OF 1992 WERE EMERGENCY SCOTCH PATCHED. 5,961 TONS OF HOT MIX PATCHING FROM WING TO DENHOFF IN 1992.																		2015	DIST	83	RIDE	3.56	PRPI	GOOD	IRI	80			
2020-EMERGENCY GRADE RAISES-PCN 22878-RP 32.8 AND PCN 22789-RP33.7																		2016	DIST	82	RIDE	3.47	PRPI	GOOD	IRI	84			
2021 GRADE RAISE PCN 22879-RP 32.13 TO 33.42																		2017	DIST	79	RIDE	3.36	PRPI	GOOD	IRI	90			
																		2018	DIST	98	RIDE	4.63	PRPI	EXCL	IRI	33			
																		2019	DIST	95	RIDE	4.65	PRPI	EXCL	IRI	32			
																		2020	DIST	95	RIDE	4.48	PRPI	GOOD	IRI	39			
																		2021	DIST	95	RIDE	4.41	PRPI	GOOD	IRI	42			
																		2022	DIST	95	RIDE	4.37	PRPI	GOOD	IRI	44			
																		2023	DIST	95	RIDE	4.32	PRPI	GOOD	IRI	46			

REF PT	RIDE	DST	RUT (IN)	IRI IN/MI	PRPI	AVG NUM (2023) AVERAGE RIDE, DISTRESS & RUT									
						FLT	FLT	AC	BLD	LC	TC	BC	RW	BP	RT
22	4.37	94	0.10	44.00	GOOD	N/A	N/A	3	0	0	2	0	0	0	0
23	4.37	97	0.10	45.00	GOOD	N/A	N/A	0	0	0	2	0	0	0	0
24	4.41	97	0.11	43.00	GOOD	N/A	N/A	0	0	0	2	0	0	0	0
25	4.22	97	0.11	51.00	GOOD	N/A	N/A	0	0	0	2	0	0	0	0
26	4.41	94	0.11	43.00	GOOD	N/A	N/A	3	0	0	2	0	0	0	0
27	4.42	96	0.10	43.00	GOOD	N/A	N/A	0	0	1	2	0	0	0	0
28	4.29	96	0.10	48.00	GOOD	N/A	N/A	0	0	1	2	0	0	0	0
29	4.20	96	0.10	52.00	GOOD	N/A	N/A	0	0	1	2	0	0	0	0
30	4.46	93	0.10	40.00	GOOD	N/A	N/A	3	0	1	2	0	0	0	0
31	4.43	93	0.09	42.00	GOOD	N/A	N/A	3	0	1	2	0	0	0	0
32	4.13	91	0.08	55.00	GOOD	N/A	N/A	0	0	1	1	0	0	6	0
33	4.12	92	0.08	56.00	GOOD	N/A	N/A	0	0	0	1	0	0	6	0
AVG	4.32	95	0.10	46.83	GOOD	N/A	N/A	1	0	1	2	0	0	1	0

10 OCCURS	LSHL WDTN	RDWY WDTN	RSHL WDTN	OIL/CON TYPE	CLS AGG	YEAR	COST THOUS	DSN LFE	PCN	SUB	H
DPTH (IN)											
GRADE		38.0				1963					
5.0 AGGREGATE BASE		34.0				1965					
2.0 BITUMINOUS BASE		24.0		120-150		1965	163	20			
INT CONT PATCH-1.0"		24.0		120-150		1992	70				
INT CONT PATCH-1.0"		24.0		120-150		1993	71				
CONTRACT CHIP SEAL		24.0		MC-3000		1995	166				
1.5 HOT BIT PAVEMENT	3.5	24.0	3.5	PG 58-28	27	2005	641	7	15624	1	
FEDERAL AID CHIP SEAL		31.0		CRS2P	41	2008	412		17311	1	
3.0 HBP-SUPERPAVE-FAA 43	3.0	24.0	3.0	PG 58-28	SP	2017	1826	10	20975	1	
FEDERAL AID CHIP SEAL		29.0		CRS2P	41	2020	354		22365	1	

ENGLISH

D	HWY	S	D	FROM REF	FROM PT	TO REF	TO PT	LENGTH (XX)	LEFT SHLDR WIDTH	DRVNG LANE WIDTH	RIGHT SHLDR WIDTH	SURF DPTH	BASE DPTH	GRAD WDTN	FIN WDTN	TAADT	AADT	ESALS	PAV AGE	EFF PAV AGE	LAST YEAR SEAL	PVMT TYPE	PVMT DESC	HWY PTY	FRT LVL	INTL CONS	PREV CONS	LTST CONS	LTST REHAB
1	14	N		33.000	0.4790	45.777	0.0000	12.2897	3.0	24.0	3.0	6.0	7.0	38.0	30.0	75	330 2022	42	49	17	2020	FLEX	ASPHT	RCL	3	1975	2005	2017	F CHIP SEAL
1 MI S OF CO LN NORTH TO JCT 200																													
SEALED 1963, 1973 AND 1983. PATCHING QUANTITIES INCLUDED IN SS-1-014()022.																													
2021 GRADE RAISE PCN 22781 RP 33.54 TO 34.10																													
2014 DIST 81 RIDE 3.48 PRPI GOOD IRI 84																													
2015 DIST 83 RIDE 3.47 PRPI GOOD IRI 85																													
2016 DIST 80 RIDE 3.28 PRPI GOOD IRI 94																													
2017 DIST 79 RIDE 3.33 PRPI GOOD IRI 91																													
2018 DIST 97 RIDE 4.42 PRPI GOOD IRI 42																													
2019 DIST 94 RIDE 4.49 PRPI GOOD IRI 39																													
2020 DIST 94 RIDE 4.29 PRPI GOOD IRI 48																													
2021 DIST 94 RIDE 4.26 PRPI GOOD IRI 49																													
2022 DIST 93 RIDE 4.20 PRPI GOOD IRI 52																													
2023 DIST 93 RIDE 4.23 PRPI GOOD IRI 50																													

REF PT	RIDE	DST	RUT (IN)	IRI IN/MI	PRPI	AVG NUM (2023) AVERAGE RIDE, DISTRESS & RUT															
FLT	FLT	AC	BLD	LC	TC	BC	RW	BP	RT												
34	4.38	87	0.09	44.00	GOOD	N/A	N/A	3	0	1	2	0	0	6	0						
35	4.59	93	0.10	35.00	GOOD	N/A	N/A	3	0	1	2	0	0	0	0						
36	N/A	NA	N/A	N/A	N/A	N/A	N/A	N/A	N/A	N/A	N/A	N/A	N/A	N/A	N/A						
37	N/A	NA	N/A	N/A	N/A	N/A	N/A	N/A	N/A	N/A	N/A	N/A	N/A	N/A	N/A						
38	N/A	NA	N/A	N/A	N/A	N/A	N/A	N/A	N/A	N/A	N/A	N/A	N/A	N/A	N/A						
39	N/A	NA	N/A	N/A	N/A	N/A	N/A	N/A	N/A	N/A	N/A	N/A	N/A	N/A	N/A						
40	4.26	96	0.11	50.00	GOOD	N/A	N/A	0	0	0	3	0	0	0	0						
41	4.26	94	0.11	49.00	GOOD	N/A	N/A	3	0	0	2	0	0	0	0						
42	4.21	92	0.11	51.00	GOOD	N/A	N/A	0	0	4	3	0	0	0	0						
43	4.18	92	0.11	53.00	GOOD	N/A	N/A	0	0	4	3	0	0	0	0						
44	4.28	94	0.10	49.00	GOOD	N/A	N/A	3	0	0	2	0	0	0	0						
45	3.67	93	0.09	76.00	GOOD	N/A	N/A	0	0	4	2	0	0	0	0						
AVG	4.23	93	0.10	50.88	GOOD	N/A	N/A	2	0	2	2	0	0	1	0						

11 OCCURS	LSHL WDTN	RDWY WDTN	RSHL WDTN	OIL/CON TYPE	CLS AGG	YEAR	COST THOUS	DSN LFE	PCN	SUB	H
DPTH (IN)											
GRADE		38.0				1960	196				
3.5 AGGREGATE BASE		36.0				1960					
3.5 BITUMINOUS BASE		34.0		SS-1		1960	169				
1.5 HOT BIT PAVEMENT		24.0		200-300		1975	203	20			
INT CONT PATCH-1.0"		24.0		120-150		1992	76				
INT CONT PATCH-1.0"		24.0		120-150		1993	77				
CONTRACT CHIP SEAL		24.0		MC-3000		1994	103				
1.5 HOT BIT PAVEMENT	3.5	24.0	3.5	PG 58-28	27	2005	646	7	15624	1	
FEDERAL AID CHIP SEAL		31.0		CRS2P	41	2008	415		17311	1	
3.0 HBP-SUPERPAVE-FAA 43	3.0	24.0	3.0	PG 58-28	SP	2017	1841	10	20976	1	
FEDERAL AID CHIP SEAL		29.0		CRS2P	41	2020	354		22365	1	

NDDOT RIMS HIGHWAY PROJECTS - HIGHWAY COMPONENTS
HIGHWAY COMPONENTS DISTRICT INFO BOOK
FOR BISMARCK DISTRICT

ENGLISH

D	HWY	S	D	FROM REF PT	FROM OFFSET (XX)	TO REF PT	TO OFFSET (XX)	LENGTH (XX)	LEFT SHLDR WIDTH	DRVNG LANE WIDTH	RIGHT SHLDR WIDTH	SURF DPTH	BASE DPTH	GRAD WIDTH	FIN WIDTH	TAADT	AAADT	ESALS	PAV AGE	EFF PAV AGE	LAST YEAR SEAL	PVMT TYPE	PVMT DESC	HWY PTY	FRT LVL	INTL CONS	PREV CONS	LTST CONS	LTST REHAB
1	21	E		69.680	0.0000	70.000	0.5240	0.8447	3.5	24.0	3.5	9.0	7.0	43.0	31.0	80	550 2022	56	11	11	2016	FLEX	ASPHT	RCR	2	2013	2013	2013	F CHIP SEAL
W JCT 49 E TO NEW LEIPZIG																		2014	DIST	92	RIDE	4.28	PRPI	GOOD	IRI	48			
																		2015	DIST	89	RIDE	3.99	PRPI	GOOD	IRI	62			
																		2016	DIST	85	RIDE	3.96	PRPI	GOOD	IRI	63			
																		2017	DIST	82	RIDE	3.70	PRPI	GOOD	IRI	75			
																		2018	DIST	94	RIDE	3.73	PRPI	GOOD	IRI	73			
																		2019	DIST	94	RIDE	3.76	PRPI	GOOD	IRI	72			
																		2020	DIST	93	RIDE	3.68	PRPI	GOOD	IRI	75			
																		2021	DIST	93	RIDE	3.66	PRPI	GOOD	IRI	76			
																		2022	DIST	92	RIDE	3.55	PRPI	GOOD	IRI	82			
																		2023	DIST	89	RIDE	3.54	PRPI	GOOD	IRI	82			

REF PT	RIDE	DST	RUT (IN)	IRI IN/MI	PRPI	AVG NUM (2023) FLT	AVG NUM (2023) FLT AC	AVERAGE RIDE, DISTRESS & RUT												
						BLD	LC	TC	BC	RW	BP	RT								
70	3.54	89	0.11	82.00	GOOD	N/A	N/A	3	0	4	3	0	0	0	0					
AVG						3.54	89	0.11	82.00	GOOD	N/A	N/A	3	0	4	3	0	0	0	0

12 OCCURS DPTH (IN)	COMPONENTS	L SHL WIDTH (FT)	RDWY WIDTH (FT)	RS HL WIDTH (FT)	OIL/CON TYPE	CLS AGG	YEAR	COST THOUS	DSN LFE	PCN	SUB	H
	GRADE		36.0				1950	9				
5.0	AGGREGATE BASE		34.0				1955					
2.0	STABILIZED BASE		32.0				1955					
2.5	HOT BIT PAVEMENT		24.0		120-150		1955	14	20			
1.5	HOT BIT PAVEMENT		27.0		120-150		1978	28	20			
	CONTRACT CHIP SEAL		27.0		AE-150S		1983	6				
2.0	HOT BIT PAVEMENT		27.0		120-150	27	1997	51	20	364	1	
	DRIVE SLOPE FLATTENING						1997			364	1	
	FEDERAL AID CHIP SEAL		28.0		MC-3000P	43	1999	4		12521	1	
	WIDENING	3.5		3.5			2013			17716	1	
3.0	HBP-SUPERPAVE-FAA 43	3.5	24.0	3.5	PG 58-28	SP	2013	387	20	17716	1	
	FEDERAL AID CHIP SEAL		31.0		CRS2P	41	2016	26		21413	1	

NDDOT RIMS HIGHWAY PROJECTS - HIGHWAY COMPONENTS
HIGHWAY COMPONENTS DISTRICT INFO BOOK
FOR BISMARCK DISTRICT

ENGLISH

D	HWY	S	D	FROM REF	FROM OFFSET	TO REF	TO OFFSET	LENGTH	LEFT SHLDR	DRVNG LANE	RIGHT SHLDR	SURF DPTH	BASE DPTH	GRAD WIDTH	FIN WIDTH	TAADT	AAADT	ESALS	PAV AGE	EFF PAV AGE	LAST YEAR SEAL	PVMT TYPE	PVMT DESC	HWY PTY	FRT LVL	INTL CONS	PREV CONS	LTST CONS	LTST REHAB																																																																														
1	21	E		70.000	0.5240	70.000	0.9240	0.4000	3.5	24.0	3.5	6.5	6.0	44.0	31.0	83	624 2022	99	11	11	2016	FLEX	ASPHT	RCR	2	2013	2013	2013	F CHIP SEAL																																																																														
AT NEW LEIPZIG																		2014	DIST	NA	RIDE	N/A	PRPI	N/A	IRI	N/A	2015	DIST	NA	RIDE	N/A	PRPI	N/A	IRI	N/A	2016	DIST	NA	RIDE	N/A	PRPI	N/A	IRI	N/A	2017	DIST	NA	RIDE	N/A	PRPI	N/A	IRI	N/A	2018	DIST	NA	RIDE	N/A	PRPI	N/A	IRI	N/A	2019	DIST	NA	RIDE	N/A	PRPI	N/A	IRI	N/A	2020	DIST	NA	RIDE	N/A	PRPI	N/A	IRI	N/A	2021	DIST	NA	RIDE	N/A	PRPI	N/A	IRI	N/A	2022	DIST	NA	RIDE	N/A	PRPI	N/A	IRI	N/A	2023	DIST	NA	RIDE	N/A	PRPI	N/A	IRI	N/A

REF PT	RIDE	DST	RUT (IN)	IRI IN/MI	PRPI	AVG NUM (2023) FLT	AVG NUM (2023) AC	AVERAGE BLD	RIDE LC	DISTRESS TC	& RT BC	RUT BP	RUT RT
AVG	N/A	NA	N/A	N/A	N/A	N/A	N/A	N/A	N/A	N/A	N/A	N/A	N/A

10 OCCURS DPTH (IN)	COMPONENTS	LSHL WIDTH (FT)	RDWY WIDTH (FT)	RSHL WIDTH (FT)	OIL/CON TYPE	CLS AGG	YEAR	COST THOUS	DSN LFE	PCN	SUB	H
	GRADE		44.0				1972	46				
6.0	BITUMINOUS BASE		38.0		MC-800		1972	23				
1.5	HOT BIT PAVEMENT		27.0		120-150		1978	12				
	CONTRACT CHIP SEAL		27.0		AE-150S		1983	3				
2.0	HOT BIT PAVEMENT		27.0		120-150	27	1997	24	20	364		1
	DRIVE SLOPE FLATTENING						1997			364		1
	FEDERAL AID CHIP SEAL		28.0		MC-3000P	43	1999	2		12521		1
	WIDENING	3.5		3.5			2013			17716		1
3.0	HBP-SUPERPAVE-FAA 43	3.5	24.0	3.5	PG 58-28	SP	2013	183	20	17716		1
	FEDERAL AID CHIP SEAL		31.0		CRS2P	41	2016	12		21413		1

ENGLISH

D	HWY	S	D	FROM REF	FROM PT	FROM OFFSET (XX)	TO REF	TO PT	TO OFFSET (XX)	LENGTH (XX)	LEFT SHLDR WIDTH	DRVNG LANE WIDTH	RIGHT SHLDR WIDTH	SURF DPTH	BASE DPTH	GRAD WDTN	FIN WDTN	TAADT	AADT	ESALS	PAV AGE	EFF PAV AGE	LAST YEAR SEAL	PVMT TYPE	PVMT DESC	HWY PTY	FRT LVL	INTL CONS	PREV CONS	LTST CONS	LTST REHAB																							
1	21	E		70.000		0.9240	90.000		0.3490	19.4146	3.5	24.0	3.5	9.0	7.0	43.0	31.0	79	667 2022	39	11	11	2016	FLEX	ASPHT	RCR	2	2013	2013	2013	F CHIP SEAL																							
FROM NEW LEIPZIG TO CARSON																				2014	DIST	93	RIDE	4.26	PRPI	GOOD	IRI	49																										
																				2015	DIST	90	RIDE	4.11	PRPI	GOOD	IRI	56																										
																				2016	DIST	90	RIDE	3.95	PRPI	GOOD	IRI	63																										
																				2017	DIST	91	RIDE	3.85	PRPI	GOOD	IRI	68																										
																				2018	DIST	93	RIDE	3.81	PRPI	GOOD	IRI	69																										
																				2019	DIST	93	RIDE	3.92	PRPI	GOOD	IRI	64																										
																				2020	DIST	91	RIDE	3.74	PRPI	GOOD	IRI	72																										
																				2021	DIST	91	RIDE	3.77	PRPI	GOOD	IRI	71																										
																				2022	DIST	92	RIDE	3.57	PRPI	GOOD	IRI	80																										
																				2023	DIST	92	RIDE	3.63	PRPI	GOOD	IRI	77																										

REF PT	RIDE	DST	RUT (IN)	IRI IN/MI	PRPI	AVG NUM FLT	(2023) FLT	AVERAGE AC	RIDE, DISTRESS & RUT BLD	LC	TC	BC	RW	BP	RT
71	3.47	92	0.11	85.00	GOOD	N/A	N/A	3	0	1	3	0	0	0	0
72	3.48	94	0.12	84.00	GOOD	N/A	N/A	3	0	0	2	0	0	0	0
73	3.60	93	0.12	79.00	GOOD	N/A	N/A	3	0	1	2	0	0	0	0
74	3.01	91	0.16	107.00	FAIR	N/A	N/A	3	0	2	3	0	0	0	0
75	3.37	90	0.14	90.00	GOOD	N/A	N/A	3	0	2	4	0	0	0	0
76	3.69	91	0.10	75.00	GOOD	N/A	N/A	3	0	1	4	0	0	0	0
77	3.65	92	0.09	77.00	GOOD	N/A	N/A	3	0	1	3	0	0	0	0
78	3.54	90	0.09	82.00	GOOD	N/A	N/A	3	0	1	3	0	0	2	0
79	3.31	92	0.10	92.00	GOOD	N/A	N/A	3	0	2	2	0	0	0	0
80	3.41	95	0.09	88.00	GOOD	N/A	N/A	0	0	1	3	0	0	0	0
81	3.63	91	0.10	78.00	GOOD	N/A	N/A	3	0	3	2	0	0	0	0
82	3.79	90	0.11	71.00	GOOD	N/A	N/A	3	0	2	4	0	0	0	0
83	3.83	91	0.11	68.00	GOOD	N/A	N/A	3	0	2	3	0	0	0	0
84	3.78	93	0.09	71.00	GOOD	N/A	N/A	3	0	1	2	0	0	0	0
85	3.61	92	0.09	78.00	GOOD	N/A	N/A	3	0	2	2	0	0	0	0
86	3.88	90	0.09	66.00	GOOD	N/A	N/A	3	0	1	3	0	0	2	0
87	3.79	94	0.10	71.00	GOOD	N/A	N/A	3	0	0	2	0	0	0	0
88	3.92	93	0.10	65.00	GOOD	N/A	N/A	3	0	1	2	0	0	0	0
89	3.94	91	0.10	63.00	GOOD	N/A	N/A	3	0	2	3	0	0	0	0
90	3.90	91	0.11	66.00	GOOD	N/A	N/A	3	0	2	3	0	0	0	0
AVG	3.63	92	0.11	77.80	GOOD	N/A	N/A	3	0	1	3	0	0	0	0

12 OCCURS DPTH (IN)	COMPONENTS	LSHL WDTN (FT)	RDWY WDTN (FT)	RSHL WDTN (FT)	OIL/CON TYPE	CLS AGG	YEAR	COST THOUS	DSN LFE	PCN	SUB	H
	GRADE		36.0				1950	272				
5.0	AGGREGATE BASE		34.0				1955					
2.0	STABILIZED BASE		32.0				1955					
2.5	HOT BIT PAVEMENT		24.0		120-150		1955	374				
1.5	HOT BIT PAVEMENT		27.0		120-150		1978	675				
	CONTRACT CHIP SEAL		27.0		AE-150S		1983	138				
2.0	HOT BIT PAVEMENT		27.0		120-150	27	1997	1194	20	364	1	
	DRIVE SLOPE FLATTENING						1997			364	1	
	FEDERAL AID CHIP SEAL		28.0		MC-3000P	43	1999	83		12521	1	
	WIDENING	3.5		3.5			2013			17716	1	
3.0	HBP-SUPERPAVE-FAA	3.5	24.0	3.5	PG 58-28	SP	2013	8889	20	17716	1	
	FEDERAL AID CHIP SEAL		31.0		CRS2P	41	2016	600		21413	1	

NDDOT RIMS HIGHWAY PROJECTS - HIGHWAY COMPONENTS
 HIGHWAY COMPONENTS DISTRICT INFO BOOK
 FOR BISMARCK DISTRICT

ENGLISH

D	HWY	S	D	FROM REF PT	FROM OFFSET (XX)	TO REF PT	TO OFFSET (XX)	LENGTH (XX)	LEFT SHLDR WIDTH	DRVNG LANE WIDTH	RIGHT SHLDR WIDTH	SURF DPTH	BASE DPTH	GRAD WIDTH	FIN WIDTH	TAADT	AAADT	ESALS	PAV AGE	EFF PAV AGE	LAST YEAR SEAL	PVMT TYPE	PVMT DESC	HWY PTY	FRT LVL	INTL CONS	PREV CONS	LTST CONS	LTST REHAB																																																																				
1	21	E		90.000	0.3490	91.000	0.1010	0.7540	3.5	24.0	3.5	9.0	7.0	43.0	31.0	76	514 2022	56	11	11	2016	FLEX	ASPHT	RCR	2	2013	2013	2013	F CHIP SEAL																																																																				
CARSON CITY SECTION																		2014	DIST 98	RIDE	4.53	PRPI	GOOD	IRI	37	2015	DIST 91	RIDE	4.35	PRPI	GOOD	IRI	45	2016	DIST 91	RIDE	4.17	PRPI	GOOD	IRI	54	2017	DIST 94	RIDE	4.09	PRPI	GOOD	IRI	57	2018	DIST 92	RIDE	4.06	PRPI	GOOD	IRI	58	2019	DIST 92	RIDE	4.24	PRPI	GOOD	IRI	51	2020	DIST 92	RIDE	3.99	PRPI	GOOD	IRI	61	2021	DIST 91	RIDE	3.99	PRPI	GOOD	IRI	61	2022	DIST 92	RIDE	3.88	PRPI	GOOD	IRI	66	2023	DIST 91	RIDE	3.97	PRPI	GOOD	IRI	62

REF PT	RIDE	DST	RUT (IN)	IRI IN/MI	PRPI	AVG NUM (2023) FLT	AVG NUM (2023) FLT AC	AVERAGE BLD	AVERAGE LC	AVERAGE TC	AVERAGE BC	AVERAGE RW	AVERAGE BP	AVERAGE RT
91	3.97	91	0.11	62.00	GOOD	N/A	N/A	3	0	1	4	0	0	0
AVG	3.97	91	0.11	62.00	GOOD	N/A	N/A	3	0	1	4	0	0	0

12 OCCURS DPTH (IN)	COMPONENTS	LSHL WIDTH (FT)	RDWY WIDTH (FT)	RSHL WIDTH (FT)	OIL/CON TYPE	CLS AGG	YEAR	COST THOUS	DSN LFE	PCN	SUB	H
	GRADE		38.0				1954	13				
5.0	AGGREGATE BASE		35.0				1957					
2.0	STABILIZED BASE		34.0				1957					
2.5	HOT BIT PAVEMENT		24.0		120-150		1957	14				
1.5	HOT BIT PAVEMENT		27.0		120-150		1978	26				
	CONTRACT CHIP SEAL				AE-150S		1983	5				
2.0	HOT BIT PAVEMENT		27.0		120-150	27	1997	46	20	364		1
	DRIVE SLOPE FLATTENING						1997			364		1
	FEDERAL AID CHIP SEAL		28.0		MC-3000P	43	1999	3		12521		1
	WIDENING	3.5		3.5			2013			17716		1
3.0	HBP-SUPERPAVE-FAA 43	3.5	24.0	3.5	PG 58-28	SP	2013	345	20	17716		1
	FEDERAL AID CHIP SEAL		31.0		CRS2P	41	2016	23		21413		1

ENGLISH

D	HWY	S	D	FROM REF	FROM PT	TO REF	TO PT	LENGTH (XX)	LEFT SHLDR WIDTH	DRVNG LANE WIDTH	RIGHT SHLDR WIDTH	SURF DPTH	BASE DPTH	GRAD WIDTH	FIN WIDTH	TAADT	AAADT	ESALS	PAV AGE	EFF PAV AGE	LAST YEAR SEAL	PVMT TYPE	PVMT DESC	HWY PTY	FRT LVL	INTL CONS	PREV CONS	LTST CONS	LTST REHAB																																																																														
1	21	E		91.000	0.1010	103.489	0.0000	12.3788	3.5	24.0	3.5	9.5	7.0	43.0	31.0	99	537 2022	56	10	10	2016	FLEX	ASPHT	RCR	2	2014	2014	2014	F CHIP SEAL																																																																														
CARSON E TO JCT ND 31																		2014	DIST	97	RIDE	4.35	PRPI	GOOD	IRI	45	2015	DIST	91	RIDE	4.16	PRPI	GOOD	IRI	54	2016	DIST	91	RIDE	4.02	PRPI	GOOD	IRI	60	2017	DIST	88	RIDE	3.94	PRPI	GOOD	IRI	63	2018	DIST	93	RIDE	3.85	PRPI	GOOD	IRI	67	2019	DIST	95	RIDE	3.95	PRPI	GOOD	IRI	63	2020	DIST	94	RIDE	3.72	PRPI	GOOD	IRI	73	2021	DIST	94	RIDE	3.79	PRPI	GOOD	IRI	70	2022	DIST	94	RIDE	3.47	PRPI	GOOD	IRI	85	2023	DIST	94	RIDE	3.55	PRPI	GOOD	IRI	81

REF PT	RIDE	DST	RUT (IN)	IRI IN/MI	PRPI	AVG NUM (2023) AVERAGE RIDE, DISTRESS & RUT																										
FLT	FLT	AC	BLD	LC	TC	BC	RW	BP	RT																							
92	3.92	92	0.12	64.00	GOOD	N/A	N/A	3	0	1	3	0	0	0	0	0	0	0	0	0	0	0	0	0	0	0	0	0	0	0	0	0
93	3.46	93	0.12	85.00	GOOD	N/A	N/A	3	0	0	3	0	0	0	0	0	0	0	0	0	0	0	0	0	0	0	0	0	0	0	0	0
94	3.53	96	0.12	83.00	GOOD	N/A	N/A	0	0	0	3	0	0	0	0	0	0	0	0	0	0	0	0	0	0	0	0	0	0	0	0	0
95	3.79	92	0.11	71.00	GOOD	N/A	N/A	0	0	4	3	0	0	0	0	0	0	0	0	0	0	0	0	0	0	0	0	0	0	0	0	0
96	3.57	96	0.11	81.00	GOOD	N/A	N/A	0	0	0	3	0	0	0	0	0	0	0	0	0	0	0	0	0	0	0	0	0	0	0	0	0
97	3.30	94	0.11	93.00	GOOD	N/A	N/A	3	0	0	2	0	0	0	0	0	0	0	0	0	0	0	0	0	0	0	0	0	0	0	0	0
98	3.44	93	0.12	86.00	GOOD	N/A	N/A	3	0	1	2	0	0	0	0	0	0	0	0	0	0	0	0	0	0	0	0	0	0	0	0	0
99	3.28	93	0.14	94.00	GOOD	N/A	N/A	3	0	1	2	0	0	0	0	0	0	0	0	0	0	0	0	0	0	0	0	0	0	0	0	0
100	3.68	93	0.12	75.00	GOOD	N/A	N/A	3	0	0	3	0	0	0	0	0	0	0	0	0	0	0	0	0	0	0	0	0	0	0	0	0
101	3.50	93	0.12	84.00	GOOD	N/A	N/A	3	0	1	2	0	0	0	0	0	0	0	0	0	0	0	0	0	0	0	0	0	0	0	0	0
102	3.54	92	0.13	82.00	GOOD	N/A	N/A	3	0	1	3	0	0	0	0	0	0	0	0	0	0	0	0	0	0	0	0	0	0	0	0	0
103	3.62	95	0.15	78.00	GOOD	N/A	N/A	0	0	1	3	0	0	0	0	0	0	0	0	0	0	0	0	0	0	0	0	0	0	0	0	0
AVG	3.55	94	0.12	81.33	GOOD	N/A	N/A	2	0	1	3	0	0	0	0	0	0	0	0	0	0	0	0	0	0	0	0	0	0	0	0	0

12 OCCURS	LSHL	RDWY	RSHL	OIL/CON	CLS	COST	DSN				
DPTH (IN)	WDTH (FT)	WDTH (FT)	WDTH (FT)	TYPE	AGG	YEAR	THOUS	LFE	PCN	SUB	H
GRADE		38.0				1954	213				
5.0 AGGREGATE BASE		35.0				1957					
2.0 STABILIZED BASE		34.0				1957					
2.5 HOT BIT PAVEMENT		24.0		120-150		1957	231				
1.5 HOT BIT PAVEMENT		27.0		120-150		1978	430				
CONTRACT CHIP SEAL				AE-150S		1983	90				
2.0 HOT BIT PAVEMENT		27.0		120-150	27	1997	762	20	364	1	
DRIVE SLOPE FLATTENING						1997			364	1	
FEDERAL AID CHIP SEAL		28.0		MC-3000P	43	1999	53		12521	1	
WIDENING	2.5		2.5			2014			20163	1	
3.5 HBP-SUPERPAVE-FAA 43	3.5	24.0	3.5	PG 58-28	SP	2014	7665	20	20163	1	
FEDERAL AID CHIP SEAL		31.0		CRS2P	41	2016	383		21413	1	

NDDOT RIMS HIGHWAY PROJECTS - HIGHWAY COMPONENTS
HIGHWAY COMPONENTS DISTRICT INFO BOOK
FOR BISMARCK DISTRICT

ENGLISH

D	HWY	S	D	FROM REF	FROM PT	TO REF	TO PT	LENGTH (XX)	LEFT SHLDR WIDTH	DRVNG LANE WIDTH	RIGHT SHLDR WIDTH	SURF DPTH	BASE DPTH	GRAD WIDTH	FIN WIDTH	TAADT	AAADT	ESALS	PAV AGE	EFF PAV AGE	LAST YEAR SEAL	PVMT TYPE	PVMT DESC	HWY PTY	FRT LVL	INTL CONS	PREV CONS	LTST CONS	LTST REHAB																																																																														
1	21	E		103.489	0.0000	109.000	0.6890	6.2057	3.5	24.0	3.5	8.5	7.0	38.0	31.0	227	947 2022	155	26	18	2017	FLEX	ASPHT	RCR	2	1998	2016	2016	F CHIP SEAL																																																																														
JCT 31 TO NP OVERHEAD-FLASHER																		2014	DIST	88	RIDE	2.88	PRPI	FAIR	IRI	113	2015	DIST	86	RIDE	2.93	PRPI	FAIR	IRI	111	2016	DIST	99	RIDE	4.52	PRPI	GOOD	IRI	38	2017	DIST	99	RIDE	4.28	PRPI	GOOD	IRI	48	2018	DIST	98	RIDE	4.28	PRPI	GOOD	IRI	48	2019	DIST	97	RIDE	4.34	PRPI	GOOD	IRI	45	2020	DIST	98	RIDE	4.28	PRPI	GOOD	IRI	48	2021	DIST	95	RIDE	4.28	PRPI	GOOD	IRI	48	2022	DIST	96	RIDE	4.10	PRPI	GOOD	IRI	56	2023	DIST	96	RIDE	4.19	PRPI	GOOD	IRI	52

REF PT	RIDE	DST	RUT (IN)	IRI IN/MI	PRPI	AVG NUM (2023) FLT	NUM (2023) FLT AC	AVERAGE BLD	RIDE LC	DISTRESS TC	RUT BC	RUT RW	RUT BP	RUT RT
104	4.13	94	0.18	55.00	GOOD	N/A	N/A	3	0	0	2	0	0	0
105	4.32	97	0.14	47.00	GOOD	N/A	N/A	0	0	2	0	0	0	0
106	4.03	96	0.15	60.00	GOOD	N/A	N/A	0	0	1	2	0	0	0
107	4.22	94	0.16	51.00	GOOD	N/A	N/A	3	0	0	2	0	0	0
108	4.29	96	0.11	48.00	GOOD	N/A	N/A	0	0	1	2	0	0	0
109	4.13	97	0.12	55.00	GOOD	N/A	N/A	0	0	0	2	0	0	0
AVG	4.19	96	0.14	52.67	GOOD	N/A	N/A	1	0	0	2	0	0	0

10 OCCURS DPTH (IN)	COMPONENTS	LSHL WPTH (FT)	RDWY WPTH (FT)	RSHL WPTH (FT)	OIL/CON TYPE	CLS AGG	YEAR	COST THOUS	DSN LFE	PCN	SUB	H
	GRADE		38.0				1953	77				
	5.0 AGGREGATE BASE		35.0				1956					
	2.0 STABILIZED BASE		34.0				1956					
	2.5 HOT BIT PAVEMENT		24.0		120-150		1956	59				
	CONTRACT CHIP SEAL		27.0		AE-150S		1983	45				
3.0	HOT BIT PAVEMENT	3.0	24.0	3.0	120-150	27	1998	558	20	207	1	
	DRIVE SLOPE FLATTENING						1998			207	1	
	FEDERAL AID CHIP SEAL		28.0		MC-3000P	43	1999	26		12522	1	
3.0	HBP-SUPERPAVE-FAA 42	3.5	24.0	3.5	PG 58-28	SP	2016	3628	10	17717	1	
	FEDERAL AID CHIP SEAL	3.5	24.0	3.5	CRS2P	41	2017	166		21797	1	

ENGLISH

D	HWY	S	D	FROM REF PT	FROM OFFSET (XX)	TO REF PT	TO OFFSET (XX)	LENGTH (XX)	LEFT SHLDR WIDTH	DRVNG LANE WIDTH	RIGHT SHLDR WIDTH	SURF DPTH	BASE DPTH	GRAD WIDTH	FIN WIDTH	TAADT	AAADT	ESALS	PAV AGE	EFF PAV AGE	LAST YEAR SEAL	PVMT TYPE	PVMT DESC	HWY PTY	FRT LVL	INTL CONS	PREV CONS	LTST CONS	LTST REHAB				
1	21	E		109.000	0.6890	110.000	0.3890	0.7027	3.5	24.0	3.5	7.0	12.0	52.0	31.0	230	976 2022	159	26	18	2017	FLEX	ASPHT	RCR	2	1998	2016	2016	F CHIP SEAL				
NP OVERHEAD & APPROACH-E FLASHER																		2014	DIST	88	RIDE	2.72	PRPI	FAIR	IRI	121							
																		2015	DIST	85	RIDE	2.80	PRPI	FAIR	IRI	117							
																		2016	DIST	99	RIDE	4.49	PRPI	GOOD	IRI	40							
																		2017	DIST	99	RIDE	4.36	PRPI	GOOD	IRI	45							
																		2018	DIST	98	RIDE	4.25	PRPI	GOOD	IRI	50							
																		2019	DIST	97	RIDE	4.47	PRPI	GOOD	IRI	40							
																		2020	DIST	98	RIDE	4.27	PRPI	GOOD	IRI	49							
																		2021	DIST	93	RIDE	4.39	PRPI	GOOD	IRI	44							
																		2022	DIST	94	RIDE	4.03	PRPI	GOOD	IRI	59							
																		2023	DIST	94	RIDE	4.34	PRPI	GOOD	IRI	46							

RAILROAD OVERHEAD REMOVED IN 1997.

REF PT	RIDE	DST	RUT (IN)	IRI IN/MI	PRPI	AVG NUM (2023) FLT	NUM (2023) FLT AC	AVERAGE BLD	RIDE LC	DISTRESS TC	RUT BC	RUT RW	RUT BP	RUT RT
110	4.34	94	0.12	46.00	GOOD	N/A	N/A	3	0	0	2	0	0	0
AVG	4.34	94	0.12	46.00	GOOD	N/A	N/A	3	0	0	2	0	0	0

6 OCCURS DPTH (IN)	COMPONENTS	LSHL WIDTH (FT)	RDWY WIDTH (FT)	RSHL WIDTH (FT)	OIL/CON TYPE	CLS AGG	YEAR	COST THOUS	DSN LFE	PCN	SUB	H
12.0	AGGREGATE BASE		52.0			05	1998	230		207	1	
4.0	HOT BIT PAVEMENT		40.0			27	1998		20	207	1	
	FEDERAL AID CHIP SEAL		36.0		120-150	43	1999	3		12522	1	
3.0	HBP-SUPERPAVE-FAA 42	3.5	24.0	3.5	MC-3000P	SP	2016	411	10	17717	1	
	FEDERAL AID CHIP SEAL	3.5	24.0	3.5	CRS2P	41	2017	19		21797	1	

ENGLISH

D	HWY	S	D	FROM REF	FROM PT	TO REF	TO PT	LENGTH (XX)	LEFT SHLDR WIDTH	DRVNG LANE WIDTH	RIGHT SHLDR WIDTH	SURF DPTH	BASE DPTH	GRAD WIDTH	FIN WIDTH	TAADT	AAADT	ESALS	PAV AGE	EFF PAV AGE	LAST YEAR SEAL	PVMT TYPE	PVMT DESC	HWY PTY	FRT LVL	INTL CONS	PREV CONS	LTST CONS	LTST REHAB																																																																														
1	21	E		110.000	0.3890	122.384	0.0000	11.9873	3.5	24.0	3.5	8.5	7.0	38.0	31.0	233	988 2022	162	26	18	2017	FLEX	ASPHT	RCR	2	1998	2016	2016	F CHIP SEAL																																																																														
NP OVERHEAD TO JCT 6-E FLASHER																		2014	DIST	87	RIDE	2.62	PRPI	FAIR	IRI	126	2015	DIST	89	RIDE	2.58	PRPI	FAIR	IRI	128	2016	DIST	99	RIDE	4.56	PRPI	EXCL	IRI	36	2017	DIST	99	RIDE	4.30	PRPI	GOOD	IRI	47	2018	DIST	98	RIDE	4.30	PRPI	GOOD	IRI	47	2019	DIST	97	RIDE	4.34	PRPI	GOOD	IRI	46	2020	DIST	98	RIDE	4.26	PRPI	GOOD	IRI	49	2021	DIST	96	RIDE	4.24	PRPI	GOOD	IRI	50	2022	DIST	96	RIDE	4.05	PRPI	GOOD	IRI	59	2023	DIST	95	RIDE	4.14	PRPI	GOOD	IRI	54

REF PT	RIDE	DST	RUT (IN)	IRI IN/MI	PRPI	AVG NUM (2023) AVERAGE RIDE, DISTRESS & RUT									
FLT	FLT	AC	BLD	LC	TC	BC	RW	BP	RT						
111	4.37	96	0.14	44.00	GOOD	N/A	N/A	0	0	0	3	0	0	0	0
112	4.26	96	0.13	49.00	GOOD	N/A	N/A	0	0	0	3	0	0	0	0
113	4.24	93	0.13	50.00	GOOD	N/A	N/A	3	0	0	3	0	0	0	0
114	4.15	90	0.14	55.00	GOOD	N/A	N/A	3	0	3	3	0	0	0	0
115	4.25	97	0.13	50.00	GOOD	N/A	N/A	0	0	0	2	0	0	0	0
116	4.01	97	0.14	61.00	GOOD	N/A	N/A	0	0	0	2	0	0	0	0
117	3.89	96	0.18	66.00	GOOD	N/A	N/A	0	0	0	3	0	0	0	0
118	4.24	94	0.16	51.00	GOOD	N/A	N/A	3	0	0	2	0	0	0	0
119	4.03	90	0.22	59.00	GOOD	N/A	N/A	0	0	0	3	0	0	0	6
120	4.16	97	0.18	54.00	GOOD	N/A	N/A	0	0	0	2	0	0	0	0
121	3.93	94	0.16	64.00	GOOD	N/A	N/A	3	0	0	2	0	0	0	0
122	4.17	96	0.17	54.00	GOOD	N/A	N/A	0	0	0	3	0	0	0	0
AVG	4.14	95	0.16	54.75	GOOD	N/A	N/A	1	0	0	3	0	0	0	1

11 OCCURS	LSHL	RDWY	RSHL	OIL/CON		CLS	COST		DSN		
DPTH (IN)	WDTH (FT)	WDTH (FT)	WDTH (FT)	TYPE	AGG	YEAR	THOUS	LFE	PCN	SUB	H
GRADE		38.0				1956	150				
5.0 AGGREGATE BASE		35.0				1956					
2.0 STABILIZED BASE		34.0				1956					
2.5 HOT BIT PAVEMENT		24.0		120-150		1956	114				
CONTRACT CHIP SEAL		27.0		AE-150S		1983	87				
INT MTCE PATCH-1.5"		24.0				1993	44				
3.0 HOT BIT PAVEMENT	3.0	24.0	3.0	120-150	27	1998	1133	20	207	1	
DRIVE SLOPE FLATTENING						1998			207	1	
FEDERAL AID CHIP SEAL		36.0		MC-3000P	43	1999	51		12522	1	
3.0 HBP-SUPERPAVE-FAA 42	3.5	24.0	3.5	PG 58-28	SP	2016	7008	10	17717	1	
FEDERAL AID CHIP SEAL	3.5	24.0	3.5	CRS2P	41	2017	323		21797	1	

ENGLISH

D	HWY	S	D	FROM REF	FROM OFFSET (XX)	TO REF	TO OFFSET (XX)	LENGTH (XX)	LEFT SHLDR WIDTH	DRVNG LANE WIDTH	RIGHT SHLDR WIDTH	SURF DPTH	BASE DPTH	GRAD WIDTH	FIN WIDTH	TAADT	AAADT	ESALS	PAV AGE	EFF PAV AGE	LAST YEAR SEAL	PVMT TYPE	PVMT DESC	HWY PTY	FRT LVL	INTL CONS	PREV CONS	LTST CONS	LTST REHAB
1	24	N		0.000	0.0000	7.000	0.0000	6.9955	2.7	24.0	2.7	5.8	5.0	38.0	29.4	95	815 2022	41	61	15	2022	FLEX	ASPHT	RSC	2	1963	2005	2022	MICROSURFACI
JCT 6 N TO 2 MILES-S FT YATES SPUR																													
THIS ROADWAY WAS ROUTED AND SEALED. CRACK SPACING 100 TO 125 FEET WAS ROUTED 3/4 INCH WIDE. SOME CRACKS WERE 1.5" WIDE IN MIDDLE OF WINTER 1992-1993. LOOKS REAL GOOD.																													
2012 - PCN 19627 - PIPE LINING & PIPE JACKING/BORING - RP 3.1																													
2014 DIST 87 RIDE 3.75 PRPI GOOD IRI 72																													
2015 DIST 77 RIDE 3.46 PRPI GOOD IRI 85																													
2016 DIST NA RIDE N/A PRPI N/A IRI N/A																													
2017 DIST 76 RIDE 3.25 PRPI GOOD IRI 95																													
2018 DIST 90 RIDE 3.46 PRPI GOOD IRI 85																													
2019 DIST 85 RIDE 3.16 PRPI GOOD IRI 99																													
2020 DIST 85 RIDE 3.44 PRPI GOOD IRI 86																													
2021 DIST 82 RIDE 3.06 PRPI GOOD IRI 104																													
2022 DIST 99 RIDE 3.07 PRPI FAIR IRI 103																													
2023 DIST 93 RIDE 2.96 PRPI FAIR IRI 109																													

REF PT	RIDE	DST	RUT (IN)	IRI IN/MI	PRPI	AVG NUM FLT	(2023) FLT	AVERAGE AC	RIDE, BLD	DISTRESS, LC	& RT, TC	RT, BC	RT, RW	RT, BP	RT, RT
0	3.09	94	0.12	103.00	FAIR	N/A	N/A	3	0	0	2	0	0	0	0
1	3.28	94	0.09	94.00	FAIR	N/A	N/A	3	0	0	2	0	0	0	0
2	2.86	94	0.08	114.00	POOR	N/A	N/A	3	0	0	2	0	0	0	0
3	2.55	92	0.11	130.00	POOR	N/A	N/A	3	0	2	2	0	0	0	0
4	2.74	92	0.12	120.00	POOR	N/A	N/A	3	0	0	4	0	0	0	0
5	3.04	93	0.10	105.00	FAIR	N/A	N/A	3	0	0	3	0	0	0	0
6	3.13	92	0.10	101.00	FAIR	N/A	N/A	3	0	1	3	0	0	0	0
AVG	2.96	93	0.10	109.57	FAIR	N/A	N/A	3	0	0	3	0	0	0	0

11 OCCURS DPTH (IN)	COMPONENTS	LSHL WIDTH (FT)	RDWY WIDTH (FT)	RSHL WIDTH (FT)	OIL/CON TYPE	CLS AGG	YEAR	COST THOUS	DSN LFE	PCN	SUB	H
5.0	GRADE		38.0				1962	390				
5.0	AGGREGATE BASE		34.0				1963					
2.0	HOT BIT PAVEMENT		24.0		120-150		1963	271	20			
-.5	MILLING		24.0				1987					
3.5	HOT BIT PAVEMENT		28.0		120-150		1987	578	10			
	SAFETY PROJECT						1987					
	DISTRICT CHIP SEAL		24.0		MC-3000		1995	45				
1.5	HOT BIT PAVEMENT	2.0	24.0	2.0	PG 58-28	27	2005	439	7	16185		1
	FEDERAL AID CHIP SEAL		29.0		CRS2P	41	2008	179		17219		1
-.7	MICROMILL		29.0				2022	511	7	22808		1
	MICROSURFACING		29.0			MC	2022		7	22808		1

ENGLISH

D	HWY	S	D	FROM REF PT	FROM OFFSET (XX)	TO REF PT	TO OFFSET (XX)	LENGTH (XX)	LEFT SHLDR WIDTH	DRVNG LANE WIDTH	RIGHT SHLDR WIDTH	SURF DPTH	BASE DPTH	GRAD WIDTH	FIN WIDTH	TAADT	AAADT	ESALS	PAV AGE	EFF PAV AGE	LAST YEAR SEAL	PVMT TYPE	PVMT DESC	HWY PTY	FRT LVL	INTL CONS	PREV CONS	LTST CONS	LTST REHAB
1	24	N		7.000	0.0000	10.000	0.0900	3.0907	3.8	24.0	3.8	5.5	7.0	72.0	31.5	128	1717 2022	54	61	23	2017	FLEX	ASPHT	RSC	2	1963	2005	2014	F CHIP SEAL
2 MI S FT YATES TO N OF FT YATES																													
_INTERMITTENT PATCHING - PCN 14679 REF PT 15.175-29.750																													
2014 DIST 88 RIDE 4.02 PRPI GOOD IRI 60																													
2015 DIST 76 RIDE 3.87 PRPI GOOD IRI 66																													
2016 DIST NA RIDE N/A PRPI N/A IRI N/A																													
2017 DIST 74 RIDE 3.67 PRPI GOOD IRI 76																													
2018 DIST 91 RIDE 3.76 PRPI GOOD IRI 72																													
2019 DIST 88 RIDE 3.64 PRPI GOOD IRI 77																													
2020 DIST 85 RIDE 3.71 PRPI GOOD IRI 74																													
2021 DIST 85 RIDE 3.43 PRPI GOOD IRI 87																													
2022 DIST 96 RIDE 3.30 PRPI FAIR IRI 93																													
2023 DIST 90 RIDE 3.40 PRPI GOOD IRI 88																													

REF PT	RIDE	DST	RUT (IN)	IRI IN/MI	PRPI	AVG NUM (2023) FLT	AC	BLD	LC	TC	BC	RW	BP	RT
7	3.36	89	0.05	90.00	GOOD	N/A	N/A	6	0	1	3	0	0	0
8	3.26	89	0.07	95.00	FAIR	N/A	N/A	6	0	1	3	0	0	0
9	3.59	92	0.12	79.00	GOOD	N/A	N/A	3	0	2	2	0	0	0
AVG 3.40 90 0.08 88.00 GOOD N/A N/A 5 0 1 3 0 0 0 0														

13 OCCURS	DPATH (IN)	COMPONENTS	LSHL WIDTH (FT)	RDWY WIDTH (FT)	RSHL WIDTH (FT)	OIL/CON TYPE	CLS AGG	YEAR	COST THOUS	DSN LFE	PCN	SUB	H
		GRADE		38.0				1962	109				
	1.0	TRAFFIC SERVICE GRAVEL		37.0				1962					
	2.5	AGGREGATE BASE		36.0				1963					
	3.5	BITUMINOUS BASE		34.0		MC-3		1963					
	2.0	HOT BIT PAVEMENT		24.0		120-150		1963	76	20			
		DRIVE SLOPE FLATTENING						1993	7				
		INT CONT PATCH-1.25"		24.0		120-150		1994					
		CONTRACT CHIP SEAL		24.0		MC-3000		1994	68				
		INT CONT PATCH-1.25"		28.0		PG 58-28	27	2001			14679	1	
	1.5	HOT BIT PAVEMENT	4.5	24.0	4.5	PG 58-28	27	2005	194	7	16185	1	
		FEDERAL AID CHIP SEAL		29.0		CRS2P	41	2008	79		17219	1	
	2.0	HBP-SUPERPAVE-FAA 43		33.0		PG 58-28	SP	2014	586	7	20542	1	
		FEDERAL AID CHIP SEAL		31.5		CRS2P	41	2017	51		21352	1	

ENGLISH

D	HWY	S	D	FROM REF PT	FROM OFFSET (XX)	TO REF PT	TO OFFSET (XX)	LENGTH (XX)	LEFT SHLDR WIDTH	DRVNG LANE WIDTH	RIGHT SHLDR WIDTH	SURF DPTH	BASE DPTH	GRAD WIDTH	FIN WIDTH	TAADT	AADT	ESALS	PAV AGE	EFF PAV AGE	LAST YEAR SEAL	PVMT TYPE	PVMT DESC	HWY PTY	FRT LVL	INTL CONS	PREV CONS	LTST CONS	LTST REHAB				
1	24	N		10.000	0.0900	18.000	0.0000	7.9178	4.5	24.0	4.5	2.7	7.0	38.0	33.0	125	2074 2022	48	61	17	2020	FLEX	ASPHT	RSC	2	1963	2005	2020	MICROSURFACI				
N OF FT YATES NORTH APPROX 8 MILES																		2014	DIST	86	RIDE	3.72	PRPI	GOOD	IRI	73							
																		2015	DIST	81	RIDE	3.54	PRPI	GOOD	IRI	82							
																		2016	DIST	NA	RIDE	N/A	PRPI	N/A	IRI	N/A							
																		2017	DIST	78	RIDE	3.34	PRPI	GOOD	IRI	91							
																		2018	DIST	88	RIDE	3.35	PRPI	GOOD	IRI	90							
																		2019	DIST	85	RIDE	3.35	PRPI	GOOD	IRI	90							
																		2020	DIST	81	RIDE	3.33	PRPI	GOOD	IRI	91							
																		2021	DIST	92	RIDE	3.58	PRPI	GOOD	IRI	79							
																		2022	DIST	90	RIDE	3.38	PRPI	GOOD	IRI	89							
																		2023	DIST	86	RIDE	3.32	PRPI	GOOD	IRI	92							

INTERMITTENT PATCHING - PCN 14679 REF PT 15.175-29.750
2018 PCN 21516 - CONSTRUCT NB RT & SB LT TURN LANES AT RP 10.967

REF PT	RIDE	DST	RUT (IN)	IRI IN/MI	PRPI	AVG NUM (2023) FLT	AC	BLD	LC	TC	BC	RW	BP	RT
10	3.45	86	0.13	86.00	FAIR	N/A	N/A	6	0	3	4	0	0	0
11	3.06	78	0.16	104.00	FAIR	N/A	N/A	9	0	3	3	0	0	6
12	3.55	84	0.13	82.00	GOOD	N/A	N/A	9	0	3	3	0	0	0
13	3.61	90	0.13	78.00	GOOD	N/A	N/A	6	0	1	2	0	0	0
14	3.36	92	0.13	90.00	GOOD	N/A	N/A	3	0	2	2	0	0	0
15	3.20	86	0.15	97.00	FAIR	N/A	N/A	6	0	3	4	0	0	0
16	3.09	86	0.17	103.00	FAIR	N/A	N/A	9	0	2	2	0	0	0
17	3.23	88	0.15	96.00	GOOD	N/A	N/A	6	0	3	2	0	0	0
AVG	3.32	86	0.14	92.00	GOOD	N/A	N/A	7	0	3	3	0	0	1

13 OCCURS	LSHL WPTH (FT)	RDWY WPTH (FT)	RSHL WPTH (FT)	OIL/CON TYPE	CLS AGG	YEAR	COST THOUS	DSN LFE	PCN	SUB	H
GRADE		38.0				1962	280				
1.0 TRAFFIC SERVICE GRAVEL		37.0				1962					
2.5 AGGREGATE BASE		36.0				1963					
3.5 BITUMINOUS BASE		34.0		MC-3		1963					
2.0 HOT BIT PAVEMENT		24.0		120-150		1963	195	20			
DRIVE SLOPE FLATTENING						1993	19				
INT CONT PATCH-1.25"		24.0		120-150		1994					
CONTRACT CHIP SEAL		24.0		MC-3000		1994	174				
INT CONT PATCH-1.25"		28.0		PG 58-28	27	2001			14679		1
1.5 HOT BIT PAVEMENT	4.5	24.0	4.5	PG 58-28	27	2005	496	7	16185		1
FEDERAL AID CHIP SEAL		29.0		CRS2P	41	2008	203		17219		1
-.7 MICROMILL	2.5	24.0	2.5			2020	454		22807		1
MICROSURFACING	2.5	24.0	2.5			2020		7	22807		1

ENGLISH

D	HWY	S	D	FROM REF	FROM PT OFFSET (XX)	TO REF	TO PT OFFSET (XX)	LENGTH (XX)	LEFT SHLDR WIDTH	DRVNG LANE WIDTH	RIGHT SHLDR WIDTH	SURF DPTH	BASE DPTH	GRAD WIDTH	FIN WIDTH	TAADT	AAADT	ESALS	PAV AGE	EFF PAV AGE	LAST YEAR SEAL	PVMT TYPE	PVMT DESC	HWY PTY	FRT LVL	INTL CONS	PREV CONS	LTST CONS	LTST REHAB				
1	24	N		18.000	0.0000	29.914	0.0000	11.8980	3.6	24.0	3.6	5.2	57.0	38.0	31.2	117	1843 2022	50	58	17	2020	FLEX	ASPHT	RSC	2	1966	2005	2020	MICROSURFACI				
9 MI N FT YATES SPUR-N TO JCT 1806																		2014		DIST	87	RIDE	3.82	PRPI	GOOD	IRI	69						
																		2015		DIST	83	RIDE	3.63	PRPI	GOOD	IRI	77						
																		2016		DIST	NA	RIDE	N/A	PRPI	N/A	IRI	N/A						
																		2017		DIST	80	RIDE	3.38	PRPI	GOOD	IRI	89						
																		2018		DIST	88	RIDE	3.48	PRPI	GOOD	IRI	84						
																		2019		DIST	83	RIDE	3.42	PRPI	GOOD	IRI	87						
																		2020		DIST	82	RIDE	3.48	PRPI	GOOD	IRI	85						
																		2021		DIST	93	RIDE	3.66	PRPI	GOOD	IRI	76						
																		2022		DIST	92	RIDE	3.41	PRPI	GOOD	IRI	87						
																		2023		DIST	87	RIDE	3.32	PRPI	GOOD	IRI	92						

_INTERMITTENT PATCHING - PCN 14679 REF PT 15.175 - 29.750

REF PT	RIDE	DST	RUT (IN)	IRI IN/MI	PRPI	AVG NUM (2023) AVERAGE RIDE, DISTRESS & RUT																								
FLT	FLT	AC	BLD	LC	TC	BC	RW	BP	RT																					
18	3.45	88	0.16	86.00	GOOD	N/A	N/A	6	0	3	2	0	0	0	0	0	0	0	0	0	0	0	0	0	0	0	0	0	0	0
19	3.71	92	0.13	74.00	GOOD	N/A	N/A	3	0	2	2	0	0	0	0	0	0	0	0	0	0	0	0	0	0	0	0	0	0	0
20	3.13	85	0.12	101.00	FAIR	N/A	N/A	9	0	4	3	0	0	0	0	0	0	0	0	0	0	0	0	0	0	0	0	0	0	0
21	3.09	85	0.14	103.00	FAIR	N/A	N/A	9	0	2	3	0	0	0	0	0	0	0	0	0	0	0	0	0	0	0	0	0	0	0
22	2.88	77	0.15	113.00	FAIR	N/A	N/A	9	0	3	4	0	0	0	0	0	0	0	0	0	0	0	0	0	0	0	0	0	0	0
23	2.89	88	0.17	112.00	POOR	N/A	N/A	6	0	2	3	0	0	0	0	0	0	0	0	0	0	0	0	0	0	0	0	0	0	0
24	3.35	88	0.17	91.00	GOOD	N/A	N/A	6	0	2	3	0	0	0	0	0	0	0	0	0	0	0	0	0	0	0	0	0	0	0
25	3.44	89	0.15	86.00	GOOD	N/A	N/A	6	0	1	3	0	0	0	0	0	0	0	0	0	0	0	0	0	0	0	0	0	0	0
26	3.56	89	0.14	81.00	GOOD	N/A	N/A	6	0	1	3	0	0	0	0	0	0	0	0	0	0	0	0	0	0	0	0	0	0	0
27	3.48	88	0.14	85.00	GOOD	N/A	N/A	6	0	2	3	0	0	0	0	0	0	0	0	0	0	0	0	0	0	0	0	0	0	0
28	3.42	88	0.16	87.00	GOOD	N/A	N/A	6	0	2	3	0	0	0	0	0	0	0	0	0	0	0	0	0	0	0	0	0	0	0
29	3.38	85	0.15	89.00	GOOD	N/A	N/A	9	0	2	3	0	0	0	0	0	0	0	0	0	0	0	0	0	0	0	0	0	0	0
AVG		3.32	87	0.15	92.33	GOOD	N/A	N/A	7	0	2	3	0	0	0	0	0	0	0	0	0	0	0	0	0	0	0	0	0	0

11 OCCURS	LSHL	RDWY	RSHL	OIL/CON	CLS	COST	DSN				
DPTH (IN)	WDTH (FT)	WDTH (FT)	WDTH (FT)	TYPE	AGG	YEAR	THOUS	LFE	PCN	SUB	H
GRADE		38.0				1965	358				
3.5 AGGREGATE BASE		36.0				1966					
3.5 BITUMINOUS BASE		34.0		SM-K		1966	228	20			
3.0 HOT BIT PAVEMENT		28.0		120-150		1987	982	10			
SAFETY PROJECT						1987					
CONTRACT SAND SEAL				HFMS-2		1989	82				
INT CONT PATCH-1.25"		28.0		PG 58-28	27	2001			14679	1	
1.5 HOT BIT PAVEMENT	2.0	24.0	2.0	PG 58-28	27	2005	747	7	16185	1	
FEDERAL AID CHIP SEAL		29.0		CRS2P	41	2008	305		17219	1	
-.7 MICROMILL	2.5	24.0	2.5			2020	681		22807	1	
MICROSURFACING	2.5	24.0	2.5			2020		7	22807	1	

NDDOT RIMS HIGHWAY PROJECTS - HIGHWAY COMPONENTS
HIGHWAY COMPONENTS DISTRICT INFO BOOK
FOR BISMARCK DISTRICT

ENGLISH

D	HWY	S	D	FROM REF PT	FROM OFFSET (XX)	TO REF PT	TO OFFSET (XX)	LENGTH (XX)	LEFT SHLDR WIDTH	DRVNG LANE WIDTH	RIGHT SHLDR WIDTH	SURF DPTH	BASE DPTH	GRAD WIDTH	FIN WIDTH	TAADT	AAADT	ESALS	PAV AGE	EFF PAV AGE	LAST YEAR SEAL	PVMT TYPE	PVMT DESC	HWY PTY	FRT LVL	INTL CONS	PREV CONS	LTST CONS	LTST REHAB						
1	24	N		29.914	0.0000	30.000	0.0000	0.0867	2.5	24.0	2.5	4.5	4.0	38.0	29.0	40	305 2022	32	54	15		FLEX	ASPHT	RCL	3	1970	2005	2022	RAP-FAA 42						
AT CANNONBALL CORNER																		2014	DIST	NA	RIDE	N/A	PRPI	N/A	IRI	N/A									
																		2015	DIST	NA	RIDE	N/A	PRPI	N/A	IRI	N/A									
																		2016	DIST	NA	RIDE	N/A	PRPI	N/A	IRI	N/A									
																		2017	DIST	NA	RIDE	N/A	PRPI	N/A	IRI	N/A									
																		2018	DIST	NA	RIDE	N/A	PRPI	N/A	IRI	N/A									
																		2019	DIST	NA	RIDE	N/A	PRPI	N/A	IRI	N/A									
																		2020	DIST	NA	RIDE	N/A	PRPI	N/A	IRI	N/A									
																		2021	DIST	NA	RIDE	N/A	PRPI	N/A	IRI	N/A									
																		2022	DIST	NA	RIDE	N/A	PRPI	N/A	IRI	N/A									
																		2023	DIST	NA	RIDE	N/A	PRPI	N/A	IRI	N/A									

REF PT	RIDE	DST	RUT (IN)	IRI IN/MI	PRPI	AVG NUM (2023) FLT	AVG NUM (2023) FLT AC	AVERAGE RIDE BLD	AVERAGE RIDE LC	AVERAGE RIDE TC	AVERAGE RIDE BC	AVERAGE RIDE RW	AVERAGE RIDE BP	AVERAGE RIDE RT
AVG	N/A	NA	N/A	N/A	N/A	N/A	N/A	N/A	N/A	N/A	N/A	N/A	N/A	N/A

8 OCCURS DPTH (IN)	COMPONENTS	LSHL WIDTH (FT)	RDWY WIDTH (FT)	RSHL WIDTH (FT)	OIL/CON TYPE	CLS AGG	YEAR	COST THOUS	DSN LFE	PCN	SUB	H
4.0	BITUMINOUS BASE		38.0				1968	8				
2.0	HOT BIT PAVEMENT		34.0		SM-K		1970					
	DISTRICT CHIP SEAL		24.0		SC-3000		1970	8	20			
1.5	HOT BIT PAVEMENT		24.0		MC-3000		1988	2				
	FEDERAL AID CHIP SEAL	3.0	24.0	3.0	PG 58-28	27	2005	5	7	15305		1
-1.0	MILLING		30.0		CRS2P	41	2008	2		17220		1
2.0	RAP-SUPERPAVE FAA 42	2.5	24.0	2.5	PG 58S28	SP	2022	16	7	22866		1

ENGLISH

D	HWY	S	D	FROM REF PT	FROM OFFSET (XX)	TO REF PT	TO OFFSET (XX)	LENGTH (XX)	LEFT SHLDR WIDTH	DRVNG LANE WIDTH	RIGHT SHLDR WIDTH	SURF DPTH	BASE DPTH	GRAD WIDTH	FIN WIDTH	TAADT	AAADT	ESALS	PAV AGE	EFF PAV AGE	LAST YEAR SEAL	PVMT TYPE	PVMT DESC	HWY PTY	FRT LVL	INTL CONS	PREV CONS	LTST CONS	LTST REHAB																								
1	24	N		30.000	0.0000	45.046	0.0000	15.0339	2.5	24.0	2.5	4.5	4.0	34.0	29.0	35	228 2022	21	54	15		FLEX	ASPHT	RCL	3	1970	2005	2022	RAP-FAA 42																								
SOLEN EAST AND WEST																		2014	DIST 84	RIDE 3.48	PRPI	GOOD	IRI 84																														
INTERMITTENT PATCHING PCN 14679 REF PT 30.122 TO 40.290																		2015	DIST 83	RIDE 3.41	PRPI	GOOD	IRI 88																														
																		2016	DIST NA	RIDE N/A	PRPI	N/A	IRI N/A																														
																		2017	DIST 80	RIDE 3.21	PRPI	GOOD	IRI 97																														
																		2018	DIST 90	RIDE 3.10	PRPI	FAIR	IRI 103																														
																		2019	DIST 90	RIDE 3.16	PRPI	FAIR	IRI 100																														
																		2020	DIST 88	RIDE 2.91	PRPI	FAIR	IRI 114																														
																		2021	DIST 88	RIDE 3.13	PRPI	GOOD	IRI 101																														
																		2022	DIST 97	RIDE 3.91	PRPI	GOOD	IRI 66																														
																		2023	DIST 97	RIDE 4.15	PRPI	GOOD	IRI 54																														

REF PT	RIDE	DST	RUT (IN)	IRI IN/MI	PRPI	AVG NUM (2023) FLT	NUM (2023) FLT	AC	BLD	LC	TC	BC	RW	BP	RT
30	4.18	98	0.10	53.00	GOOD	N/A	N/A	0	0	0	1	0	0	0	0
31	4.24	98	0.09	51.00	GOOD	N/A	N/A	0	0	0	1	0	0	0	0
32	4.10	98	0.09	57.00	GOOD	N/A	N/A	0	0	0	1	0	0	0	0
33	4.34	97	0.10	46.00	GOOD	N/A	N/A	0	0	0	2	0	0	0	0
34	4.07	97	0.10	58.00	GOOD	N/A	N/A	0	0	0	2	0	0	0	0
35	4.11	98	0.08	56.00	GOOD	N/A	N/A	0	0	0	1	0	0	0	0
36	4.13	98	0.08	55.00	GOOD	N/A	N/A	0	0	0	1	0	0	0	0
37	4.45	96	0.08	41.00	GOOD	N/A	N/A	0	0	1	2	0	0	0	0
38	4.22	92	0.09	51.00	GOOD	N/A	N/A	3	0	1	3	0	0	0	0
39	4.09	97	0.07	57.00	GOOD	N/A	N/A	0	0	0	2	0	0	0	0
40	4.12	97	0.07	56.00	GOOD	N/A	N/A	0	0	0	2	0	0	0	0
41	4.18	98	0.10	53.00	GOOD	N/A	N/A	0	0	0	1	0	0	0	0
42	4.22	98	0.09	51.00	GOOD	N/A	N/A	0	0	0	1	0	0	0	0
43	3.96	98	0.09	63.00	GOOD	N/A	N/A	0	0	0	1	0	0	0	0
44	3.84	97	0.10	68.00	GOOD	N/A	N/A	0	0	0	2	0	0	0	0
45	N/A	NA	N/A	N/A	N/A	N/A	N/A	N/A	N/A	N/A	N/A	N/A	N/A	N/A	N/A
AVG	4.15	97	0.09	54.40	GOOD	N/A	N/A	0	0	0	2	0	0	0	0

9 OCCURS	LSHL	RDWY	RSHL	OIL/CON	CLS	COST	DSN	PCN	SUB	H
DPTH (IN)	WDTH (FT)	WDTH (FT)	WDTH (FT)	TYPE	AGG	YEAR	THOUS	LFE		
GRADE		34.0				1968	376			
4.0 BITUMINOUS BASE		32.0		SM-K		1970				
2.0 HOT BIT PAVEMENT		24.0		SC-3000		1970	422	20		
DISTRICT CHIP SEAL		24.0		MC-3000		1988	97			
INT CONT PATCH-1.25"		26.0		PG 58-28	27	2001			14679	1
1.5 HOT BIT PAVEMENT	3.0	24.0	3.0	PG 58-28	27	2005	949	7	15305	1
FEDERAL AID CHIP SEAL		30.0		CRS2P	41	2008	386		17220	1
-1.0 MILLING		30.6				2022			22866	1
2.0 RAP-SUPERPAVE FAA 42	2.5	24.0	2.5	PG 58S28	SP	2022	2814	7	22866	1

ENGLISH

D	HWY	S	D	FROM REF	FROM PT	FROM OFFSET (XX)	TO REF	TO PT	TO OFFSET (XX)	LENGTH (XX)	LEFT SHLDR WIDTH	DRVNG LANE WIDTH	RIGHT SHLDR WIDTH	SURF DPTH	BASE DPTH	GRAD WDTN	FIN WDTN	TAADT	AADT	ESALS	PAV AGE	EFF PAV AGE	LAST YEAR SEAL	PVMT TYPE	PVMT DESC	HWY PTY	FRT LVL	INTL CONS	PREV CONS	LTST CONS	LTST REHAB															
1	25	N		0.000	0.0000		28.658	0.0000	28.6459		3.0	24.0	3.0	7.5	10.0	52.0	30.0	174	1616 2022	82	11	11	2020	FLEX	ASPHT	RCR	2	2013	2017	2017	F CHIP SEAL															
JCT I-94 N TO JCT 48 CENTER																						2014	DIST	86	RIDE	3.53	PRPI	GOOD	IRI	82																
																						2015	DIST	88	RIDE	3.48	PRPI	GOOD	IRI	84																
																						2016	DIST	89	RIDE	3.43	PRPI	GOOD	IRI	86																
																						2017	DIST	92	RIDE	4.28	PRPI	GOOD	IRI	48																
																						2018	DIST	98	RIDE	4.30	PRPI	GOOD	IRI	47																
																						2019	DIST	97	RIDE	4.32	PRPI	GOOD	IRI	46																
																						2020	DIST	96	RIDE	4.18	PRPI	GOOD	IRI	53																
																						2021	DIST	97	RIDE	4.16	PRPI	GOOD	IRI	53																
																						2022	DIST	95	RIDE	4.13	PRPI	GOOD	IRI	55																
																						2023	DIST	96	RIDE	4.12	PRPI	GOOD	IRI	55																

FROM MI. 2.557 TO 4.661 & MI. 7.107 TO 8.104 7.5' OF CLASS 3 AGGREGATE WAS LAID ON TOP OF THE ASPHALT BEFORE MINING

REF PT	RIDE	DST	RUT (IN)	IRI IN/MI	PRPI	AVG NUM FLT	NUM (2023) FLT	AVERAGE AC	RIDE, DISTRESS & RUT BLD	LC	TC	BC	RW	BP	RT
0	4.00	92	0.07	61.00	GOOD	N/A	N/A	3	0	1	1	0	0	2	0
1	4.34	95	0.07	46.00	GOOD	N/A	N/A	3	0	0	1	0	0	0	0
2	4.17	95	0.07	54.00	GOOD	N/A	N/A	3	0	0	1	0	0	0	0
3	4.30	98	0.09	47.00	GOOD	N/A	N/A	0	0	0	1	0	0	0	0
4	4.18	95	0.10	53.00	GOOD	N/A	N/A	3	0	0	1	0	0	0	0
5	4.12	97	0.10	55.00	GOOD	N/A	N/A	0	0	1	1	0	0	0	0
6	4.11	94	0.10	56.00	GOOD	N/A	N/A	3	0	1	1	0	0	0	0
7	4.02	95	0.10	60.00	GOOD	N/A	N/A	3	0	0	1	0	0	0	0
8	4.10	98	0.09	56.00	GOOD	N/A	N/A	0	0	0	1	0	0	0	0
9	4.09	95	0.08	57.00	GOOD	N/A	N/A	3	0	0	1	0	0	0	0
10	4.03	95	0.07	60.00	GOOD	N/A	N/A	3	0	0	1	0	0	0	0
11	4.15	97	0.09	54.00	GOOD	N/A	N/A	0	0	1	1	0	0	0	0
12	4.17	97	0.08	53.00	GOOD	N/A	N/A	0	0	1	1	0	0	0	0
13	4.10	98	0.08	57.00	GOOD	N/A	N/A	0	0	0	1	0	0	0	0
14	4.04	98	0.10	59.00	GOOD	N/A	N/A	0	0	0	1	0	0	0	0
15	4.25	98	0.10	50.00	GOOD	N/A	N/A	0	0	0	1	0	0	0	0
16	3.99	93	0.08	62.00	GOOD	N/A	N/A	3	0	0	1	0	0	2	0
17	4.22	98	0.09	51.00	GOOD	N/A	N/A	0	0	0	1	0	0	0	0
18	4.29	94	0.07	48.00	GOOD	N/A	N/A	3	0	0	2	0	0	0	0
19	4.16	95	0.09	54.00	GOOD	N/A	N/A	3	0	0	1	0	0	0	0
20	4.12	95	0.08	55.00	GOOD	N/A	N/A	3	0	0	1	0	0	0	0
21	4.17	98	0.10	53.00	GOOD	N/A	N/A	0	0	0	1	0	0	0	0
22	4.32	98	0.11	47.00	GOOD	N/A	N/A	0	0	0	1	0	0	0	0
23	4.00	97	0.10	61.00	GOOD	N/A	N/A	0	0	1	1	0	0	0	0
24	4.10	98	0.10	57.00	GOOD	N/A	N/A	0	0	0	1	0	0	0	0
25	4.21	95	0.08	52.00	GOOD	N/A	N/A	3	0	0	1	0	0	0	0
26	4.06	98	0.07	59.00	GOOD	N/A	N/A	0	0	0	1	0	0	0	0
27	4.04	98	0.06	59.00	GOOD	N/A	N/A	0	0	0	1	0	0	0	0
28	3.51	90	0.09	83.00	GOOD	N/A	N/A	3	0	2	2	0	0	2	0
AVG	4.12	96	0.09	55.83	GOOD	N/A	N/A	1	0	0	1	0	0	0	0

8 OCCURS DPTH (IN)	COMPONENTS	LSHL WDTN (FT)	RDWY WDTN (FT)	RSHL WDTN (FT)	OIL/CON TYPE	CLS AGG	YEAR	COST THOUS	DSN LFE	PCN	SUB	H
10.0	BLENDED BASE		34.5				1999	5749		12370	1	
2.5	HBP-SUPERPAVE-FAA 40		30.0		PG 58-28	SP	1999	5292	20	12370	1	
2.0	HBP-SUPERPAVE-FAA 40		30.0		PG 58-34	SP	1999		20	12370	1	
	FEDERAL AID CHIP SEAL		30.0		MC-3000P	43	2001	351		14223	1	
	INT CONT PATCH-2.0"		30.0		PG 58-28	SP	2013	1618	20	20190	1	
2.0	HBP-SUPERPAVE-FAA 43	3.0	24.0	3.0	PG 58-28	SP	2017	3635	7	21654	1	
	FEDERAL AID CHIP SEAL		30.0		CRS2P	41	2020	997		22364	1	

ENGLISH

D	HWY	S	D	FROM REF PT	FROM OFFSET (XX)	TO REF PT	TO OFFSET (XX)	LENGTH (XX)	LEFT SHLDR WIDTH	DRVNG LANE WIDTH	RIGHT SHLDR WIDTH	SURF DPTH	BASE DPTH	GRAD WDTN	FIN WDTN	TAADT	AAADT	ESALS	PAV AGE	EFF PAV AGE	LAST YEAR SEAL	PVMT TYPE	PVMT DESC	HWY PTY	FRT LVL	INTL CONS	PREV CONS	LTST CONS	LTST REHAB				
1	25	N		28.658	0.0000	34.758	0.0000	6.1019		24.0		2.5	8.0	32.0	24.0	110	518 2022	42	16	16	2010	FLEX	ASPHT	RCR	2	2008	2008	2008	F CHIP SEAL				
CENTER WEST TO JCT 31-HANNOVER																		2014	DIST	88	RIDE	3.71	PRPI	GOOD	IRI	74							
																		2015	DIST	88	RIDE	3.42	PRPI	GOOD	IRI	87							
																		2016	DIST	93	RIDE	3.55	PRPI	GOOD	IRI	82							
																		2017	DIST	85	RIDE	3.24	PRPI	GOOD	IRI	95							
																		2018	DIST	92	RIDE	3.37	PRPI	GOOD	IRI	89							
																		2019	DIST	90	RIDE	3.31	PRPI	GOOD	IRI	92							
																		2020	DIST	87	RIDE	3.48	PRPI	GOOD	IRI	84							
																		2021	DIST	85	RIDE	3.24	PRPI	FAIR	IRI	95							
																		2022	DIST	85	RIDE	3.35	PRPI	GOOD	IRI	90							
																		2023	DIST	84	RIDE	3.08	PRPI	FAIR	IRI	103							

2008 - PCN 16342 FULL DEPTH RECLAMATION

REF PT	RIDE	DST	RUT (IN)	IRI IN/MI	PRPI	AVG NUM (2023) FLT	NUM (2023) FLT AC	AVERAGE BLD	AVERAGE LC	RIDE TC	DISTRESS BC	& RW	RUT BP	RUT RT	
29	2.94	82	0.11	110.00	FAIR	N/A	N/A	9	0	3	3	0	0	2	0
30	3.26	84	0.11	95.00	FAIR	N/A	N/A	9	0	4	2	0	0	0	0
31	3.18	85	0.10	98.00	FAIR	N/A	N/A	9	0	2	3	0	0	0	0
32	3.23	85	0.10	97.00	FAIR	N/A	N/A	9	0	2	3	0	0	0	0
33	3.13	84	0.08	101.00	FAIR	N/A	N/A	9	0	3	3	0	0	0	0
34	2.75	86	0.10	119.00	FAIR	N/A	N/A	9	0	2	2	0	0	0	0
AVG	3.08	84	0.10	103.33	FAIR	N/A	N/A	9	0	3	3	0	0	0	0

4 OCCURS DPTH (IN)	COMPONENTS	LSHL WDTN (FT)	RDWY WDTN (FT)	RSHL WDTN (FT)	OIL/CON TYPE	CLS AGG	YEAR	COST THOUS	DSN LFE	PCN	SUB	H
8.0	STABILIZED BASE		32.0				1955	99				
2.5	HBP-SUPERPAVE-FAA 40 FEDERAL AID CHIP SEAL		28.0		PG 58-34	SP	2008	1750	20	16342	1	
			24.0		CRS2P	41	2010	241		18315	1	

ENGLISH

D	HWY	S	D	FROM REF	FROM OFFSET	TO REF	TO OFFSET	LENGTH	LEFT SHLDR WIDTH	DRVNG LANE WIDTH	RIGHT SHLDR WIDTH	SURF DPTH	BASE DPTH	GRAD WIDTH	FIN WIDTH	TAADT	AADT	ESALS	PAV AGE	EFF PAV AGE	LAST YEAR SEAL	PVMT TYPE	PVMT DESC	HWY PTY	FRT LVL	INTL CONS	PREV CONS	LTST CONS	LTST REHAB				
1	31	N		0.000	0.0000	19.000	0.8000	19.8199		24.0		5.0	3.0	38.0	24.0	130	313 2022	103	57	24	2013	FLEX	ASPHT	RCR	2	1967	1982	2010	C CHIP SEAL				
STATE LINE N TO SHIELDS CORNER																		2014	DIST 88	RIDE 3.61	PRPI	GOOD	IRI 78										
																		2015	DIST 92	RIDE 3.69	PRPI	GOOD	IRI 75										
																		2016	DIST 93	RIDE 3.47	PRPI	GOOD	IRI 85										
																		2017	DIST 87	RIDE 3.48	PRPI	GOOD	IRI 85										
																		2018	DIST 94	RIDE 3.33	PRPI	GOOD	IRI 91										
																		2019	DIST 94	RIDE 3.54	PRPI	GOOD	IRI 81										
																		2020	DIST 94	RIDE 3.16	PRPI	GOOD	IRI 99										
																		2021	DIST 91	RIDE 3.25	PRPI	GOOD	IRI 95										
																		2022	DIST 93	RIDE 2.81	PRPI	POOR	IRI 116										
																		2023	DIST 94	RIDE 2.96	PRPI	POOR	IRI 109										

PCN-13958-RP 0.00 TO RP 14.565.
2001 DISTRICT CHIP SEAL WAS FROM RP 0.0 TO 9.6.
2004 DISTRICT CHIP SEAL WAS FROM 9.6 TO 19.8

REF PT	RIDE	DST	RUT (IN)	IRI IN/MI	PRPI	AVG NUM (2023)	AVERAGE	RIDE, DISTRESS & RUT							
PT						FLT	FLT	AC	BLD	LC	TC	BC	RW	BP	RT
0	2.80	93	0.11	117.00	POOR	N/A	N/A	3	0	0	3	0	0	0	0
1	2.70	96	0.11	122.00	POOR	N/A	N/A	0	0	1	2	0	0	0	0
2	3.07	97	0.10	104.00	GOOD	N/A	N/A	0	0	0	2	0	0	0	0
3	3.12	97	0.10	102.00	GOOD	N/A	N/A	0	0	0	2	0	0	0	0
4	3.13	96	0.12	101.00	FAIR	N/A	N/A	0	0	1	2	0	0	0	0
5	2.75	94	0.12	119.00	POOR	N/A	N/A	3	0	0	2	0	0	0	0
6	2.87	94	0.12	114.00	POOR	N/A	N/A	3	0	0	2	0	0	0	0
7	2.11	94	0.11	153.00	POOR	N/A	N/A	3	0	0	2	0	0	0	0
8	2.82	93	0.12	116.00	POOR	N/A	N/A	3	0	1	2	0	0	0	0
9	3.61	94	0.11	79.00	GOOD	N/A	N/A	3	0	0	2	0	0	0	0
10	3.06	92	0.12	104.00	GOOD	N/A	N/A	3	0	1	3	0	0	0	0
11	3.65	92	0.12	77.00	GOOD	N/A	N/A	3	0	1	3	0	0	0	0
12	3.56	91	0.12	81.00	GOOD	N/A	N/A	3	0	1	2	0	0	2	0
13	2.90	93	0.11	112.00	POOR	N/A	N/A	0	0	1	3	0	0	2	0
14	2.41	96	0.14	137.00	POOR	N/A	N/A	0	0	0	3	0	0	0	0
15	3.12	97	0.11	102.00	GOOD	N/A	N/A	0	0	0	2	0	0	0	0
16	2.74	93	0.11	120.00	POOR	N/A	N/A	3	0	1	2	0	0	0	0
17	3.24	92	0.11	96.00	GOOD	N/A	N/A	3	0	1	3	0	0	0	0
18	2.74	92	0.13	120.00	POOR	N/A	N/A	3	0	1	3	0	0	0	0
19	2.77	91	0.11	119.00	POOR	N/A	N/A	3	0	2	3	0	0	0	0
AVG	2.96	94	0.12	109.75	POOR	N/A	N/A	2	0	1	2	0	0	0	0

9 OCCURS	LSHL	RDWY	RSHL	OIL/CON	CLS	COST	DSN	PCN	SUB	H
DPTH (IN)	WDTH (FT)	WDTH (FT)	WDTH (FT)	TYPE	AGG	YEAR	THOUS	LFE		
		38.0				1963	748			
3.0		36.0		SM-K		1967				
1.5		24.0		85-100		1967	409	20		
1.5		27.0				1982	1103	10		
		24.0		MC-3000		1995	177			
		27.0		PG 58-28	27	2000	442		13958	1
		24.0		MC-3000	43	2004	102			
2.0		24.0		PG 58-28	29	2010	2376	10	17106	1
		24.0		CRS2P	41	2013	672		18048	1

ENGLISH

D	HWY	S	D	FROM REF	FROM PT	TO REF	TO PT	LENGTH (XX)	LEFT SHLDR WIDTH	DRVNG LANE WIDTH	RIGHT SHLDR WIDTH	SURF DPTH	BASE DPTH	GRAD WDTN	FIN WDTN	TAADT	AAADT	ESALS	PAV AGE	EFF PAV AGE	LAST YEAR SEAL	PVMT TYPE	PVMT DESC	HWY PTY	FRT LVL	INTL CONS	PREV CONS	LTST CONS	LTST REHAB				
1	31	N		19.000	0.8000	35.257	0.0000	15.4365		24.0		5.2	5.0	32.0	24.0	81	446 2022	69	61	24	2013	FLEX	ASPHT	RCR	2	1963	1993	2010	C CHIP SEAL				
SHIELDS CORNER TO JCT 21																		ONE MILE WAS OVERLAID IN SCHOOL AREA. (TEST SECTION).															
																		2014	DIST	92	RIDE	3.83	PRPI	GOOD	IRI	68							
																		2015	DIST	92	RIDE	3.78	PRPI	GOOD	IRI	71							
																		2016	DIST	97	RIDE	3.72	PRPI	GOOD	IRI	73							
																		2017	DIST	87	RIDE	3.53	PRPI	GOOD	IRI	82							
																		2018	DIST	94	RIDE	3.52	PRPI	GOOD	IRI	83							
																		2019	DIST	94	RIDE	3.56	PRPI	GOOD	IRI	81							
																		2020	DIST	93	RIDE	3.34	PRPI	GOOD	IRI	91							
																		2021	DIST	91	RIDE	3.26	PRPI	GOOD	IRI	94							
																		2022	DIST	93	RIDE	3.04	PRPI	GOOD	IRI	105							
																		2023	DIST	92	RIDE	2.81	PRPI	GOOD	IRI	117							

REF PT	RIDE	DST	RUT (IN)	IRI IN/MI	PRPI	AVG NUM FLT	(2023) FLT	AVERAGE AC	RIDE, DISTRESS & RUT	BLD	LC	TC	BC	RW	BP	RT
20	2.80	90	0.14	117.00	GOOD	N/A	N/A	3	0	3	3	0	0	0	0	0
21	3.12	94	0.13	102.00	GOOD	N/A	N/A	3	0	0	2	0	0	0	0	0
22	2.75	94	0.12	120.00	FAIR	N/A	N/A	3	0	0	2	0	0	0	0	0
23	3.72	90	0.11	73.00	GOOD	N/A	N/A	3	0	3	3	0	0	0	0	0
24	3.07	91	0.13	104.00	GOOD	N/A	N/A	3	0	3	2	0	0	0	0	0
25	3.08	93	0.12	104.00	FAIR	N/A	N/A	3	0	1	2	0	0	0	0	0
26	3.08	92	0.14	104.00	FAIR	N/A	N/A	3	0	1	3	0	0	0	0	0
27	2.87	93	0.11	114.00	FAIR	N/A	N/A	3	0	0	3	0	0	0	0	0
28	3.02	92	0.10	107.00	POOR	N/A	N/A	3	0	1	3	0	0	0	0	0
29	2.43	93	0.12	136.00	POOR	N/A	N/A	3	0	1	2	0	0	0	0	0
30	2.97	92	0.12	108.00	GOOD	N/A	N/A	3	0	1	3	0	0	0	0	0
31	2.24	93	0.13	147.00	POOR	N/A	N/A	3	0	1	2	0	0	0	0	0
32	3.25	92	0.12	96.00	GOOD	N/A	N/A	3	0	1	3	0	0	0	0	0
33	2.71	92	0.12	121.00	FAIR	N/A	N/A	3	0	1	3	0	0	0	0	0
34	2.33	92	0.14	141.00	POOR	N/A	N/A	3	0	1	3	0	0	0	0	0
35	1.56	88	0.21	188.00	POOR	N/A	N/A	3	0	0	2	0	0	0	0	6
AVG	2.81	92	0.13	117.63	GOOD	N/A	N/A	3	0	1	3	0	0	0	0	0

10 OCCURS	LSHL WDTN (FT)	RDWY WDTN (FT)	RSHL WDTN (FT)	OIL/CON TYPE	CLS AGG	YEAR	COST THOUS	DSN LFE	PCN	SUB	H
DPTH (IN)											
GRADE		32.0				1957	265				
5.0 AGGREGATE BASE		28.0				1963					
2.0 HOT BIT PAVEMENT		24.0		120-150		1963	245	20			
-2.0 MILLING		24.0				1982					
3.2 RECYCLED HOT BIT PAVMNT		24.0		200-300		1982	877	10			
HOT BIT PAVEMENT		24.0		120-150		1993	460	5			
CONTRACT CHIP SEAL		24.0		MC-3000		1995	138				
DISTRICT CHIP SEAL		24.0		MC-3000	43	2004	152				
2.0 HOT BIT PAVEMENT		24.0		PG 58-28	29	2010	1851	10	17106	1	
CONTRACT CHIP SEAL		24.0		CRS2P	41	2013	523		18048	1	

ENGLISH

D	HWY	S	D	FROM REF	FROM PT OFFSET (XX)	TO REF	TO PT OFFSET (XX)	LENGTH (XX)	LEFT SHLDR WIDTH	DRVNG LANE WIDTH	RIGHT SHLDR WIDTH	SURF DPTH	BASE DPTH	GRAD WIDTH	FIN WIDTH	TAADT	AAADT	ESALS	PAV AGE	EFF PAV AGE	LAST YEAR SEAL	PVMT TYPE	PVMT DESC	HWY PTY	FRT LVL	INTL CONS	PREV CONS	LTST CONS	LTST REHAB																																																																														
1	31	N		78.257	0.0000	95.646	0.0000	17.4607	1.0	24.0	1.0	7.0	7.0	36.0	26.0	127	803 2023	90	18	18	2008	FLEX	ASPHT	RCR	1	2006	2006	2006	F CHIP SEAL																																																																														
JCT I-94 N TO HANNOVER																		2014	DIST	90	RIDE	3.35	PRPI	GOOD	IRI	90	2015	DIST	93	RIDE	3.40	PRPI	GOOD	IRI	88	2016	DIST	94	RIDE	2.92	PRPI	GOOD	IRI	111	2017	DIST	89	RIDE	3.03	PRPI	GOOD	IRI	105	2018	DIST	94	RIDE	2.35	PRPI	POOR	IRI	141	2019	DIST	93	RIDE	2.94	PRPI	GOOD	IRI	110	2020	DIST	91	RIDE	2.22	PRPI	POOR	IRI	147	2021	DIST	91	RIDE	2.80	PRPI	POOR	IRI	117	2022	DIST	91	RIDE	1.97	PRPI	POOR	IRI	162	2023	DIST	90	RIDE	2.43	PRPI	POOR	IRI	136

REF PT	RIDE	DST	RUT (IN)	IRI IN/MI	PRPI	AVG NUM (2023)	FLT	FLT	AC	BLD	LC	TC	BC	RW	BP	RT
78	2.27	89	0.14	145.00	POOR	N/A	N/A	3	0	3	2	0	0	2	0	0
79	2.83	91	0.13	116.00	POOR	N/A	N/A	3	0	2	3	0	0	0	0	0
80	2.67	88	0.15	123.00	POOR	N/A	N/A	9	0	0	2	0	0	0	0	0
81	2.63	94	0.13	126.00	POOR	N/A	N/A	3	0	0	2	0	0	0	0	0
82	2.45	90	0.15	135.00	POOR	N/A	N/A	6	0	1	2	0	0	0	0	0
83	2.39	85	0.17	138.00	POOR	N/A	N/A	6	0	3	3	0	0	2	0	0
84	2.05	85	0.13	157.00	POOR	N/A	N/A	6	0	3	3	0	0	2	0	0
85	2.40	88	0.13	137.00	POOR	N/A	N/A	6	0	2	3	0	0	0	0	0
86	2.25	89	0.13	145.00	POOR	N/A	N/A	3	0	2	3	0	0	2	0	0
87	2.12	89	0.13	153.00	POOR	N/A	N/A	6	0	2	2	0	0	0	0	0
88	2.13	90	0.11	153.00	POOR	N/A	N/A	6	0	1	2	0	0	0	0	0
89	2.04	87	0.14	158.00	POOR	N/A	N/A	6	0	1	3	0	0	2	0	0
90	2.13	89	0.16	153.00	POOR	N/A	N/A	6	0	1	3	0	0	0	0	0
91	2.25	92	0.11	146.00	POOR	N/A	N/A	3	0	1	3	0	0	0	0	0
92	2.44	93	0.11	136.00	POOR	N/A	N/A	3	0	1	2	0	0	0	0	0
93	3.19	92	0.12	98.00	GOOD	N/A	N/A	3	0	1	3	0	0	0	0	0
94	3.19	92	0.14	98.00	GOOD	N/A	N/A	3	0	1	3	0	0	0	0	0
95	2.35	90	0.16	141.00	POOR	N/A	N/A	6	0	1	2	0	0	0	0	0
AVG	2.43	90	0.14	136.56	POOR	N/A	N/A	5	0	1	3	0	0	1	0	0

9 OCCURS DPTH (IN)	COMPONENTS	LSHL WIDTH (FT)	RDWY WIDTH (FT)	RSHL WIDTH (FT)	OIL/CON TYPE	CLS AGG	YEAR	COST THOUS	DSN LFE	PCN	SUB	H
	GRADE		36.0				1951	240				
5.0	AGGREGATE BASE		34.0				1952					
2.0	STABILIZED BASE		32.0				1952					
2.5	HOT BIT PAVEMENT		22.0		150-200		1952	359	20			
2.0	HOT BIT PAVEMENT		28.0		120-150		1984	1653	10			
	DRIVE SLOPE FLATTENING						1985					
	DISTRICT CHIP SEAL		28.0		MC-3000		1995	133				
2.5	HBP-SUPERPAVE-FAA 42		26.0		PG 58-28	SP	2006	2197	20	14914	1	
	FEDERAL AID CHIP SEAL		26.0		CRS2P	41	2008	574		17312	1	

ENGLISH

D	HWY	S	D	FROM REF PT	FROM OFFSET (XX)	TO REF PT	TO OFFSET (XX)	LENGTH (XX)	LEFT SHLDR WIDTH	DRVNG LANE WIDTH	RIGHT SHLDR WIDTH	SURF DPTH	BASE DPTH	GRAD WIDTH	FIN WIDTH	TAADT	AAADT	ESALS	PAV AGE	EFF PAV AGE	LAST YEAR SEAL	PVMT TYPE	PVMT DESC	HWY PTY	FRT LVL	INTL CONS	PREV CONS	LTST CONS	LTST REHAB					
1	31	N		110.517	0.0000	110.517	0.3000	0.3000	7.5	24.0	7.5	5.0	7.0	48.0	39.0	103	624 2023	31	18	15	2022	FLEX	ASPHT	RCL	1	2006	2006	2006	SLURRY SEAL					
E JCT 200A N TO UNDERPASS																		SHARP CURVES AT UNDERPASS. SEALED 1949, 1958, 1973 AND 1984.																
																		2014	DIST	82	RIDE	2.96	PRPI	GOOD	IRI	109								
																		2015	DIST	88	RIDE	2.76	PRPI	FAIR	IRI	119								
																		2016	DIST	89	RIDE	2.33	PRPI	FAIR	IRI	142								
																		2017	DIST	79	RIDE	2.67	PRPI	POOR	IRI	123								
																		2018	DIST	91	RIDE	2.78	PRPI	FAIR	IRI	118								
																		2019	DIST	90	RIDE	2.74	PRPI	POOR	IRI	120								
																		2020	DIST	90	RIDE	2.95	PRPI	GOOD	IRI	109								
																		2021	DIST	89	RIDE	2.67	PRPI	FAIR	IRI	124								
																		2022	DIST	89	RIDE	2.73	PRPI	POOR	IRI	121								
																		2023	DIST	89	RIDE	2.32	PRPI	POOR	IRI	142								

REF PT	RIDE	DST	RUT (IN)	IRI IN/MI	PRPI	AVG NUM (2023) FLT	NUM (2023) FLT AC	AVERAGE BLD	RIDE LC	DISTRESS TC	RUT BC	RUT RW	RUT BP	RUT RT	
110	2.32	89	0.14	142.00	POOR	N/A	N/A	3	0	2	3	0	0	2	0
AVG	2.32	89	0.14	142.00	POOR	N/A	N/A	3	0	2	3	0	0	2	0

8 OCCURS DPTH (IN)	COMPONENTS	GRADE	LSHL WIDTH (FT)	RDWY WIDTH (FT)	RSHL WIDTH (FT)	OIL/CON TYPE	CLS AGG	YEAR	COST THOUS	DSN LFE	PCN	SUB	H
5.0	HOT BIT PAVEMENT		48.0	44.0		SC-3000		1969	15				
	CONTRACT CHIP SEAL					RC-800		1971	11	20			
	DISTRICT CHIP SEAL					MC-3000		1973					
1.5	HBP-SUPERPAVE-FAA 42		7.5	24.0	7.5	PG 58-28	SP	2006	38	20	14914	1	
	FEDERAL AID CHIP SEAL			26.0		CRS2P		2008	9		17313	1	
-.5	MICROMILL			42.0				2022	22	7	23187	1	
	SLURRY SEAL			42.0				2022	10		23187	1	

NDDOT RIMS HIGHWAY PROJECTS - HIGHWAY COMPONENTS
 HIGHWAY COMPONENTS DISTRICT INFO BOOK
 FOR BISMARCK DISTRICT

ENGLISH

D	HWY	S	D	FROM REF PT	FROM OFFSET (XX)	TO REF PT	TO OFFSET (XX)	LENGTH (XX)	LEFT SHLDR WIDTH	DRVNG LANE WIDTH	RIGHT SHLDR WIDTH	SURF DPTH	BASE DPTH	GRAD WIDTH	FIN WIDTH	TAADT	AAADT	ESALS	PAV AGE	EFF PAV AGE	LAST PAV YEAR	PVMT TYPE	PVMT DESC	HWY PTY	FRT LVL	INTL CONS	PREV CONS	LTST CONS	LTST REHAB																																																																														
1	31	N		110.517	0.3000	112.195	0.0000	1.3794	1.5	24.0	1.5	5.5	7.0	36.0	27.0	88	476 2023	31	18	15	2022	FLEX	ASPHT	RCL	1	2006	2006	2006	SLURRY SEAL																																																																														
UNDERPASS TO STANTON																		2014	DIST	87	RIDE	3.36	PRPI	GOOD	IRI	90	2015	DIST	91	RIDE	3.66	PRPI	GOOD	IRI	76	2016	DIST	89	RIDE	3.46	PRPI	GOOD	IRI	86	2017	DIST	87	RIDE	3.51	PRPI	GOOD	IRI	83	2018	DIST	92	RIDE	3.40	PRPI	GOOD	IRI	88	2019	DIST	92	RIDE	3.49	PRPI	GOOD	IRI	84	2020	DIST	92	RIDE	3.23	PRPI	GOOD	IRI	97	2021	DIST	91	RIDE	3.17	PRPI	GOOD	IRI	99	2022	DIST	91	RIDE	2.77	PRPI	FAIR	IRI	119	2023	DIST	91	RIDE	2.85	PRPI	FAIR	IRI	115

REF PT	RIDE	DST	RUT (IN)	IRI IN/MI	PRPI	AVG NUM (2023) FLT	NUM (2023) FLT AC	AVERAGE BLD	RIDE LC	DISTRESS TC	& RT	RUT BP	RUT RT
111	3.10	90	0.15	103.00	FAIR	N/A	N/A	3	0	2	4	0	0
112	2.60	92	0.11	127.00	POOR	N/A	N/A	3	0	1	3	0	0
AVG	2.85	91	0.13	115.00	FAIR	N/A	N/A	3	0	2	4	0	0

10 OCCURS DPTH (IN)	COMPONENTS	LSHL WDH (FT)	RDWY WDH (FT)	RSHL WDH (FT)	OIL/CON TYPE	CLS AGG	YEAR	COST THOUS	DSN LFE	PCN	SUB	H
	MAINTENANCE GRADE		28.0				1948					
5.0	AGGREGATE BASE		34.0				1948					
2.0	STABILIZED BASE		32.0				1948					
2.5	HOT BIT PAVEMENT		22.0		120-150		1948	25	20			
2.0	HOT BIT PAVEMENT		28.0		120-150		1984	20	20			
	CONTRACT SAND SEAL		28.0		AE-150S		1986	8				
1.5	HBP-SUPERPAVE-FAA 42	1.5	24.0	1.5	PG 58-28	SP	2006	174	20	14914		1
	FEDERAL AID CHIP SEAL		26.0		CRS2P		41	2008	45	17313		1
-.5	MICROMILL		26.0				2022	101	7	23187		1
	SLURRY SEAL		26.0				10	2022		23187		1

ENGLISH

D	HWY	S	D	FROM REF	FROM PT	TO REF	TO PT	LENGTH (XX)	LEFT SHLDR WIDTH	DRVNG LANE WIDTH	RIGHT SHLDR WIDTH	SURF DPTH	BASE DPTH	GRAD WDTN	FIN WDTN	TAADT	AADT	ESALS	PAV AGE	EFF PAV AGE	LAST YEAR SEAL	PVMT TYPE	PVMT DESC	HWY PTY	FRT LVL	INTL CONS	PREV CONS	LTST CONS	LTST REHAB
1	34	E		0.000	0.0000	18.000	0.5860	18.5900		24.5		4.7	7.0	32.0	24.5	73	318 2022	64	23	20	2017	FLEX	ASPHT	RCL	3	2001	2017	2017	MICROSURFACI
HAZELTON E TO CO LINE																													
SEALED 1959, 1973 AND 1983. 50 CU YDS OF PATCHING IN 87, 116 IN 89 AND 750 IN 1990. VERY POOR SEAL JOB IN 1991.																													
2014 DIST 88 RIDE 3.48 PRPI GOOD IRI 84																													
2015 DIST 88 RIDE 3.39 PRPI GOOD IRI 88																													
2016 DIST 87 RIDE 3.26 PRPI GOOD IRI 95																													
2017 DIST 87 RIDE 3.67 PRPI GOOD IRI 76																													
2018 DIST 97 RIDE 3.80 PRPI GOOD IRI 70																													
2019 DIST 95 RIDE 3.70 PRPI GOOD IRI 74																													
2020 DIST 95 RIDE 3.79 PRPI GOOD IRI 70																													
2021 DIST 91 RIDE 3.55 PRPI GOOD IRI 81																													
2022 DIST 93 RIDE 3.60 PRPI GOOD IRI 79																													
2023 DIST 92 RIDE 3.36 PRPI GOOD IRI 90																													

REF PT	RIDE	DST	RUT (IN)	IRI IN/MI	PRPI	AVG NUM (2023)		AVERAGE RIDE, DISTRESS & RUT																				
						FLT	AC	BLD	LC	TC	BC	RW	BP	RT														
0	2.90	91	0.12	112.00	POOR	N/A	N/A	3	0	2	3	0	0	0	0													
1	3.24	90	0.09	96.00	GOOD	N/A	N/A	3	0	1	5	0	0	0	0													
2	3.21	93	0.11	97.00	GOOD	N/A	N/A	0	0	1	5	0	0	0	0													
3	3.21	92	0.09	97.00	GOOD	N/A	N/A	3	0	1	3	0	0	0	0													
4	3.08	93	0.10	104.00	POOR	N/A	N/A	0	0	1	5	0	0	0	0													
5	3.00	94	0.10	108.00	POOR	N/A	N/A	0	0	1	4	0	0	0	0													
6	3.01	91	0.11	107.00	FAIR	N/A	N/A	3	0	1	4	0	0	0	0													
7	3.31	94	0.09	93.00	GOOD	N/A	N/A	0	0	1	4	0	0	0	0													
8	3.30	91	0.08	93.00	GOOD	N/A	N/A	3	0	1	4	0	0	0	0													
9	3.68	94	0.08	76.00	GOOD	N/A	N/A	0	0	1	4	0	0	0	0													
10	3.40	91	0.12	89.00	GOOD	N/A	N/A	3	0	1	4	0	0	0	0													
11	3.71	92	0.11	74.00	GOOD	N/A	N/A	3	0	1	3	0	0	0	0													
12	3.69	91	0.12	75.00	GOOD	N/A	N/A	3	0	1	4	0	0	0	0													
13	3.70	92	0.10	74.00	GOOD	N/A	N/A	3	0	1	3	0	0	0	0													
14	3.55	92	0.08	81.00	GOOD	N/A	N/A	3	0	1	3	0	0	0	0													
15	3.32	92	0.09	92.00	GOOD	N/A	N/A	3	0	1	3	0	0	0	0													
16	3.49	93	0.10	84.00	GOOD	N/A	N/A	3	0	1	2	0	0	0	0													
17	3.35	92	0.07	91.00	FAIR	N/A	N/A	3	0	1	3	0	0	0	0													
18	3.73	93	0.07	73.00	GOOD	N/A	N/A	3	0	1	2	0	0	0	0													
AVG	3.36	92	0.10	90.32	GOOD	N/A	N/A	2	0	1	4	0	0	0	0													

9 OCCURS	LSHL WDTN (FT)	RDWY WDTN (FT)	RSHL WDTN (FT)	OIL/CON TYPE	CLS AGG	COST THOUS	DSN LFE	PCN	SUB	H
DPNTH (IN)										
GRADE		32.0				1951	195			
5.0 AGGREGATE BASE		29.0				1958				
2.0 STABILIZED BASE		28.0				1958				
2.5 HOT BIT PAVEMENT		24.0		150-200		1958	297	20		
DISTRICT CHIP SEAL		24.0		MC-3000		1991	186			
3.0 HOT BIT PAVEMENT		24.0		PG 58-28	27	2001	1747	20	13107	1
FEDERAL AID CHIP SEAL		24.0		MC-3000	43	2003	189		15282	1
-.8 MICROMILL		24.5				2017	792		21900	1
MICROSURFACING		24.5			MC	2017		7	21900	1

NDDOT RIMS HIGHWAY PROJECTS - HIGHWAY COMPONENTS
 HIGHWAY COMPONENTS DISTRICT INFO BOOK
 FOR BISMARCK DISTRICT

ENGLISH

D	HWY	S	D	FROM REF	FROM PT	TO REF	TO PT	LENGTH (XX)	LEFT SHLDR WIDTH	DRVNG LANE WIDTH	RIGHT SHLDR WIDTH	SURF DPTH	BASE DPTH	GRAD WIDTH	FIN WIDTH	TAADT	AAADT	ESALS	PAV AGE	EFF PAV AGE	LAST YEAR SEAL	PVMT TYPE	PVMT DESC	HWY PTY	FRT LVL	INTL CONS	PREV CONS	LTST CONS	LTST REHAB
1	34	E		18.000	0.5860	21.000	0.9600	3.3720		24.5		6.7	6.0	40.0	24.5	70	340 2022	52	23	20	2017	FLEX	ASPHT	RCL	3	2001	2017	2017	MICROSURFACI
CO LINE E TO W OF NAPOLEON																		2014	DIST	88	RIDE	3.62	PRPI	GOOD	IRI	78			
SEALED 1985.																		2015	DIST	89	RIDE	3.54	PRPI	GOOD	IRI	82			
																		2016	DIST	87	RIDE	3.42	PRPI	GOOD	IRI	87			
																		2017	DIST	87	RIDE	3.62	PRPI	GOOD	IRI	78			
																		2018	DIST	98	RIDE	3.97	PRPI	GOOD	IRI	62			
																		2019	DIST	94	RIDE	3.83	PRPI	GOOD	IRI	68			
																		2020	DIST	95	RIDE	4.08	PRPI	GOOD	IRI	57			
																		2021	DIST	92	RIDE	3.75	PRPI	GOOD	IRI	72			
																		2022	DIST	92	RIDE	3.94	PRPI	GOOD	IRI	63			
																		2023	DIST	92	RIDE	3.63	PRPI	GOOD	IRI	78			

REF PT	RIDE	DST	RUT (IN)	IRI IN/MI	PRPI	AVG NUM (2023) FLT	AC	BLD	LC	TC	BC	RW	BP	RT
19	3.58	92	0.10	80.00	GOOD	N/A	N/A	3	0	1	3	0	0	0
20	3.56	92	0.11	81.00	GOOD	N/A	N/A	3	0	1	3	0	0	0
21	3.74	92	0.10	73.00	GOOD	N/A	N/A	3	0	1	3	0	0	0
AVG	3.63	92	0.10	78.00	GOOD	N/A	N/A	3	0	1	3	0	0	0

9 OCCURS	LSHL WIDTH (FT)	RDWY WIDTH (FT)	RSHL WIDTH (FT)	OIL/CON TYPE	CLS AGG	YEAR	COST THOUS	DSN LFE	PCN	SUB	H
GRADE		40.0				1983	314				
6.0 AGGREGATE BASE		34.0				1984					
2.0 RECYCLED HOT BIT PAVMNT		27.0		200-300		1984	175	10			
2.0 RECYCLED HOT BIT PAVMNT		27.0		200-300		1985	175	20			
DISTRICT CHIP SEAL		24.0		MC-3000		1991	34				
3.5 HOT BIT PAVEMENT		24.0		PG 58-28	27	2001	317	20	13107		1
FEDERAL AID CHIP SEAL		24.0		MC-3000	43	2003	34		15282		1
-.8 MICROMILL		24.5				2017	144		21900		1
MICROSURFACING		24.5		MC		2017		7	21900		1

ENGLISH

D	HWY	S	D	FROM REF	FROM PT	TO REF	TO PT	LENGTH	LEFT SHLDR WIDTH	DRVNG LANE WIDTH	RIGHT SHLDR WIDTH	SURF DPTH	BASE DPTH	GRAD WIDTH	FIN WIDTH	TAADT	AAADT	ESALS	PAV AGE	EFF PAV AGE	LAST YEAR SEAL	PVMT TYPE	PVMT DESC	HWY PTY	FRT LVL	INTL CONS	PREV CONS	LTST CONS	LTST REHAB
1	34	E		26.073	0.0000	34.000	0.3730	8.2986	1.0	24.0	1.0	2.0	7.0	34.0	26.0	65	350	46	63	23	2014	FLEX	ASPHT	RCL	3	1961	2011	2011	F CHIP SEAL
JCT ND 3 E 8.3 MILES																	2014	DIST 93	RIDE 4.11	PRPI	GOOD	IRI	56						
ROAD IS ALL CRACKS AND THE HIGH LOAD RESTRICTION IN THE SPRING OF 1979 DID MUCH DAMAGE TO THIS SECTION. TOO DRY A MAT. SEALED 1961. SPOT SEALED 1963, 1964 AND 1968. SEALED 1972 AND 1983.																	2015	DIST 90	RIDE 4.12	PRPI	GOOD	IRI	55						
																	2016	DIST 90	RIDE 4.10	PRPI	GOOD	IRI	56						
																	2017	DIST 86	RIDE 4.12	PRPI	GOOD	IRI	55						
																	2018	DIST 93	RIDE 4.04	PRPI	GOOD	IRI	59						
																	2019	DIST 92	RIDE 4.13	PRPI	GOOD	IRI	55						
																	2020	DIST 92	RIDE 4.11	PRPI	GOOD	IRI	56						
																	2021	DIST 91	RIDE 4.07	PRPI	GOOD	IRI	57						
																	2022	DIST 92	RIDE 3.97	PRPI	GOOD	IRI	62						
																	2023	DIST 91	RIDE 3.93	PRPI	GOOD	IRI	64						

REF PT	RIDE	DST	RUT (IN)	IRI IN/MI	PRPI	AVG NUM (2023) FLT	AC	BLD	LC	TC	BC	RW	BP	RT
26	3.82	92	0.09	69.00	GOOD	N/A	N/A	3	0	1	3	0	0	0
27	4.27	91	0.09	49.00	GOOD	N/A	N/A	3	0	1	4	0	0	0
28	4.27	92	0.08	49.00	GOOD	N/A	N/A	3	0	1	3	0	0	0
29	4.29	91	0.09	48.00	GOOD	N/A	N/A	3	0	1	4	0	0	0
30	4.09	91	0.08	57.00	GOOD	N/A	N/A	3	0	1	4	0	0	0
31	3.69	91	0.10	75.00	GOOD	N/A	N/A	3	0	1	4	0	0	0
32	3.83	91	0.08	68.00	GOOD	N/A	N/A	3	0	1	4	0	0	0
33	3.49	92	0.08	84.00	GOOD	N/A	N/A	3	0	1	3	0	0	0
34	3.62	91	0.07	78.00	GOOD	N/A	N/A	3	0	1	4	0	0	0
AVG	3.93	91	0.08	64.11	GOOD	N/A	N/A	3	0	1	4	0	0	0

7 OCCURS	LSHL WIDTH (IN)	RDWY WIDTH (FT)	RSHL WIDTH (FT)	OIL/CON TYPE	CLS AGG	COST THOUS	DSN LFE	PCN	SUB	H
GRADE	34.0					1958	96			
5.0 AGGREGATE BASE		31.0				1961				
2.0 HOT BIT PAVEMENT		30.0		150-200		1961	107	20		
CONTRACT CHIP SEAL		26.0		MC-3000		1991	66			
DISTRICT CHIP SEAL	3.0	24.0	3.0	MC-3000	43	2003	194			
2.0 HOT BIT PAVEMENT		26.0		PG 58-28	29	2011	875	10	15900	1
FEDERAL AID CHIP SEAL		26.0		CRS2P	41	2014	276		18051	1

ENGLISH

D	HWY	S	D	FROM REF	FROM PT	TO REF	TO PT	LENGTH (XX)	LEFT SHLDR WIDTH	DRVNG LANE WIDTH	RIGHT SHLDR WIDTH	SURF DPTH	BASE DPTH	GRAD WDTN	FIN WDTN	TAADT	AADT	ESALS	PAV AGE	EFF PAV AGE	LAST YEAR SEAL	PVMT TYPE	PVMT DESC	HWY PTY	FRT LVL	INTL CONS	PREV CONS	LTST CONS	LTST REHAB																																																																														
1	34	E		34.000	0.3730	45.208	0.0000	10.6690	1.0	24.0	1.0	2.0	7.0	34.0	26.0	51	139 2022	35	63	23	2014	FLEX	ASPHT	RCL	3	1961	2011	2011	F CHIP SEAL																																																																														
8.3 MILES E JCT 3 E TO S JCT ND 30																		2014	DIST	92	RIDE	3.97	PRPI	GOOD	IRI	62	2015	DIST	89	RIDE	3.97	PRPI	GOOD	IRI	62	2016	DIST	89	RIDE	3.95	PRPI	GOOD	IRI	63	2017	DIST	86	RIDE	3.96	PRPI	GOOD	IRI	62	2018	DIST	93	RIDE	3.85	PRPI	GOOD	IRI	67	2019	DIST	93	RIDE	3.97	PRPI	GOOD	IRI	62	2020	DIST	93	RIDE	3.86	PRPI	GOOD	IRI	67	2021	DIST	90	RIDE	3.89	PRPI	GOOD	IRI	66	2022	DIST	93	RIDE	3.69	PRPI	GOOD	IRI	75	2023	DIST	92	RIDE	3.73	PRPI	GOOD	IRI	73
SEALING 1972 AND 1983. WE LOST MOST OF 1983 SAND SEAL BECAUSE OF DRY MAT. REQUIRING MORE PATCHING EVERY YEAR. MORE GRAIN BEING HAULED BECAUSE OF UNIT TRAINS AT NAPOLEON. SPRING BREAKUP IN 1987. 2011 PCN 17539 - RAMP REMOVAL, WIDENING AND TURN LANES CONSTRUCTION OF RECOVERY APPROACH STATION 2374+80.45 TO 2386+98.24																																																																																																											

REF PT	RIDE	DST	RUT (IN)	IRI IN/MI	PRPI	AVG NUM FLT	(2023) FLT	AVERAGE BLD	RIDE LC	DISTRESS TC	& BC	RUT RW	BP	RT	
35	3.34	89	0.09	91.00	GOOD	N/A	N/A	3	0	1	4	0	0	2	0
36	3.69	92	0.11	75.00	GOOD	N/A	N/A	3	0	0	4	0	0	0	0
37	3.53	90	0.10	83.00	GOOD	N/A	N/A	3	0	1	5	0	0	0	0
38	3.73	95	0.10	73.00	GOOD	N/A	N/A	0	0	1	3	0	0	0	0
39	3.33	94	0.10	91.00	GOOD	N/A	N/A	0	0	0	3	0	0	2	0
40	3.48	93	0.09	85.00	GOOD	N/A	N/A	3	0	0	3	0	0	0	0
41	3.90	92	0.09	65.00	GOOD	N/A	N/A	3	0	1	3	0	0	0	0
42	4.13	91	0.10	55.00	GOOD	N/A	N/A	3	0	1	4	0	0	0	0
43	4.20	92	0.09	52.00	GOOD	N/A	N/A	3	0	1	3	0	0	0	0
44	3.98	92	0.10	62.00	GOOD	N/A	N/A	3	0	1	3	0	0	0	0
45	N/A	NA	N/A	N/A	N/A	N/A	N/A	N/A	N/A	N/A	N/A	N/A	N/A	N/A	N/A
AVG	3.73	92	0.10	73.20	GOOD	N/A	N/A	2	0	1	4	0	0	0	0

7 OCCURS	LSHL WDTN (FT)	RDWY WDTN (FT)	RSHL WDTN (FT)	OIL/CON TYPE	CLS AGG	COST YEAR	DSN THOUS	LFE	PCN	SUB	H
5.0 AGGREGATE BASE		32.0				1952	176				
2.0 HOT BIT PAVEMENT		29.0				1961					
CONTRACT CHIP SEAL		28.0		150-200		1961	79	20			
DISTRICT CHIP SEAL	3.0	26.0		MC-3000		1991	87				
2.0 HOT BIT PAVEMENT		24.0	3.0	MC-3000	43	2003					
FEDERAL AID CHIP SEAL		26.0		PG 58-28	29	2011	1125	10	15900	1	
		26.0		CRS2P	41	2014	355		18051	1	

ENGLISH

D	HWY	S	D	FROM REF	FROM OFFSET	TO REF	TO OFFSET	LENGTH	LEFT SHLDR	DRVNG LANE	RIGHT SHLDR	SURF DPTH	BASE DPTH	GRAD WDTN	FIN WDTN	TAADT	AADT	ESALS	PAV AGE	EFF PAV AGE	LAST YEAR SEAL	PVMT TYPE	PVMT DESC	HWY PTY	FRT LVL	INTL CONS	PREV CONS	LTST CONS	LTST REHAB
1	36	E		0.000	0.0000	23.907	0.0000	23.9121	2.5	24.0	2.5	7.3	3.0	38.0	34.0	133	403 2022	100	50	14	2022	FLEX	ASPHT	RCR	2	1974	2020	2020	F CHIP SEAL
WILTON EAST TO JCT 14 WING																													
																			2014	DIST	86	RIDE	3.48	PRPI	GOOD	IRI	85		
																			2015	DIST	86	RIDE	3.33	PRPI	FAIR	IRI	92		
																			2016	DIST	88	RIDE	3.24	PRPI	GOOD	IRI	97		
																			2017	DIST	80	RIDE	2.93	PRPI	GOOD	IRI	112		
																			2018	DIST	95	RIDE	2.94	PRPI	GOOD	IRI	113		
																			2019	DIST	90	RIDE	2.89	PRPI	POOR	IRI	115		
																			2020	DIST	89	RIDE	2.83	PRPI	POOR	IRI	119		
																			2021	DIST	98	RIDE	4.13	PRPI	GOOD	IRI	55		
																			2022	DIST	97	RIDE	3.99	PRPI	GOOD	IRI	61		
																			2023	DIST	97	RIDE	4.02	PRPI	GOOD	IRI	60		

REF PT	RIDE	DST	RUT (IN)	IRI IN/MI	PRPI	AVG NUM (2023) FLT	AC	AVERAGE BLD	RIDE, DISTRESS & RUT LC	TC	BC	RW	BP	RT	
0	3.65	97	0.09	77.00	GOOD	N/A	N/A	0	0	0	2	0	0	0	0
1	3.99	97	0.11	62.00	GOOD	N/A	N/A	0	0	0	2	0	0	0	0
2	4.11	97	0.12	56.00	GOOD	N/A	N/A	0	0	0	2	0	0	0	0
3	3.97	97	0.11	63.00	GOOD	N/A	N/A	0	0	0	2	0	0	0	0
4	3.85	97	0.11	68.00	GOOD	N/A	N/A	0	0	0	2	0	0	0	0
5	4.00	97	0.14	61.00	GOOD	N/A	N/A	0	0	0	2	0	0	0	0
6	4.03	97	0.12	60.00	GOOD	N/A	N/A	0	0	0	2	0	0	0	0
7	4.19	96	0.14	52.00	GOOD	N/A	N/A	0	0	0	3	0	0	0	0
8	4.19	97	0.14	52.00	GOOD	N/A	N/A	0	0	0	2	0	0	0	0
9	4.08	97	0.14	57.00	GOOD	N/A	N/A	0	0	0	2	0	0	0	0
10	3.81	97	0.11	69.00	GOOD	N/A	N/A	0	0	0	2	0	0	0	0
11	4.00	97	0.10	61.00	GOOD	N/A	N/A	0	0	0	2	0	0	0	0
12	3.99	97	0.11	61.00	GOOD	N/A	N/A	0	0	0	2	0	0	0	0
13	4.12	97	0.14	56.00	GOOD	N/A	N/A	0	0	0	2	0	0	0	0
14	4.07	97	0.13	58.00	GOOD	N/A	N/A	0	0	0	2	0	0	0	0
15	4.15	97	0.13	55.00	GOOD	N/A	N/A	0	0	0	2	0	0	0	0
16	3.96	95	0.12	63.00	GOOD	N/A	N/A	0	0	1	3	0	0	0	0
17	3.90	97	0.10	65.00	GOOD	N/A	N/A	0	0	0	2	0	0	0	0
18	4.03	96	0.13	60.00	GOOD	N/A	N/A	0	0	0	3	0	0	0	0
19	4.19	97	0.13	53.00	GOOD	N/A	N/A	0	0	0	2	0	0	0	0
20	4.37	97	0.13	44.00	GOOD	N/A	N/A	0	0	0	2	0	0	0	0
21	4.18	97	0.11	53.00	GOOD	N/A	N/A	0	0	0	2	0	0	0	0
22	4.26	96	0.11	49.00	GOOD	N/A	N/A	0	0	0	3	0	0	0	0
23	3.45	97	0.11	86.00	GOOD	N/A	N/A	0	0	1	2	0	0	0	0
AVG	4.02	97	0.12	60.04	GOOD	N/A	N/A	0	0	0	2	0	0	0	0

14 OCCURS	LSHL WDTN	RDWY WDTN	RSHL WDTN	OIL/CON TYPE	CLS AGG	YEAR	COST THOUS	DSN LFE	PCN	SUB	H
3.0 GRADE		38.0				1972	382				
3.0 TRAFFIC SERVICE GRAVEL		24.0				1972					
3.0 PLANT MIX BIT BASE		34.0		SC-3000		1974					
2.0 HOT BIT PAVEMENT		24.0		SC-3000		1974	943	20			
DISTRICT CHIP SEAL		24.0		MC-3000		1993	80				
INT CONT PATCH-1.25"		24.0		PG 58-28	27	2001			13997	1	
DISTRICT CHIP SEAL	3.0	24.0	3.0	MC-3000	43	2003					
INT CONT PATCH-1.25"		24.0		PG 58-28	27	2008	578		17349	1	
INT CONT PATCH-2.0"		25.0		PG 58-28	29	2010			18703	1	
FEDERAL AID CHIP SEAL		25.0		CRS2P	41	2014	868		19741	1	
-1.0 MILLING		24.0				2020			22217	1	
WIDENING	5.0		5.0		05	2020			22217	1	
3.0 RAP-SUPERPAVE FAA 43	2.5	24.0	2.5	PG 58S28	SP	2020	5248	10	22217	1	
FEDERAL AID CHIP SEAL		29.0		CRS2P	41	2022	1147		23447	1	

ENGLISH

D	HWY	S	D	FROM REF	FROM PT	FROM OFFSET (XX)	TO REF	TO PT	TO OFFSET (XX)	LENGTH (XX)	LEFT SHLDR WIDTH	DRVNG LANE WIDTH	RIGHT SHLDR WIDTH	SURF DPTH	BASE DPTH	GRAD WIDTH	FIN WIDTH	TAADT	AAADT	ESALS	PAV AGE	EFF PAV AGE	LAST YEAR SEAL	PVMT TYPE	PVMT DESC	HWY PTY	FRT LVL	INTL CONS	PREV CONS	LTST CONS	LTST REHAB																						
1	36	E		23.907	0.0000		37.000	0.7160		13.8017	5.0	24.0	5.0	5.3	4.0	38.0	34.0	90	307 2022	57	49	44	2015	FLEX	ASPHT	RCL	3	1975	1975	1975	C CHIP SEAL																						
WING EAST TO TUTTLE																				2014	DIST	93	RIDE	4.22	PRPI	GOOD	IRI	50																									
																				2015	DIST	91	RIDE	4.03	PRPI	GOOD	IRI	60																									
																				2016	DIST	91	RIDE	4.09	PRPI	GOOD	IRI	56																									
																				2017	DIST	89	RIDE	3.92	PRPI	GOOD	IRI	64																									
																				2018	DIST	95	RIDE	3.92	PRPI	GOOD	IRI	64																									
																				2019	DIST	92	RIDE	3.92	PRPI	GOOD	IRI	64																									
																				2020	DIST	91	RIDE	3.91	PRPI	GOOD	IRI	65																									
																				2021	DIST	90	RIDE	3.62	PRPI	GOOD	IRI	78																									
																				2022	DIST	91	RIDE	3.72	PRPI	GOOD	IRI	73																									
																				2023	DIST	90	RIDE	3.46	PRPI	GOOD	IRI	85																									

REF PT	RIDE	DST	RUT (IN)	IRI IN/MI	PRPI	AVG NUM (2023)	FLT	FLT	AC	AVERAGE	BLD	LC	TC	BC	RW	BP	RT	RIDE, DISTRESS & RUT
24	2.90	90	0.14	112.00	POOR	N/A	N/A	3	0	3	3	0	0	0	0	0	0	
25	3.34	91	0.14	91.00	GOOD	N/A	N/A	3	0	3	2	0	0	0	0	0	0	
26	3.46	89	0.14	86.00	GOOD	N/A	N/A	3	0	2	3	0	0	0	0	2	0	
27	3.42	91	0.17	87.00	GOOD	N/A	N/A	3	0	3	2	0	0	0	0	0	0	
28	3.07	91	0.13	104.00	POOR	N/A	N/A	3	0	3	2	0	0	0	0	0	0	
29	3.59	92	0.16	79.00	GOOD	N/A	N/A	3	0	1	3	0	0	0	0	0	0	
30	3.88	91	0.12	66.00	GOOD	N/A	N/A	3	0	2	3	0	0	0	0	0	0	
31	2.87	85	0.17	114.00	FAIR	N/A	N/A	3	0	3	2	0	0	0	0	0	6	
32	3.54	90	0.13	82.00	GOOD	N/A	N/A	3	0	1	3	0	0	0	0	2	0	
33	3.60	91	0.16	79.00	GOOD	N/A	N/A	3	0	2	3	0	0	0	0	0	0	
34	3.45	91	0.12	86.00	GOOD	N/A	N/A	3	0	2	3	0	0	0	0	0	0	
35	3.74	92	0.14	72.00	GOOD	N/A	N/A	3	0	1	3	0	0	0	0	0	0	
36	3.80	92	0.09	70.00	GOOD	N/A	N/A	3	0	1	3	0	0	0	0	0	0	
37	3.82	90	0.10	69.00	GOOD	N/A	N/A	3	0	2	4	0	0	0	0	0	0	
AVG	3.46	90	0.14	85.50	GOOD	N/A	N/A	3	0	2	3	0	0	0	0	0	0	

12 OCCURS	DEPTH (IN)	COMPONENTS	L SHL WIDTH (FT)	RDWY WIDTH (FT)	RS HL WIDTH (FT)	OIL/CON TYPE	CLS AGG	YEAR	COST THOUS	DSN LFE	PCN	SUB	H
		GRADE		38.0				1970	331				
	4.0	BITUMINOUS BASE		34.0		SM-K		1971	196				
	2.0	HOT BIT PAVEMENT		24.0		200-300		1975	297	20			
		CONTRACT CHIP SEAL		24.0		MC-3000		1990	109				
		INT CONT PATCH-1.25"		24.0		120-150		1995	79				
		INT MTCE PATCH-1.25"		24.0		120-150		1996	193	4			
		DISTRICT CHIP SEAL	5.0	24.0	5.0	MC-3000	43	2000	113				
		INT CONT PATCH-1.25"		24.0		PG 58-28	27	2003	178		15365		1
		INT CONT PATCH-1.25"	5.0	24.0	5.0	PG 58-28	27	2004	286		15785		1
		DISTRICT CHIP SEAL	1.5	24.0	1.5	MC-3000	43	2006	126				
		INT CONT PATCH-2.0"		25.0		PG 58-28	29	2010			18702		1
		CONTRACT CHIP SEAL		25.0		CRS2P	41	2015	424		20997		1

ENGLISH

D	HWY	S	D	FROM REF	FROM PT	TO REF	TO PT	LENGTH (XX)	LEFT SHLDR WIDTH	DRVNG LANE WIDTH	RIGHT SHLDR WIDTH	SURF DPTH	BASE DPTH	GRAD WIDTH	FIN WIDTH	TAADT	AAADT	ESALS	PAV AGE	EFF PAV AGE	LAST YEAR SEAL	PVMT TYPE	PVMT DESC	HWY PTY	FRT LVL	INTL CONS	PREV CONS	LTST CONS	LTST REHAB																																																																														
1	36	E		37.000	0.7160	38.916	0.0000	1.1970	3.0	24.0	3.0	4.0	7.0	32.0	30.0	90	300 2022	57	49	49	2015	FLEX	ASPHT	RCL	3	1975	1975	1975	C CHIP SEAL																																																																														
TUTTLE TO JCT 3																		2014	DIST	82	RIDE	3.89	PRPI	GOOD	IRI	66	2015	DIST	82	RIDE	3.70	PRPI	GOOD	IRI	74	2016	DIST	82	RIDE	3.72	PRPI	GOOD	IRI	74	2017	DIST	85	RIDE	3.59	PRPI	GOOD	IRI	79	2018	DIST	94	RIDE	3.65	PRPI	GOOD	IRI	77	2019	DIST	91	RIDE	3.66	PRPI	GOOD	IRI	77	2020	DIST	91	RIDE	3.57	PRPI	GOOD	IRI	80	2021	DIST	89	RIDE	3.34	PRPI	GOOD	IRI	91	2022	DIST	89	RIDE	3.37	PRPI	GOOD	IRI	89	2023	DIST	91	RIDE	3.41	PRPI	GOOD	IRI	88

REF PT	RIDE	DST	RUT (IN)	IRI IN/MI	PRPI	AVG NUM (2023) FLT	AC	BLD	LC	TC	BC	RW	BP	RT
38	3.41	91	0.09	88.00	GOOD	N/A	N/A	3	0	2	3	0	0	0
AVG	3.41	91	0.09	88.00	GOOD	N/A	N/A	3	0	2	3	0	0	0

11 OCCURS DPTH (IN)	COMPONENTS	LSHL WIDTH (FT)	RDWY WIDTH (FT)	RSHL WIDTH (FT)	OIL/CON TYPE	CLS AGG	YEAR	COST THOUS	DSN LFE	PCN	SUB	H
	GRADED BY OTHERS		32.0				1958					
7.0	EMULSIFIED BASE		28.0		SS-1		1959					
2.0	HOT BIT PAVEMENT		24.0		150-200		1959	31	20			
2.0	HOT BIT PAVEMENT		24.0		200-300		1975	30	20			
	CONTRACT CHIP SEAL		24.0		MC-3000		1990	9				
	INT CONT PATCH-1.25"		24.0		120-150		1995	46				
	DISTRICT CHIP SEAL	2.0	24.0	2.0	MC-3000	43	2000	10				
	INT CONT PATCH-1.25"	3.0	24.0	3.0	PG 58-28	27	2004	44		15785		1
	DISTRICT CHIP SEAL	1.5	24.0	1.5	MC-3000	43	2006	11				
	INT CONT PATCH-2.0"		25.0		PG 58-28	29	2010			18702		1
	CONTRACT CHIP SEAL		25.0		CRS2P	41	2015	37		20997		1

ENGLISH

D	HWY	S	D	FROM REF	FROM OFFSET (XX)	TO REF	TO OFFSET (XX)	LENGTH (XX)	LEFT SHLDR WIDTH	DRVNG LANE WIDTH	RIGHT SHLDR WIDTH	SURF DPTH	BASE DPTH	GRAD WDTN	FIN WDTN	TAADT	AADT	ESALS	PAV AGE	PAV AGE	LAST YEAR SEAL	PVMT TYPE	PVMT DESC	HWY PTY	FRT LVL	INTL CONS	PREV CONS	LTST CONS	LTST REHAB																																																											
1	36	E		38.916	0.0000	48.000	0.1160	9.2017	5.0	24.0	5.0	5.0	3.0	38.0	34.0	44	215 2022	27	2	2		FLEX	ASPHT	RCL	3	2022	2022	2022	RAP-FAA 42																																																											
JCT 3-TUTTLE E TO ROBINSON																			2014	DIST 88	RIDE 4.01	PRPI	GOOD	IRI	60	2015	DIST 89	RIDE 3.86	PRPI	GOOD	IRI	67	2016	DIST 89	RIDE 3.95	PRPI	GOOD	IRI	63	2017	DIST 89	RIDE 3.76	PRPI	GOOD	IRI	72	2018	DIST 93	RIDE 3.79	PRPI	GOOD	IRI	70	2019	DIST 91	RIDE 3.75	PRPI	GOOD	IRI	72	2020	DIST 90	RIDE 3.79	PRPI	GOOD	IRI	70	2021	DIST 90	RIDE 3.56	PRPI	GOOD	IRI	81	2022	DIST 99	RIDE 4.51	PRPI	GOOD	IRI	38	2023	DIST 94	RIDE 4.57	PRPI	GOOD	IRI	36

REF PT	RIDE	DST	RUT (IN)	IRI IN/MI	PRPI	AVG NUM (2023) AVERAGE RIDE, DISTRESS & RUT																										
FLT	FLT	AC	BLD	LC	TC	BC	RW	BP	RT																							
39	4.53	92	0.09	37.00	GOOD	N/A	N/A	3	0	1	3	0	0	0	0	0	0	0	0	0	0	0	0	0	0	0	0	0	0	0	0	0
40	4.61	93	0.09	34.00	GOOD	N/A	N/A	3	0	1	2	0	0	0	0	0	0	0	0	0	0	0	0	0	0	0	0	0	0	0	0	0
41	4.63	92	0.08	33.00	EXCL	N/A	N/A	3	0	1	3	0	0	0	0	0	0	0	0	0	0	0	0	0	0	0	0	0	0	0	0	0
42	4.82	92	0.08	25.00	EXCL	N/A	N/A	3	0	1	3	0	0	0	0	0	0	0	0	0	0	0	0	0	0	0	0	0	0	0	0	0
43	4.68	91	0.08	31.00	EXCL	N/A	N/A	3	0	2	3	0	0	0	0	0	0	0	0	0	0	0	0	0	0	0	0	0	0	0	0	0
44	4.71	97	0.08	30.00	EXCL	N/A	N/A	0	0	0	2	0	0	0	0	0	0	0	0	0	0	0	0	0	0	0	0	0	0	0	0	0
45	4.64	97	0.08	33.00	EXCL	N/A	N/A	0	0	0	2	0	0	0	0	0	0	0	0	0	0	0	0	0	0	0	0	0	0	0	0	0
46	4.52	94	0.09	38.00	GOOD	N/A	N/A	3	0	0	2	0	0	0	0	0	0	0	0	0	0	0	0	0	0	0	0	0	0	0	0	0
47	4.38	96	0.07	44.00	GOOD	N/A	N/A	0	0	1	2	0	0	0	0	0	0	0	0	0	0	0	0	0	0	0	0	0	0	0	0	0
48	4.15	93	0.11	55.00	GOOD	N/A	N/A	3	0	1	2	0	0	0	0	0	0	0	0	0	0	0	0	0	0	0	0	0	0	0	0	0
AVG	4.57	94	0.09	36.00	GOOD	N/A	N/A	2	0	1	2	0	0	0	0	0	0	0	0	0	0	0	0	0	0	0	0	0	0	0	0	0

9 OCCURS		LSHL WDTN	RDWY WDTN	RSHL WDTN	OIL/CON TYPE	CLS AGG	YEAR	COST THOUS	DSN LFE	PCN	SUB	H
DPTH (IN)	COMPONENTS	(FT)	(FT)	(FT)								
	GRADE		38.0				1971	347				
3.0	PLANT MIX BIT BASE		34.0		200-300		1973					
2.0	HOT BIT PAVEMENT		24.0		200-300		1973	359	20			
	CONTRACT CHIP SEAL		24.0		HFMS-2		1988	77				
	DISTRICT CHIP SEAL	5.0	24.0	5.0	MC-3000	43	2000	76				
2.0	HBP-SUPERPAVE-FAA 40		24.0		PG 58-28	SP	2007	1028	20	15049	1	
	SLURRY SEAL		24.0		CRS2P	SS	2010	325		17681	1	
-1.0	MILLING		25.0				2022			23188	1	
2.0	RAP-SUPERPAVE FAA 42		24.0		PG 58S28	SP	2022	12512	72	23188	1	

NDDOT RIMS HIGHWAY PROJECTS - HIGHWAY COMPONENTS
HIGHWAY COMPONENTS DISTRICT INFO BOOK
FOR BISMARCK DISTRICT

ENGLISH

D	HWY	S	D	FROM REF	FROM PT	TO REF	TO PT	LENGTH (XX)	LEFT SHLDR WIDTH	DRVNG LANE WIDTH	RIGHT SHLDR WIDTH	SURF DPTH	BASE DPTH	GRAD WIDTH	FIN WIDTH	TAADT	AAADT	ESALS	PAV AGE	EFF PAV AGE	LAST YEAR SEAL	PVMT TYPE	PVMT DESC	HWY PTY	FRT LVL	INTL CONS	PREV CONS	LTST CONS	LTST REHAB
1	36	E		48.000	0.1160	53.000	0.0000	4.8817	5.0	24.0	5.0	6.0	2.0	38.0	34.0	45	234 2022	27	17	15		FLEX	ASPHT	RCL	3	2007	2022	2022	RAP-FAA 42
ROBINSON E TO 3MI W OF LAKE WILLIAMS																		2014	DIST 89	RIDE 3.81	PRPI	GOOD	IRI	69					
																		2015	DIST 87	RIDE 3.57	PRPI	GOOD	IRI	80					
																		2016	DIST 89	RIDE 3.68	PRPI	GOOD	IRI	75					
																		2017	DIST 86	RIDE 3.39	PRPI	GOOD	IRI	89					
																		2018	DIST 93	RIDE 3.37	PRPI	GOOD	IRI	90					
																		2019	DIST 91	RIDE 3.30	PRPI	GOOD	IRI	93					
																		2020	DIST 88	RIDE 3.23	PRPI	GOOD	IRI	96					
																		2021	DIST 90	RIDE 3.09	PRPI	GOOD	IRI	103					
																		2022	DIST 99	RIDE 4.27	PRPI	GOOD	IRI	49					
																		2023	DIST 97	RIDE 4.34	PRPI	GOOD	IRI	46					

1997 RIPRAP PLACED AT ROUND LAKE AT THE KIDDER/STUTSMAN COUNTY LINE.

REF PT	RIDE	DST	RUT (IN)	IRI IN/MI	PRPI	AVG NUM (2023)		AVERAGE RIDE, DISTRESS & RUT									
PT						FLT	AC	BLD	LC	TC	BC	RW	BP	RT			
49	4.11	97	0.10	56.00	GOOD	N/A	N/A	0	0	0	2	0	0	0			
50	4.28	97	0.10	49.00	GOOD	N/A	N/A	0	0	1	1	0	0	0			
51	4.44	97	0.09	41.00	GOOD	N/A	N/A	0	0	0	2	0	0	0			
52	4.51	97	0.10	39.00	GOOD	N/A	N/A	0	0	0	2	0	0	0			
AVG	4.34	97	0.10	46.25	GOOD	N/A	N/A	0	0	0	2	0	0	0			

10 OCCURS	DEPTH (IN)	COMPONENTS	LSHL WIDTH (FT)	RDWY WIDTH (FT)	RSHL WIDTH (FT)	OIL/CON TYPE	CLS AGG	YEAR	COST THOUS	DSN LFE	PCN	SUB	H
		GRADE		38.0				1973	199				
	2.0	AGGREGATE BASE		36.0				1973					
	3.0	HOT BIT PAVEMENT		35.0		SC-3000		1974		20			
		CONTRACT CHIP SEAL		24.0		HFMS-2		1988	41				
		INT CONT PATCH-1.25"		24.0		120-150		1995	24				
		RIPRAP						1997	32		11623		1
	2.0	HBP-SUPERPAVE-FAA 40		24.0		PG 58-28	SP	2007	545	20	15049		1
		SLURRY SEAL		24.0		CRS2P	SS	2010	172		17681		1
	-1.0	MILLING		24.0				2022			23188		1
	2.0	RAP-SUPERPAVE FAA 42		24.0		PG 58S28	SP	2022	664	7	23188		1

ENGLISH

D	HWY	S	D	FROM REF	FROM PT	TO REF	TO PT	LENGTH	LEFT SHLDR	DRVNG LANE	RIGHT SHLDR	SURF DPTH	BASE DPTH	GRAD WDT	FIN WDT	TAADT	AAADT	ESALS	PAV AGE	PAV AGE	LAST YEAR	PVMT TYPE	PVMT DESC	HWY PTY	FRT LVL	INTL CONS	PREV CONS	LTST CONS	LTST REHAB
1	36	E		53.000	0.0000	62.000	0.2070	9.2032	5.0	24.0	5.0	6.0	2.0	38.0	34.0	78	262 2022	51	50	15		FLEX	ASPHT	RCL	3	1974	2005	2022	RAP-FAA 42
3 MI W OF LAKE WILLIAMS TO CNTY LINE																		2014	DIST	86	RIDE	3.96	PRPI	GOOD	IRI	62			
1997 RIPRAP PLACED AT ROUND LAKE AT THE KIDDER/STUTSMAN COUNTY LINE.																		2015	DIST	89	RIDE	3.83	PRPI	FAIR	IRI	68			
2020 - PCN 22916 INTERMITTENT PATCHING RP 53.7 TO 54.3																		2016	DIST	87	RIDE	3.88	PRPI	GOOD	IRI	66			
																		2017	DIST	86	RIDE	3.74	PRPI	GOOD	IRI	72			
																		2018	DIST	93	RIDE	3.73	PRPI	GOOD	IRI	72			
																		2019	DIST	91	RIDE	3.77	PRPI	GOOD	IRI	71			
																		2020	DIST	90	RIDE	3.68	PRPI	GOOD	IRI	75			
																		2021	DIST	90	RIDE	3.63	PRPI	GOOD	IRI	78			
																		2022	DIST	98	RIDE	4.41	PRPI	GOOD	IRI	43			
																		2023	DIST	94	RIDE	4.56	PRPI	GOOD	IRI	36			

REF PT	RIDE	DST	RUT (IN)	IRI IN/MI	PRPI	AVG NUM (2023) FLT	AC	BLD	LC	TC	BC	RW	BP	RT
53	4.51	98	0.13	38.00	GOOD	N/A	N/A	0	0	0	1	0	0	0
54	4.49	94	0.11	40.00	GOOD	N/A	N/A	3	0	1	1	0	0	0
55	4.58	96	0.09	36.00	GOOD	N/A	N/A	0	0	1	2	0	0	0
56	4.56	94	0.08	36.00	GOOD	N/A	N/A	3	0	0	2	0	0	0
57	4.59	96	0.07	35.00	GOOD	N/A	N/A	0	0	1	2	0	0	0
58	4.66	92	0.07	32.00	EXCL	N/A	N/A	3	0	1	3	0	0	0
59	4.61	90	0.08	34.00	EXCL	N/A	N/A	3	0	3	3	0	0	0
60	4.62	92	0.08	34.00	EXCL	N/A	N/A	3	0	1	3	0	0	0
61	4.53	92	0.08	37.00	GOOD	N/A	N/A	3	0	1	3	0	0	0
62	4.43	98	0.06	42.00	GOOD	N/A	N/A	0	0	0	1	0	0	0
AVG	4.56	94	0.09	36.40	GOOD	N/A	N/A	2	0	1	2	0	0	0

10 OCCURS DPTH (IN)	COMPONENTS	LSHL WDT (FT)	RDWY WDT (FT)	RSHL WDT (FT)	OIL/CON TYPE	CLS AGG	YEAR	COST THOUS	DSN LFE	PCN	SUB	H
	GRADE		38.0				1973	374				
2.0	AGGREGATE BASE		36.0				1973					
3.0	HOT BIT PAVEMENT		35.0		SC-3000		1974		20			
	CONTRACT CHIP SEAL		24.0		HFMS-2		1988	76				
	INT CONT PATCH-1.25"		24.0		120-150		1995	44				
	RIPRAP						1997	60		11623	1	
2.0	HOT BIT PAVEMENT	3.0	24.0	3.0	PG 58-28	27	2005	710	10	15050	1	
	SLURRY SEAL		30.0		CRS2P	SS	2010	325		17681	1	
-1.0	MILLING		31.0				2022			23188	1	
2.0	RAP-SUPERPAVE FAA 42		30.0		PG 58S28	SP	2022	1251	7	23188	1	

ENGLISH

D	HWY	S	D	FROM REF	FROM OFFSET	TO REF	TO OFFSET	LENGTH	LEFT SHLDR	DRVNG LANE	RIGHT SHLDR	SURF DPTH	BASE DPTH	GRAD WDTN	FIN WDTN	TAADT	AADT	ESALS	PAV AGE	EFF AGE	LAST YEAR	PVMT TYPE	PVMT DESC	HWY PTY	FRT LVL	INTL CONS	PREV CONS	LTST CONS	LTST REHAB
1	41	N		0.000	0.0000	12.000	0.0000	12.3361	5.0	24.0	5.0	4.0	7.0	38.0	34.0	117	778 2023	76	63	23	2015	FLEX	ASPHT	RCL	3	1961	2014	2014	C CHIP SEAL
WILTON N TO RPT 12																		2014	DIST	86	RIDE	3.49	PRPI	GOOD	IRI	84			
																		2015	DIST	89	RIDE	4.12	PRPI	GOOD	IRI	55			
																		2016	DIST	89	RIDE	4.23	PRPI	GOOD	IRI	50			
																		2017	DIST	86	RIDE	3.99	PRPI	GOOD	IRI	61			
																		2018	DIST	98	RIDE	4.03	PRPI	GOOD	IRI	59			
																		2019	DIST	96	RIDE	4.05	PRPI	GOOD	IRI	58			
																		2020	DIST	96	RIDE	4.05	PRPI	GOOD	IRI	58			
																		2021	DIST	93	RIDE	3.82	PRPI	GOOD	IRI	69			
																		2022	DIST	94	RIDE	3.87	PRPI	GOOD	IRI	66			
																		2023	DIST	90	RIDE	3.62	PRPI	GOOD	IRI	78			

SOME ROUGH AREAS. SEALED 1961, 1969, 1979 AND 1987. WEAK AREAS ARE SHOWING UP. SPRING BREAKUP IN OUTSIDE WHEEL TRACKS IN SOUTHBOUND LANE-1984. CONSIDERABLE PATCHING IN 1986 AND 2,803 CU YDS IN 1987. A LOT OF FROST HEAVING IN NORTH END. CRACKS SETTILING CAUSING ROUGH RIDE.

REF PT	RIDE	DST	RUT (IN)	IRI IN/MI	PRPI	AVG NUM (2023) AVERAGE RIDE, DISTRESS & RUT												
						FLT	FLT	AC	BLD	LC	TC	BC	RW	BP	RT			
0	2.88	85	0.19	113.00	POOR	N/A	N/A	3	0	1	2	0	0	2	6			
1	3.17	87	0.21	99.00	GOOD	N/A	N/A	3	0	1	2	0	0	0	6			
2	3.82	86	0.19	69.00	GOOD	N/A	N/A	3	0	1	3	0	0	0	6			
3	3.89	87	0.18	66.00	GOOD	N/A	N/A	3	0	0	3	0	0	0	6			
4	3.82	90	0.19	69.00	GOOD	N/A	N/A	0	0	0	3	0	0	0	6			
5	3.85	95	0.18	67.00	GOOD	N/A	N/A	0	0	1	3	0	0	0	0			
6	3.36	89	0.20	90.00	GOOD	N/A	N/A	0	0	0	4	0	0	0	6			
7	3.69	85	0.21	75.00	GOOD	N/A	N/A	3	0	0	3	0	0	2	6			
8	3.80	87	0.20	70.00	GOOD	N/A	N/A	3	0	0	3	0	0	0	6			
9	3.59	96	0.17	79.00	GOOD	N/A	N/A	0	0	0	3	0	0	0	0			
10	3.72	93	0.16	74.00	GOOD	N/A	N/A	3	0	0	3	0	0	0	0			
11	3.79	96	0.15	71.00	GOOD	N/A	N/A	0	0	0	3	0	0	0	0			
AVG	3.62	90	0.19	78.50	GOOD	N/A	N/A	2	0	0	3	0	0	0	4			

11 OCCURS	LSHL WDTN	RDWY WDTN	RSHL WDTN	OIL/CON TYPE	CLS AGG	YEAR	COST THOUS	DSN LFE	PCN	SUB	H
DPTH (IN)											
GRADE		38.0				1959	188				
3.5 AGGREGATE BASE		36.0				1961					
3.5 EMULSIFIED BASE		34.0		SS-1		1961					
2.0 HOT BIT PAVEMENT		24.0		120-150		1961	217	20			
INT MTCE PATCH-1.25"		24.0		SC-800		1994	113				
DISTRICT CHIP SEAL		24.0		MC-3000		1994	72				
INT CONT PATCH-1.25"		24.0		PG 58-28	27	2003	226		15382	1	
INT CONT PATCH-1.25"		24.0		PG 58-28	27	2006			16602	1	
DISTRICT CHIP SEAL	3.0	26.0	3.0	MC-3000	43	2007	177				
2.0 HBP-SUPERPAVE-FAA 42		25.0		PG 58-28	SP	2014	761	7	20592	1	
CONTRACT CHIP SEAL		25.0		CRS2P	41	2015	379		21076	1	

ENGLISH

D	HWY	S	D	FROM REF	FROM PT	FROM OFFSET (XX)	TO REF	TO PT	TO OFFSET (XX)	LENGTH (XX)	LEFT SHLDR WIDTH	DRVNG LANE WIDTH	RIGHT SHLDR WIDTH	SURF DPTH	BASE DPTH	GRAD WIDTH	FIN WIDTH	TAADT	AADT	ESALS	PAV AGE	EFF PAV AGE	LAST YEAR SEAL	PVMT TYPE	PVMT DESC	HWY PTY	FRT LVL	INTL CONS	PREV CONS	LTST CONS	LTST REHAB															
1	41	N		12.000	0.0000		24.995	0.0000		12.9869	5.0	24.0	5.0	4.0	7.0	38.0	34.0	106	527 2023	66	63	23		FLEX	ASPHT	RCL	3	1961	2014	2014	HBP-SUPERPAV															
RPT 12 TO ND 200 MERCER																						2014	DIST 87	RIDE 3.75	PRPI	GOOD	IRI 72																			
																						2015	DIST 91	RIDE 4.24	PRPI	GOOD	IRI 50																			
																						2016	DIST 88	RIDE 4.21	PRPI	GOOD	IRI 51																			
																						2017	DIST 85	RIDE 4.16	PRPI	GOOD	IRI 53																			
																						2018	DIST 97	RIDE 4.06	PRPI	GOOD	IRI 58																			
																						2019	DIST 96	RIDE 4.20	PRPI	GOOD	IRI 52																			
																						2020	DIST 95	RIDE 4.15	PRPI	GOOD	IRI 54																			
																						2021	DIST 93	RIDE 4.05	PRPI	GOOD	IRI 58																			
																						2022	DIST 93	RIDE 3.99	PRPI	GOOD	IRI 61																			
																						2023	DIST 93	RIDE 3.97	PRPI	GOOD	IRI 62																			

SOME ROUGH AREAS. SEALED 1961, 1969, 1979 AND 1987. WEAK AREAS ARE SHOWING UP. SPRING BREAKUP IN OUTSIDE WHEEL TRACKS IN SOUTHBOUND LANE-1984. CONSIDERABLE PATCHING IN 1986 AND 2,803 CU YDS IN 1987. A LOT OF FROST HEAVING IN NORTH END. CRACKS SETTILING CAUSING ROUGH RIDE.

REF PT	RIDE	DST	RUT (IN)	IRI IN/MI	PRPI	AVG NUM (2023) AVERAGE RIDE, DISTRESS & RUT											
FLT	FLT	AC	BLD	LC	TC	BC	RW	BP	RT								
12	3.73	94	0.14	73.00	GOOD	N/A	N/A	0	0	1	4	0	0	0	0		
13	3.67	94	0.13	76.00	GOOD	N/A	N/A	0	0	1	4	0	0	0	0		
14	3.84	95	0.15	68.00	GOOD	N/A	N/A	0	0	1	3	0	0	0	0		
15	3.91	89	0.15	65.00	GOOD	N/A	N/A	3	0	2	3	0	0	2	0		
16	4.02	93	0.15	60.00	GOOD	N/A	N/A	3	0	0	3	0	0	0	0		
17	4.02	92	0.14	60.00	GOOD	N/A	N/A	3	0	0	4	0	0	0	0		
18	4.15	95	0.14	55.00	GOOD	N/A	N/A	0	0	1	3	0	0	0	0		
19	3.99	94	0.14	62.00	GOOD	N/A	N/A	0	0	0	3	0	0	2	0		
20	4.02	93	0.14	60.00	GOOD	N/A	N/A	3	0	0	3	0	0	0	0		
21	4.18	92	0.14	53.00	GOOD	N/A	N/A	3	0	1	3	0	0	0	0		
22	4.02	92	0.16	60.00	GOOD	N/A	N/A	0	0	3	4	0	0	0	0		
23	4.04	88	0.16	59.00	GOOD	N/A	N/A	3	0	4	4	0	0	0	0		
24	4.00	92	0.15	61.00	GOOD	N/A	N/A	3	0	0	4	0	0	0	0		
AVG	3.97	93	0.15	62.46	GOOD	N/A	N/A	2	0	1	3	0	0	0	0		

10 OCCURS	LSHL WIDTH (FT)	RDWY WIDTH (FT)	RSHL WIDTH (FT)	OIL/CON TYPE	CLS AGG	COST YEAR	DSN LFE	PCN	SUB	H
DPTH (IN) COMPONENTS						THOUS				
GRADE		38.0				1959				
3.5 AGGREGATE BASE		36.0				1961				
3.5 EMULSIFIED BASE		34.0		SS-1		1961				
2.0 HOT BIT PAVEMENT		24.0		120-150		1961	229	20		
INT MTCE PATCH-1.25"		24.0		SC-800		1994	119			
DISTRICT CHIP SEAL		24.0		MC-3000		1994	75			
INT CONT PATCH-1.25"		24.0		PG 58-28	27	2003	238	15382	1	
INT CONT PATCH-1.25"		24.0		PG 58-28	27	2006		16602	1	
DISTRICT CHIP SEAL	3.0	26.0	3.0	MC-3000	43	2007	186			
2.0 HBP-SUPERPAVE-FAA 42		25.0		PG 58-28	SP	2014	801	7	20592	1

NDDOT RIMS HIGHWAY PROJECTS - HIGHWAY COMPONENTS
HIGHWAY COMPONENTS DISTRICT INFO BOOK
FOR BISMARCK DISTRICT

ENGLISH

D	HWY	S	D	FROM REF	FROM PT	FROM OFFSET (XX)	TO REF	TO PT	TO OFFSET (XX)	LENGTH (XX)	LEFT SHLDR WIDTH	DRVNG LANE WIDTH	RIGHT SHLDR WIDTH	SURF DPTH	BASE DPTH	GRAD WIDTH	FIN WIDTH	TAADT	AAADT	ESALS	PAV AGE	EFF PAV AGE	LAST YEAR SEAL	PVMT TYPE	PVMT DESC	HWY PTY	FRT LVL	INTL CONS	PREV CONS	LTST CONS	LTST REHAB													
1	41	N		32.995	0.0000		35.000	0.3560		2.3562	6.0	24.0	6.0	5.5	6.0	48.0	36.0	120	960 2023	67	34	20	2017	FLEX	ASPHT	RCR	3	1990	2014	2014	F CHIP SEAL													
JCT 200 N TO TURTLE LAKE																				2014	DIST	91	RIDE	3.98	PRPI	GOOD	IRI	61																
																				2015	DIST	86	RIDE	3.99	PRPI	GOOD	IRI	61																
																				2016	DIST	92	RIDE	3.90	PRPI	GOOD	IRI	65																
																				2017	DIST	92	RIDE	3.71	PRPI	GOOD	IRI	74																
																				2018	DIST	96	RIDE	3.72	PRPI	GOOD	IRI	73																
																				2019	DIST	95	RIDE	3.80	PRPI	GOOD	IRI	69																
																				2020	DIST	95	RIDE	3.76	PRPI	GOOD	IRI	71																
																				2021	DIST	95	RIDE	3.70	PRPI	GOOD	IRI	74																
																				2022	DIST	94	RIDE	3.64	PRPI	GOOD	IRI	77																
																				2023	DIST	96	RIDE	3.63	PRPI	GOOD	IRI	77																

2017 PCN 21899 - SHOULDERS HAVE SEAL COAT APPLIED NO COVER COAT.

REF PT	RIDE	DST	RUT (IN)	IRI IN/MI	PRPI	AVG NUM FLT	(2023) AVG NUM FLT	AVERAGE RIDE	DISTRESS	& RUT	BLD	LC	TC	BC	RW	BP	RT
32	N/A	NA	N/A	N/A	N/A	N/A	N/A	N/A	N/A	N/A	N/A	N/A	N/A	N/A	N/A	N/A	N/A
33	3.59	97	0.12	79.00	GOOD	N/A	N/A	0	0	0	2	0	0	0	0	0	
34	3.63	97	0.13	77.00	GOOD	N/A	N/A	0	0	1	1	0	0	0	0	0	
35	3.68	94	0.12	75.00	GOOD	N/A	N/A	3	0	0	2	0	0	0	0	0	
AVG	3.63	96	0.12	77.00	GOOD	N/A	N/A	1	0	0	2	0	0	0	0	0	

9 OCCURS	DPATH (IN)	COMPONENTS	LSHL WIDTH (FT)	RDWY WIDTH (FT)	RSHL WIDTH (FT)	OIL/CON TYPE	CLS AGG	YEAR	COST THOUS	DSN LFE	PCN	SUB	H
	6.0	AGGREGATE BASE		48.0				1989	289				
	3.5	RECYCLED HOT BIT PAVMNT		43.0		200-300		1989					
	3.5	SALVAGED AGGR BASE	4.5	27.0	4.5			1990	179	20			
		CONTRACT CHIP SEAL		27.0		HFMS-2		1991	19				
		CONTRACT CHIP SEAL		27.0		MC-3000	43	1997	27		1478	1	
		DISTRICT CHIP SEAL		24.0		MC-3000	43	2004	18				
	2.0	HBP-SUPERPAVE-FAA 43		24.0		PG 58-28	SP	2014	301	10	20206	1	
		FEDERAL AID CHIP SEAL		25.0		CRS2P	41	2017	53		21899	1	

ENGLISH

D	HWY	S	D	FROM REF	FROM OFFSET	TO REF	TO OFFSET	LENGTH	LEFT SHLDR WIDTH	DRVNG LANE WIDTH	RIGHT SHLDR WIDTH	SURF DPTH	BASE DPTH	GRAD WIDTH	FIN WIDTH	TAADT	AAADT	ESALS	PAV AGE	EFF PAV AGE	LAST YEAR SEAL	PVMT TYPE	PVMT DESC	HWY PTY	FRT LVL	INTL CONS	PREV CONS	LTST CONS	LTST REHAB																							
1	48	N		0.000	0.0000	9.261	0.0000	9.2514		24.0		4.0	4.0	38.0	24.0	51	614 2022	28	54	18	2023	FLEX	ASPHT	RCL	3	1970	2016	2016	F CHIP SEAL																							
CENTER N TO JCT 200																		2014	DIST	85	RIDE	3.18	PRPI	GOOD	IRI	98																										
2010 PCN 18695 - CHIP SEAL COMPLETED IN THE CITY OF CENTER																		2015	DIST	81	RIDE	2.88	PRPI	GOOD	IRI	115																										
																		2016	DIST	84	RIDE	2.91	PRPI	GOOD	IRI	112																										
																		2017	DIST	93	RIDE	4.02	PRPI	GOOD	IRI	60																										
																		2018	DIST	97	RIDE	3.88	PRPI	GOOD	IRI	66																										
																		2019	DIST	96	RIDE	3.99	PRPI	GOOD	IRI	61																										
																		2020	DIST	96	RIDE	3.92	PRPI	GOOD	IRI	64																										
																		2021	DIST	96	RIDE	3.85	PRPI	GOOD	IRI	68																										
																		2022	DIST	95	RIDE	3.77	PRPI	GOOD	IRI	71																										
																		2023	DIST	95	RIDE	3.73	PRPI	GOOD	IRI	73																										

REF PT	RIDE	DST	RUT (IN)	IRI IN/MI	PRPI	AVG NUM FLT	(2023) FLT	AVERAGE AC	RIDE BLD	DISTRESS LC	& RT TC	BC	RW	BP	RT
0	3.20	88	0.14	97.00	GOOD	N/A	N/A	3	0	3	3	0	0	2	0
1	4.01	92	0.15	61.00	GOOD	N/A	N/A	3	0	1	3	0	0	0	0
2	3.97	92	0.13	63.00	GOOD	N/A	N/A	3	0	1	3	0	0	0	0
3	3.80	97	0.13	70.00	GOOD	N/A	N/A	0	0	0	2	0	0	0	0
4	3.67	97	0.11	76.00	GOOD	N/A	N/A	0	0	0	2	0	0	0	0
5	3.90	95	0.11	65.00	GOOD	N/A	N/A	0	0	1	3	0	0	0	0
6	3.99	96	0.12	61.00	GOOD	N/A	N/A	0	0	0	3	0	0	0	0
7	3.78	97	0.12	71.00	GOOD	N/A	N/A	0	0	0	2	0	0	0	0
8	3.98	96	0.15	62.00	GOOD	N/A	N/A	0	0	0	3	0	0	0	0
9	3.04	97	0.16	105.00	POOR	N/A	N/A	0	0	0	2	0	0	0	0
AVG	3.73	95	0.13	73.10	GOOD	N/A	N/A	1	0	1	3	0	0	0	0

11 OCCURS DPTH (IN)	COMPONENTS	LSHL WIDTH (FT)	RDWY WIDTH (FT)	RSHL WIDTH (FT)	OIL/CON TYPE	CLS AGG	YEAR	COST THOUS	DSN LFE	PCN	SUB	H
	GRADE		38.0					1969	252			
4.0	BITUMINOUS BASE		34.0		SM-K		1970					
2.0	HOT BIT PAVEMENT		24.0		SC-3000		1970	265	20			
	CONTRACT CHIP SEAL		24.0		HFMS-2		1990	83				
	INT CONT PATCH-1.25"		25.0		120-150	27	1997	159		1482	1	
	MAINTENANCE GRAVEL SEAL	5.0	24.0	5.0	MC-3000	43	1998	46				
	INT CONT PATCH-1.25"		24.0		PG 58-28	27	2005			15646	1	
	DISTRICT CHIP SEAL	2.0	24.0	2.0	MC-3000	43	2006	109				
2.0	HBP-SUPERPAVE-FAA 43		24.0		PG 58-28	SP	2016		10	16826	1	
	FEDERAL AID CHIP SEAL		24.0		CRS2P	41	2017	249		21798	1	
	FEDERAL AID CHIP SEAL		24.0		CRS2P	11	2023	477		23838	1	

ENGLISH

D	HWY	S	D	FROM REF	FROM PT	FROM OFFSET (XX)	TO REF	TO PT	TO OFFSET (XX)	LENGTH (XX)	LEFT SHLDR WIDTH	DRVNG LANE WIDTH	RIGHT SHLDR WIDTH	SURF DPTH	BASE DPTH	GRAD WIDTH	FIN WIDTH	TAADT	AAADT	ESALS	PAV AGE	EFF PAV AGE	LAST YEAR SEAL	PVMT TYPE	PVMT DESC	HWY PTY	FRT LVL	INTL CONS	PREV CONS	LTST CONS	LTST REHAB
1	49	N		36.331	0.0000		48.000	0.5310		12.2036		24.0		6.0	7.0	34.0	24.0	96	476 2022	61	66	25	2013	FLEX	ASPHT	RCR	2	1958	1997	2009	F CHIP SEAL
ELGIN N TO HEART BUTTE DAM																															
2014 DIST 89 RIDE 3.48 PRPI GOOD IRI 85																															
2015 DIST 90 RIDE 3.39 PRPI GOOD IRI 89																															
2016 DIST 88 RIDE 3.15 PRPI FAIR IRI 100																															
2017 DIST 85 RIDE 3.09 PRPI FAIR IRI 103																															
2018 DIST 93 RIDE 2.88 PRPI FAIR IRI 114																															
2019 DIST 91 RIDE 3.06 PRPI FAIR IRI 105																															
2020 DIST 89 RIDE 2.67 PRPI POOR IRI 125																															
2021 DIST 89 RIDE 2.71 PRPI POOR IRI 123																															
2022 DIST 88 RIDE 2.36 PRPI POOR IRI 143																															
2023 DIST 89 RIDE 2.31 PRPI POOR IRI 145																															

REF PT	RIDE	DST	RUT (IN)	IRI IN/MI	PRPI	AVG NUM (2023)	FLT	FLT AC	AVERAGE BLD	LC	TC	BC	RW	BP	RT
36	1.56	91	0.14	188.00	POOR	N/A	N/A	3	0	2	3	0	0	0	0
37	1.92	87	0.13	164.00	POOR	N/A	N/A	3	0	3	4	0	0	2	0
38	2.03	89	0.13	158.00	POOR	N/A	N/A	3	0	2	5	0	0	0	0
39	2.36	89	0.12	140.00	POOR	N/A	N/A	3	0	2	5	0	0	0	0
40	1.54	86	0.15	189.00	POOR	N/A	N/A	3	0	3	5	0	0	2	0
41	3.74	89	0.13	73.00	GOOD	N/A	N/A	3	0	3	4	0	0	0	0
42	3.23	90	0.14	97.00	FAIR	N/A	N/A	3	0	2	4	0	0	0	0
43	3.44	87	0.12	86.00	GOOD	N/A	N/A	3	0	4	5	0	0	0	0
44	3.38	88	0.13	89.00	GOOD	N/A	N/A	3	0	3	5	0	0	0	0
45	1.91	89	0.14	165.00	POOR	N/A	N/A	3	0	2	5	0	0	0	0
46	1.25	88	0.15	211.00	POOR	N/A	N/A	3	0	2	4	0	0	2	0
47	1.72	90	0.14	177.00	POOR	N/A	N/A	3	0	1	5	0	0	0	0
48	2.01	91	0.14	159.00	POOR	N/A	N/A	3	0	2	3	0	0	0	0
AVG	2.31	89	0.14	145.85	POOR	N/A	N/A	3	0	2	4	0	0	0	0

9 OCCURS	DPTH (IN)	COMPONENTS	LSHL WIDTH (FT)	RDWY WIDTH (FT)	RSHL WIDTH (FT)	OIL/CON TYPE	CLS AGG	YEAR	COST THOUS	DSN LFE	PCN	SUB	H
		GRADE	34.0					1955	158				
	7.0	EMULSIFIED BASE		30.0		SS-1		1958					
	2.0	HOT BIT PAVEMENT		24.0		150-200		1958	248	20			
	2.0	HOT BIT PAVEMENT		27.0		120-150		1983	857	7			
		CONTRACT CHIP SEAL		27.0		MC-3000		1992	92				
		INT CONT PATCH-1.25"		24.0		120-150	27	1997	230	10	1592	1	
		CONTRACT CHIP SEAL		24.0		MC-3000	43	1998	109		12057	1	
	2.0	HOT BIT PAVEMENT		25.0		PG 58-28	27	2009	1181	10	16343	1	
		FEDERAL AID CHIP SEAL		25.0		CRS2P	41	2013	402		18840	1	

NDDOT RIMS HIGHWAY PROJECTS - HIGHWAY COMPONENTS
HIGHWAY COMPONENTS DISTRICT INFO BOOK
FOR BISMARCK DISTRICT

ENGLISH

D	HWY	S	D	FROM REF	FROM PT	TO REF	TO PT	LENGTH (XX)	LEFT SHLDR WIDTH	DRVNG LANE WIDTH	RIGHT SHLDR WIDTH	SURF DPTH	BASE DPTH	GRAD WIDTH	FIN WIDTH	TAADT	AAADT	ESALS	PAV AGE	EFF PAV AGE	LAST YEAR SEAL	PVMT TYPE	PVMT DESC	HWY PTY	FRT LVL	INTL CONS	PREV CONS	LTST CONS	LTST REHAB
1	49	N		48.000	0.5310	55.000	0.2330	6.6872	2.0	24.0	2.0	6.0	7.0	38.0	28.0	99	480 2022	64	66	25	2021	FLEX	ASPHT	RCR	2	1958	1997	2009	C CHIP SEAL
HEART BUTTE DAM N & S																		2014	DIST 92	RIDE 3.57	PRPI	GOOD	IRI 80						
PCN 13255--GUARDRAIL--HEART BUTTE DAM EMBANKMENT--RP 50.495.																		2015	DIST 90	RIDE 3.42	PRPI	GOOD	IRI 87						
																		2016	DIST 88	RIDE 3.35	PRPI	GOOD	IRI 90						
																		2017	DIST 86	RIDE 3.14	PRPI	FAIR	IRI 101						
																		2018	DIST 93	RIDE 3.16	PRPI	FAIR	IRI 100						
																		2019	DIST 92	RIDE 3.15	PRPI	FAIR	IRI 100						
																		2020	DIST 89	RIDE 3.00	PRPI	FAIR	IRI 107						
																		2021	DIST 89	RIDE 2.87	PRPI	FAIR	IRI 113						
																		2022	DIST 89	RIDE 2.69	PRPI	POOR	IRI 123						
																		2023	DIST 91	RIDE 2.63	PRPI	POOR	IRI 126						

REF PT	RIDE	DST	RUT (IN)	IRI IN/MI	PRPI	AVG NUM FLT	(2023) FLT	AVERAGE AC	RIDE BLD	DISTRESS LC	& RT	TC	BC	RW	BP	RT
49	2.01	91	0.12	159.00	POOR	N/A	N/A	3	0	2	3	0	0	0	0	0
50	2.89	90	0.11	112.00	FAIR	N/A	N/A	3	0	2	4	0	0	0	0	0
51	2.77	90	0.12	118.00	FAIR	N/A	N/A	3	0	3	3	0	0	0	0	0
52	2.16	90	0.13	151.00	POOR	N/A	N/A	3	0	3	3	0	0	0	0	0
53	2.16	91	0.13	151.00	POOR	N/A	N/A	3	0	3	2	0	0	0	0	0
54	3.15	92	0.13	100.00	GOOD	N/A	N/A	3	0	2	2	0	0	0	0	0
55	3.24	91	0.14	96.00	GOOD	N/A	N/A	3	0	1	4	0	0	0	0	0
AVG	2.63	91	0.13	126.71	POOR	N/A	N/A	3	0	2	3	0	0	0	0	0

12 OCCURS	DPTH (IN)	COMPONENTS	LSHL WDH (FT)	RDWY WDH (FT)	RSHL WDH (FT)	OIL/CON TYPE	CLS AGG	YEAR	COST THOUS	DSN LFE	PCN	SUB	H
		GRADE		38.0				1958	100				
	7.0	EMULSIFIED BASE		34.0		SS-1		1958					
	2.0	HOT BIT PAVEMENT		24.0		150-200		1958	134	20			
	2.0	HOT BIT PAVEMENT		27.0		120-150		1983	470	10			
		CONTRACT CHIP SEAL		27.0		MC-3000		1992	50				
		INT MTCE PATCH-1.5"		27.0		120-150		1996	675				
		INT CONT PATCH-1.25"		24.0		120-150	27	1997	126	10	1592	1	
		CONTRACT CHIP SEAL		24.0		MC-3000	43	1998	60		12057	1	
		SAFETY PROJECT						1999	232		13255	1	
	2.0	HOT BIT PAVEMENT		25.0		PG 58-28	27	2009	649	10	16847	1	
		FEDERAL AID CHIP SEAL		28.0		CRS2P	41	2013	220		18840	1	
		CONTRACT CHIP SEAL		28.0		CRS2P	41	2021	215		23136	1	

ENGLISH

D	HWY	S	D	FROM REF	FROM PT	TO REF	TO PT	LENGTH (XX)	LEFT SHLDR WIDTH	DRVNG LANE WIDTH	RIGHT SHLDR WIDTH	SURF DPTH	BASE DPTH	GRAD WDTN	FIN WDTN	TAADT	AAADT	ESALS	PAV AGE	EFF PAV AGE	LAST YEAR SEAL	PVMT TYPE	PVMT DESC	HWY PTY	FRT LVL	INTL CONS	PREV CONS	LTST CONS	LTST REHAB
1	49	N		55.000	0.2330	67.000	0.7100	12.4742		24.0		6.0	7.0	34.0	24.0	106	556 2022	67	66	25	2021	FLEX	ASPHT	RCR	2	1958	1997	2009	C CHIP SEAL
N HEART BUTTE DAM TO GLEN ULLIN BP																		2014	DIST	91	RIDE	3.50	PRPI	GOOD	IRI	83			
PCN 22315 RP 63.156 TO 63.241 2020 SLOPE STABILIZATION AND ROADWAY RECONSTRUCTION																		2015	DIST	88	RIDE	3.33	PRPI	GOOD	IRI	92			
																		2016	DIST	88	RIDE	3.07	PRPI	FAIR	IRI	104			
																		2017	DIST	85	RIDE	2.93	PRPI	FAIR	IRI	111			
																		2018	DIST	93	RIDE	2.87	PRPI	FAIR	IRI	114			
																		2019	DIST	92	RIDE	2.94	PRPI	FAIR	IRI	110			
																		2020	DIST	89	RIDE	2.59	PRPI	POOR	IRI	128			
																		2021	DIST	89	RIDE	2.61	PRPI	POOR	IRI	127			
																		2022	DIST	89	RIDE	2.27	PRPI	POOR	IRI	145			
																		2023	DIST	90	RIDE	2.17	PRPI	POOR	IRI	151			

REF PT	RIDE	DST	RUT (IN)	IRI IN/MI	PRPI	AVG NUM (2023) FLT	AC	BLD	LC	TC	BC	RW	BP	RT
56	1.29	84	0.17	208.00	POOR	N/A	N/A	3	0	2	4	0	0	6
57	1.60	90	0.12	185.00	POOR	N/A	N/A	3	0	2	4	0	0	0
58	1.96	90	0.11	162.00	POOR	N/A	N/A	3	0	2	4	0	0	0
59	2.13	90	0.10	152.00	POOR	N/A	N/A	3	0	2	4	0	0	0
60	2.67	89	0.10	124.00	FAIR	N/A	N/A	3	0	2	5	0	0	0
61	2.36	88	0.11	140.00	POOR	N/A	N/A	3	0	2	4	0	2	0
62	2.50	92	0.11	133.00	POOR	N/A	N/A	0	0	3	4	0	0	0
63	1.99	89	0.14	161.00	POOR	N/A	N/A	3	0	2	3	0	2	0
64	1.86	91	0.14	168.00	POOR	N/A	N/A	3	0	1	4	0	0	0
65	2.80	90	0.11	117.00	FAIR	N/A	N/A	3	0	2	4	0	0	0
66	2.43	90	0.10	136.00	POOR	N/A	N/A	3	0	2	4	0	0	0
67	2.50	92	0.12	132.00	POOR	N/A	N/A	3	0	1	3	0	0	0
AVG	2.17	90	0.12	151.50	POOR	N/A	N/A	3	0	2	4	0	0	1

10 OCCURS	LSHL WDTN (FT)	RDWY WDTN (FT)	RSHL WDTN (FT)	OIL/CON TYPE	CLS AGG	YEAR	COST THOUS	DSN LFE	PCN	SUB	H
7.0 EMULSIFIED BASE	34.0	34.0		SS-1		1956	234				
2.0 HOT BIT PAVEMENT		24.0		150-200		1958	250	20			
2.0 HOT BIT PAVEMENT		27.0		120-150		1983		6			
CONTRACT CHIP SEAL		27.0		MC-3000		1992	94				
INT CONT PATCH-1.25"		24.0		120-150	27	1997	235	10	1592	1	
CONTRACT CHIP SEAL		24.0		MC-3000	43	1998	112		12057	1	
2.0 HOT BIT PAVEMENT		25.0		PG 58-28	27	2009	1210	10	16847	1	
FEDERAL AID CHIP SEAL		25.0		CRS2P	41	2013	410		18840	1	
CONTRACT CHIP SEAL		24.5		CRS2P	41	2021	400		23136	1	

NDDOT RIMS HIGHWAY PROJECTS - HIGHWAY COMPONENTS
HIGHWAY COMPONENTS DISTRICT INFO BOOK
FOR BISMARCK DISTRICT

ENGLISH

D	HWY	S	D	FROM REF PT	FROM OFFSET (XX)	TO REF PT	TO OFFSET (XX)	LENGTH (XX)	LEFT SHLDR WIDTH	DRVNG LANE WIDTH	RIGHT SHLDR WIDTH	SURF DPTH	BASE DPTH	GRAD WIDTH	FIN WIDTH	TAADT	AAADT	ESALS	PAV AGE	EFF PAV AGE	LAST YEAR SEAL	PVMT TYPE	PVMT DESC	HWY PTY	FRT LVL	INTL CONS	PREV CONS	LTST CONS	LTST REHAB
1	49	N		67.000	0.7100	69.000	0.5000	1.7946	1.5	24.0	1.5	8.5	10.5	42.0	27.0	97	678 2022	61	41	17	2019	FLEX	ASPHT	RCR	2	1983	2007	2017	F CHIP SEAL
GLEN ULLIN BYPASS E TO GLEN ULLIN																		2014	DIST 92	RIDE 2.95	PRPI	FAIR	IRI 109						
																		2015	DIST 84	RIDE 2.99	PRPI	FAIR	IRI 108						
																		2016	DIST 82	RIDE 2.32	PRPI	POOR	IRI 142						
																		2017	DIST 82	RIDE 2.36	PRPI	POOR	IRI 139						
																		2018	DIST 98	RIDE 4.06	PRPI	GOOD	IRI 58						
																		2019	DIST 96	RIDE 3.93	PRPI	GOOD	IRI 64						
																		2020	DIST 96	RIDE 3.97	PRPI	GOOD	IRI 63						
																		2021	DIST 95	RIDE 3.80	PRPI	GOOD	IRI 70						
																		2022	DIST 96	RIDE 3.80	PRPI	GOOD	IRI 70						
																		2023	DIST 94	RIDE 3.68	PRPI	GOOD	IRI 76						

REF PT	RIDE	DST	RUT (IN)	IRI IN/MI	PRPI	AVG NUM (2023) FLT	AC	BLD	LC	TC	BC	RW	BP	RT
68	3.70	92	0.17	75.00	GOOD	N/A	N/A	3	0	1	3	0	0	0
69	3.66	96	0.16	77.00	GOOD	N/A	N/A	0	0	0	3	0	0	0
AVG	3.68	94	0.17	76.00	GOOD	N/A	N/A	2	0	1	3	0	0	0

13 OCCURS DPTH (IN)	COMPONENTS	LSHL WPTH (FT)	RDWY WPTH (FT)	RSHL WPTH (FT)	OIL/CON TYPE	CLS AGG	YEAR	COST THOUS	DSN LFE	PCN	SUB	H
	GRADE		42.0				1945	55				
3.5	AGGREGATE BASE		26.0				1945					
7.0	STABILIZED BASE		38.0				1945					
2.0	COLD BITUMINOUS PAVEMENT		22.0		MC-5		1945	59	20			
2.0	HOT BIT PAVEMENT		27.0		120-150		1983	126	20			
	CONTRACT CHIP SEAL		27.0		MC-3000		1992	13				
	INT CONT PATCH-1.25"		24.0		120-150	27	1997	34	12	1592		1
	CONTRACT CHIP SEAL		24.0		MC-3000	43	1998	16		12057		1
1.5	HOT BIT PAVEMENT	1.5	24.0	1.5	PG 58-28	29	2007	149	7	59		1
	FEDERAL AID CHIP SEAL		27.0		CRS2P	41	2010	58		18046		1
6.0	AGGREGATE BASE		1.0	1.0		05	2017	917		20677		1
3.0	HBP-SUPERPAVE-FAA 45	1.5	24.0	1.5	PG 58-28	SP	2017		10	20677		1
	FEDERAL AID CHIP SEAL		27.0		CRS2P	41	2019	72		22362		1

NDDOT RIMS HIGHWAY PROJECTS - HIGHWAY COMPONENTS
HIGHWAY COMPONENTS DISTRICT INFO BOOK
FOR BISMARCK DISTRICT

ENGLISH

D	Hwy	S	D	FROM REF	FROM PT	TO REF	TO PT	LENGTH (XX)	LEFT SHLDR WIDTH	DRVNG LANE WIDTH	RIGHT SHLDR WIDTH	SURF DPTH	BASE DPTH	GRAD WIDTH	FIN WIDTH	TAADT	AAADT	ESALS	PAV AGE	EFF PAV AGE	LAST YEAR SEAL	PVMT TYPE	PVMT DESC	HWY PTY	FRT LVL	INTL CONS	PREV CONS	LTST CONS	LTST REHAB
1	49	N		69.000	0.5000	70.000	0.8560	1.3496	2.0	24.0	2.0	8.0	13.0	43.0	28.0	90	797 2022	61	46	17	2019	FLEX	ASPHT	RCR	2	1978	2007	2017	F CHIP SEAL
GLEN ULLIN TO E JCT OLD 10																		2014	DIST	86	RIDE	2.95	PRPI	FAIR	IRI	110			
																		2015	DIST	82	RIDE	3.17	PRPI	FAIR	IRI	99			
																		2016	DIST	86	RIDE	2.62	PRPI	POOR	IRI	126			
																		2017	DIST	86	RIDE	2.67	PRPI	POOR	IRI	124			
																		2018	DIST	98	RIDE	4.09	PRPI	GOOD	IRI	57			
																		2019	DIST	97	RIDE	3.73	PRPI	GOOD	IRI	73			
																		2020	DIST	97	RIDE	3.92	PRPI	GOOD	IRI	65			
																		2021	DIST	89	RIDE	3.62	PRPI	GOOD	IRI	78			
																		2022	DIST	97	RIDE	3.71	PRPI	GOOD	IRI	74			
																		2023	DIST	89	RIDE	3.50	PRPI	GOOD	IRI	83			

1996 PATCH-1 LOCATION-1.279 MILES.

REF PT	RIDE	DST	RUT (IN)	IRI IN/MI	PRPI	AVG NUM (2023) FLT	NUM (2023) FLT AC	AVERAGE BLD	RIDE LC	DISTRESS TC	RUT BC	RUT RW	RUT BP	RUT RT
70	3.50	89	0.20	83.00	GOOD	N/A	N/A	0	0	1	3	0	0	6
AVG	3.50	89	0.20	83.00	GOOD	N/A	N/A	0	0	1	3	0	0	6

16 OCCURS DPTH (IN)	COMPONENTS	LSHL WDT (FT)	RDWY WDT (FT)	RSHL WDT (FT)	OIL/CON TYPE	CLS AGG	YEAR	COST THOUS	DSN LFE	PCN	SUB	H
	GRADE		36.0				1937					
4.5	STABILIZED BASE		27.0				1937					
1.5	COLD BITUMINOUS PAVEMENT		22.0		RUBRIZD		1937					
7.0	STABILIZED BASE		32.0				1945					
2.0	COLD BITUMINOUS PAVEMENT		22.0		MC-5		1945	22	20			
1.5	HOT BIT PAVEMENT		24.0		120-150		1978	38	20			
	DRIVE SLOPE FLATTENING						1985					
	CONTRACT CHIP SEAL		24.0		HFMS-2		1989	9				
	INT CONT PATCH-1.25"		24.0		120-150		1996	42				
	CONTRACT CHIP SEAL		24.0		MC-3000	43	1998	12		12057		1
1.5	HOT BIT PAVEMENT		24.0		PG 58-28	29	2007	112	7	59		1
	FEDERAL AID CHIP SEAL		24.0		CRS2P	41	2010	43		18046		1
	WIDENING	2.5		2.5			2017	640		20677		1
18.0	AGGREGATE BASE	2.5		2.5		05	2017			20677		1
3.0	HBP-SUPERPAVE-FAA 45	2.0	24.0	2.0	PG 58-28	SP	2017		10	20677		1
	FEDERAL AID CHIP SEAL		28.0		CRS2P	41	2019	54		22362		1

ENGLISH

D	HWY	S	D	FROM REF PT	FROM OFFSET (XX)	TO REF PT	TO OFFSET (XX)	LENGTH (XX)	LEFT SHLDR WIDTH	DRVNG LANE WIDTH	RIGHT SHLDR WIDTH	SURF DPTH	BASE DPTH	GRAD WIDTH	FIN WIDTH	TAADT	AAADT	ESALS	PAV AGE	EFF PAV AGE	LAST YEAR SEAL	PVMT TYPE	PVMT DESC	HWY PTY	FRT LVL	INTL CONS	PREV CONS	LTST CONS	LTST REHAB				
1	49	N		70.000	0.8560	73.943	0.0000	3.0753	1.5	24.0	1.5	3.0	7.0	38.0	27.0	124	637 2022	89	46	17	2019	FLEX	ASPHT	RCR	2	1978	2007	2017	F CHIP SEAL				
JCT OLD 10 N TO I-94 INTERCHANGE																		2014	DIST	87	RIDE	2.86	PRPI	POOR	IRI	114							
1996 PATCH-7 LOCATIONS-9.747 MILES																		2015	DIST	81	RIDE	2.42	PRPI	POOR	IRI	136							
																		2016	DIST	86	RIDE	2.42	PRPI	POOR	IRI	136							
																		2017	DIST	80	RIDE	1.92	PRPI	POOR	IRI	165							
																		2018	DIST	98	RIDE	4.02	PRPI	GOOD	IRI	60							
																		2019	DIST	97	RIDE	3.94	PRPI	GOOD	IRI	64							
																		2020	DIST	95	RIDE	3.93	PRPI	GOOD	IRI	64							
																		2021	DIST	92	RIDE	3.73	PRPI	GOOD	IRI	73							
																		2022	DIST	90	RIDE	3.73	PRPI	GOOD	IRI	73							
																		2023	DIST	92	RIDE	3.53	PRPI	GOOD	IRI	82							

REF PT	RIDE	DST	RUT (IN)	IRI IN/MI	PRPI	AVG NUM (2023) FLT	AC	BLD	LC	TC	BC	RW	BP	RT
71	3.59	92	0.18	80.00	GOOD	N/A	N/A	3	0	1	3	0	0	0
72	3.70	93	0.16	74.00	GOOD	N/A	N/A	0	0	1	3	0	0	2
73	3.29	90	0.17	94.00	GOOD	N/A	N/A	3	0	1	3	0	0	2
AVG	3.53	92	0.17	82.67	GOOD	N/A	N/A	2	0	1	3	0	1	0

13 OCCURS	DPHTH (IN)	COMPONENTS	LSHL WIDTH (FT)	RDWY WIDTH (FT)	RSHL WIDTH (FT)	OIL/CON TYPE	CLS AGG	YEAR	COST THOUS	DSN LFE	PCN	SUB	H
		GRADE		38.0				1959	57				
	3.5	AGGREGATE BASE		36.0				1959					
	3.5	EMULSIFIED BASE		34.0		SS-1		1959	48				
	1.5	HOT BIT PAVEMENT		24.0		120-150		1978	87	20			
		DRIVE SLOPE FLATTENING						1985					
		CONTRACT CHIP SEAL		24.0		HFMS-2		1989	24				
		INT CONT PATCH-1.25"		24.0		120-150		1996	83	4			
		CONTRACT CHIP SEAL		24.0		MC-3000	43	1998	28		12057		1
	1.5	HOT BIT PAVEMENT	1.5	24.0	1.5	PG 58-28	29	2007	255	7		59	1
		FEDERAL AID CHIP SEAL		27.0		CRS2P	41	2010	99			18046	1
	3.0	AGGREGATE BASE	1.0		1.0		05	2017	1635			20677	1
	3.0	HBP-SUPERPAVE-FAA 45	1.5	24.0	1.5	PG 58-28	SP	2017		10		20677	1
		FEDERAL AID CHIP SEAL		27.0		CRS2P	41	2019	120			22362	1

ENGLISH

D	HWY	S	D	FROM REF	FROM PT	TO REF	TO PT	LENGTH (XX)	LEFT SHLDR WIDTH	DRVNG LANE WIDTH	RIGHT SHLDR WIDTH	SURF DPTH	BASE DPTH	GRAD WDTN	FIN WDTN	TAADT	AAADT	ESALS	PAV AGE	EFF PAV AGE	LAST YEAR SEAL	PVMT TYPE	PVMT DESC	HWY PTY	FRT LVL	INTL CONS	PREV CONS	LTST CONS	LTST REHAB				
1	49	N		73.943	0.0000	82.000	0.3320	8.3957	6.0	24.0	6.0	7.0	7.0	46.0	36.0	265	1597 2023	135	7	7	2019	FLEX	ASPHT	RSC	2	2017	2017	2017	F CHIP SEAL				
I-94 INTERCHANGE N TO MORTON CO LN																		2014	DIST	86	RIDE	2.89	PRPI	FAIR	IRI	114							
																		2015	DIST	83	RIDE	2.31	PRPI	POOR	IRI	147							
																		2016	DIST	82	RIDE	2.65	PRPI	POOR	IRI	129							
																		2017	DIST	80	RIDE	1.86	PRPI	POOR	IRI	169							
																		2018	DIST	97	RIDE	4.19	PRPI	GOOD	IRI	52							
																		2019	DIST	98	RIDE	4.14	PRPI	GOOD	IRI	54							
																		2020	DIST	94	RIDE	4.20	PRPI	GOOD	IRI	52							
																		2021	DIST	93	RIDE	4.17	PRPI	GOOD	IRI	53							
																		2022	DIST	90	RIDE	4.12	PRPI	GOOD	IRI	55							
																		2023	DIST	89	RIDE	4.07	PRPI	GOOD	IRI	58							

1996 PATCH-7 LOCATIONS-9.747 MILES

REF PT	RIDE	DST	RUT (IN)	IRI IN/MI	PRPI	AVG NUM FLT	(2023) FLT	AVERAGE AC	RIDE BLD	DISTRESS LC	& RT TC	RUT BP	RT	
74	3.93	86	0.28	64.00	GOOD	N/A	N/A	3	0	0	4	0	0	6
75	3.99	90	0.25	61.00	GOOD	N/A	N/A	0	0	0	3	0	0	6
76	4.15	91	0.25	55.00	GOOD	N/A	N/A	0	0	0	2	0	0	6
77	4.08	89	0.28	58.00	GOOD	N/A	N/A	0	0	0	4	0	0	6
78	4.11	90	0.24	56.00	GOOD	N/A	N/A	0	0	0	3	0	0	6
79	4.03	89	0.21	59.00	GOOD	N/A	N/A	0	0	0	4	0	0	6
80	3.98	89	0.22	62.00	GOOD	N/A	N/A	0	0	0	4	0	0	6
81	4.04	89	0.24	59.00	GOOD	N/A	N/A	0	0	1	3	0	0	6
82	4.29	91	0.16	48.00	GOOD	N/A	N/A	3	0	1	4	0	0	0
AVG	4.07	89	0.24	58.00	GOOD	N/A	N/A	1	0	0	3	0	0	5

15 OCCURS	LSHL WDTN	RDWY WDTN	RSHL WDTN	OIL/CON TYPE	CLS AGG	YEAR	COST THOUS	DSN LFE	PCN	SUB	H
DPTH (IN) COMPONENTS	(FT)	(FT)	(FT)								
GRADE	38.0					1959	157				
3.5 AGGREGATE BASE	36.0					1959					
3.5 EMULSIFIED BASE	34.0			SS-1		1959	130				
1.5 HOT BIT PAVEMENT	24.0			120-150		1978	238	20			
DRIVE SLOPE FLATTENING						1985					
CONTRACT CHIP SEAL	24.0			HFMS-2		1989	66				
INT CONT PATCH-1.25"	24.0			120-150		1996	228	4			
CONTRACT CHIP SEAL	24.0			MC-3000	43	1998	75		12057	1	
1.5 HOT BIT PAVEMENT	24.0	1.5	1.5	PG 58-28	29	2007	696	7	59	1	
FEDERAL AID CHIP SEAL	27.0			CRS2P	41	2010	269		18046	1	
WIDENING	4.0		4.0			2017	4405		20677	1	
10.0 AGGREGATE BASE	6.0		6.0		05	2017			20677	1	
4.0 HBP-SUPERPAVE-FAA 45	2.0	24.0	2.0	PG 58-28	SP	2017		20	20677	1	
4.0 AGGREGATE BASE	4.0		4.0		04	2017			20677	1	
FEDERAL AID CHIP SEAL	28.0			CRS2P	41	2019	337		22362	1	

ENGLISH

D	HWY	S	D	FROM REF	FROM PT	FROM OFFSET (XX)	TO REF	TO PT	TO OFFSET (XX)	LENGTH (XX)	LEFT SHLDR WIDTH	DRVNG LANE WIDTH	RIGHT SHLDR WIDTH	SURF DPTH	BASE DPTH	GRAD WDTN	FIN WDTN	TAADT	AADT	ESALS	PAV AGE	EFF PAV AGE	LAST YEAR SEAL	PVMT TYPE	PVMT DESC	HWY PTY	FRT LVL	INTL CONS	PREV CONS	LTST CONS	LTST REHAB
1	83	N		0.000	0.0000		15.000	0.3000	15.2949		6.0	24.0	6.0	8.0	7.0	48.0	36.0	288	916 2023	213	11	11	2016	FLEX	ASPHT	RIC	1	2013	2013	2013	SLURRY SEAL
STATE LINE N TO STRASBURG																															
2003 - PCN 15541 -INTERMITTENT PATCHING 3.756 TO 4.358, 6.900 TO 8.820																															
2010 PCN 17506 - INTERSECTION REALIGNMENT AND TURN LANES.																															
2020 PCN 22780- GRADE RAISE RP 5.831 TO 6.027 INTERSECTION OF HWY 11																															
2014 DIST 94 RIDE 4.20 PRPI GOOD IRI 52																															
2015 DIST 94 RIDE 4.14 PRPI FAIR IRI 54																															
2016 DIST 88 RIDE 3.99 PRPI GOOD IRI 61																															
2017 DIST 81 RIDE 3.96 PRPI GOOD IRI 63																															
2018 DIST 93 RIDE 3.92 PRPI GOOD IRI 64																															
2019 DIST 88 RIDE 4.03 PRPI GOOD IRI 59																															
2020 DIST 90 RIDE 4.06 PRPI GOOD IRI 58																															
2021 DIST 88 RIDE 3.97 PRPI GOOD IRI 62																															
2022 DIST 91 RIDE 3.93 PRPI GOOD IRI 64																															
2023 DIST 85 RIDE 3.87 PRPI GOOD IRI 66																															

REF PT	RIDE	DST	RUT (IN)	IRI IN/MI	PRPI	AVG NUM FLT	(2023) FLT	AVERAGE AC	RIDE, DISTRESS & RUT	BLD	LC	TC	BC	RW	BP	RT
0	3.97	90	0.17	62.00	GOOD	N/A	N/A	3	0	1	5	0	0	0	0	0
1	4.12	87	0.13	56.00	GOOD	N/A	N/A	3	0	3	6	0	0	0	0	0
2	3.80	90	0.13	70.00	GOOD	N/A	N/A	3	0	1	5	0	0	0	0	0
3	3.98	89	0.15	62.00	GOOD	N/A	N/A	3	0	0	5	0	0	2	0	0
4	3.90	83	0.18	65.00	GOOD	N/A	N/A	3	0	2	5	0	0	0	0	6
5	3.71	82	0.17	74.00	GOOD	N/A	N/A	3	0	3	5	0	0	0	0	6
6	3.81	89	0.16	69.00	GOOD	N/A	N/A	3	0	2	5	0	0	0	0	0
7	3.33	79	0.19	92.00	GOOD	N/A	N/A	6	0	1	5	0	0	2	6	6
8	3.77	82	0.16	72.00	GOOD	N/A	N/A	3	0	1	5	0	0	2	6	6
9	3.85	85	0.17	68.00	GOOD	N/A	N/A	3	0	1	4	0	0	0	0	6
10	3.94	83	0.17	63.00	GOOD	N/A	N/A	3	0	1	4	0	0	2	6	6
11	4.00	83	0.19	61.00	GOOD	N/A	N/A	3	0	1	4	0	0	2	6	6
12	4.02	83	0.20	60.00	GOOD	N/A	N/A	3	0	1	4	0	0	2	6	6
13	3.99	84	0.19	62.00	GOOD	N/A	N/A	3	0	1	5	0	0	0	6	6
14	4.00	88	0.17	61.00	GOOD	N/A	N/A	3	0	2	6	0	0	0	0	0
15	3.79	85	0.20	70.00	GOOD	N/A	N/A	3	0	1	4	0	0	0	0	6
AVG	3.87	85	0.17	66.69	GOOD	N/A	N/A	3	0	1	5	0	0	1	4	

15 OCCURS	LSHL WDTN (FT)	RDWY WDTN (FT)	RSHL WDTN (FT)	OIL/CON TYPE	CLS AGG	YEAR	COST THOUS	DSN LFE	PCN	SUB	H
5.0 AGGREGATE BASE		36.0				1949	260				
2.0 STABILIZED BASE		34.0				1950					
2.5 HOT BIT PAVEMENT		32.0				1950					
2.0 HOT BIT PAVEMENT		22.0		120-150		1950	332	20			
CONTRACT SAND SEAL		28.0		120-150		1984	1307	5			
INT CONT PATCH-1.0"		28.0		AE-150S		1986	79				
INT CONT PATCH-1.5"		28.0		120-150		1995	94				
INT CONT PATCH-1.5"		28.0		PG 58-28	27	1998	218		12158	1	
INT CONT PATCH-1.5"		27.0		PG 58-28	27	1999	230		12844	1	
INT CONT PATCH-1.25"		27.0		PG 58-28	27	2003			15514	1	
WIDENING	6.0		6.0			2013			17708	1	
12.0 SALVAGED AGGR BASE	6.0		6.0			2013			17708	1	
3.5 HBP-SUPERPAVE-FAA 44		36.0		PG 58-28	SP	2013	8989	20	17708	1	
SLURRY SEAL		25.0		CRS2P	SS	2016			19742	1	
FEDERAL AID SAND SEAL	5.5		5.5	CRS2P	45	2016			19742	1	

ENGLISH

D	HWY	S	D	FROM REF	FROM OFFSET (XX)	TO REF	TO OFFSET (XX)	LENGTH (XX)	LEFT SHLDR WIDTH	DRVNG LANE WIDTH	RIGHT SHLDR WIDTH	SURF DPTH	BASE DPTH	GRAD WDTN	FIN WDTN	TAADT	AADT	ESALS	PAV AGE	LAST PAV AGE	YEAR SEAL	PVMT TYPE	PVMT DESC	HWY PTY	FRT LVL	INTL CONS	PREV CONS	LTST CONS	LTST REHAB															
1	83	N		15.000	0.3000	24.942	0.0000	9.6168	6.0	24.0	6.0	8.5	5.0	51.4	36.0	286	1251 2023	225	13	13	2016	FLEX	ASPHT	RIC	1	2011	2011	2011	SLURRY SEAL															
STRASBURG N TO LINTON																			2014	DIST 95	RIDE 4.07	PRPI	GOOD	IRI	57																			
																			2015	DIST 92	RIDE 3.90	PRPI	FAIR	IRI	65																			
																			2016	DIST 84	RIDE 3.94	PRPI	GOOD	IRI	63																			
																			2017	DIST 81	RIDE 3.82	PRPI	GOOD	IRI	69																			
																			2018	DIST 89	RIDE 3.86	PRPI	GOOD	IRI	67																			
																			2019	DIST 90	RIDE 3.85	PRPI	GOOD	IRI	67																			
																			2020	DIST 85	RIDE 3.98	PRPI	GOOD	IRI	61																			
																			2021	DIST 87	RIDE 3.84	PRPI	GOOD	IRI	68																			
																			2022	DIST 86	RIDE 3.87	PRPI	GOOD	IRI	66																			
																			2023	DIST 84	RIDE 3.68	PRPI	GOOD	IRI	75																			

2016 PCN - WIDENING FOR NORTHBOUND LEFT TURN LANE AND SOUTHBOUND RIGHT TURN LANE. RP 16.129 TO RP 16.521

REF PT	RIDE	DST	RUT (IN)	IRI IN/MI	PRPI	AVG NUM (2023) FLT	AC	BLD	LC	TC	BC	RW	BP	RT
16	3.63	83	0.22	77.00	GOOD	N/A	N/A	3	0	3	4	0	0	6
17	3.87	84	0.22	67.00	GOOD	N/A	N/A	3	0	1	5	0	0	6
18	3.25	84	0.24	96.00	GOOD	N/A	N/A	3	0	1	3	0	0	6
19	3.58	83	0.22	80.00	GOOD	N/A	N/A	3	0	2	5	0	0	6
20	3.70	84	0.21	74.00	GOOD	N/A	N/A	3	0	2	4	0	0	6
21	3.93	85	0.20	64.00	GOOD	N/A	N/A	3	0	1	4	0	0	6
22	3.81	85	0.21	69.00	GOOD	N/A	N/A	3	0	1	4	0	0	6
23	3.89	85	0.22	66.00	GOOD	N/A	N/A	3	0	1	4	0	0	6
24	3.46	84	0.22	85.00	GOOD	N/A	N/A	3	0	2	4	0	0	6
AVG	3.68	84	0.22	75.33	GOOD	N/A	N/A	3	0	2	4	0	0	6

12 OCCURS	DPTH (IN)	COMPONENTS	LSHL WDTN (FT)	RDWY WDTN (FT)	RSHL WDTN (FT)	OIL/CON TYPE	CLS AGG	YEAR	COST THOUS	DSN LFE	PCN	SUB	H
		GRADE		36.0				1941					
	5.0	STABILIZED BASE		32.0				1944					
	2.5	COLD BITUMINOUS PAVEMENT		22.0		MC-5		1944	397	20			
	2.0	HOT BIT PAVEMENT		28.0		120-150		1984	820	10			
		CONTRACT SAND SEAL		28.0		AE-150S		1986	48				
		INT CONT PATCH-1.5"		28.0		PG 58-28	27	1998	157		12158		1
		INT CONT PATCH-1.5"		27.0		PG 58-28	27	1999	144		12844		1
		WIDENING	7.5		7.5			2011			17995		1
	9.5	SALVAGED AGGR BASE	4.0		4.0			2011			17995		1
	4.0	HBP-SUPERPAVE-FAA 45	6.0	24.0	6.0	PG 58-28	SP	2011	7880	20	17995		1
		SLURRY SEAL		25.0		CRS2P	SS	2016			19742		1
		FEDERAL AID SAND SEAL	5.5		5.5	CRS2P	45	2016			19742		1

ENGLISH

D	HWY	S	D	FROM REF	FROM PT	TO REF	TO PT	LENGTH (XX)	LEFT SHLDR WIDTH	DRVNG LANE WIDTH	RIGHT SHLDR WIDTH	SURF DPTH	BASE DPTH	GRAD WIDTH	FIN WIDTH	TAADT	AAADT	ESALS	PAV AGE	EFF PAV AGE	LAST YEAR SEAL	PVMT TYPE	PVMT DESC	HWY PTY	FRT LVL	INTL CONS	PREV CONS	LTST CONS	LTST REHAB																																																
1	83	N		24.942	0.0000	25.000	0.1750	0.2546	8.0	24.0	8.0	9.0	6.0	50.0	40.0	435	1970 2023	300	13	13	2012	FLEX	ASPHT	RIC	1	2011	2011	2011	SLURRY SEAL																																																
LINTON - S JCT 13 TO 2ND ST SE																		2014	DIST 85	RIDE 3.40	PRPI	GOOD	IRI 89	2015	DIST 88	RIDE 3.49	PRPI	FAIR	IRI 84	2016	DIST 89	RIDE 3.18	PRPI	GOOD	IRI 98	2017	DIST 86	RIDE 3.36	PRPI	GOOD	IRI 90	2018	DIST 92	RIDE 2.97	PRPI	FAIR	IRI 108	2019	DIST 96	RIDE 3.28	PRPI	GOOD	IRI 94	2020	DIST 92	RIDE 3.05	PRPI	FAIR	IRI 105	2021	DIST 92	RIDE 2.92	PRPI	FAIR	IRI 111	2022	DIST 92	RIDE 2.78	PRPI	FAIR	IRI 118	2023	DIST 91	RIDE 2.79	PRPI	FAIR	IRI 118
																		1996 SEAL MC-3000P 1985-ASPHALT CEMENT-SPECIAL 80-120.																																																											
																		2003 - PCN 15514 INTERMITTENT PATCHING 25.021 TO 26.319																																																											
																		2012 - PCN 19858 - INTERSECTION LIGHTING - RP 24.836 TO 25.002																																																											

REF PT	RIDE	DST	RUT (IN)	IRI IN/MI	PRPI	AVG NUM FLT	(2023) FLT	AVERAGE BLD	RIDE LC	DISTRESS TC	& RT BC	RUT BP	RT
25	2.79	91	0.14	118.00	FAIR	N/A	N/A	3	0	1	4	0	0
AVG	2.79	91	0.14	118.00	FAIR	N/A	N/A	3	0	1	4	0	0

15 OCCURS DPTH (IN)	COMPONENTS	LSHL WIDTH (FT)	RDWY WIDTH (FT)	RSHL WIDTH (FT)	OIL/CON TYPE	CLS AGG	YEAR	COST THOUS	DSN LFE	PCN	SUB	H
5.0	AGGREGATE BASE		36.0				1941					
2.5	COLD BITUMINOUS PAVEMENT		22.0		MC-5		1944		20			
6.0	WIDENING		50.0				1984	26				
5.0	AGGREGATE BASE	11.5		11.5			1984					
2.5	RECYCLED HOT BIT PAVMNT		27.0				1985		12			
2.0	RECYCLED HOT BIT PAVMNT	4.0		4.0			1985					
4.0	AGGREGATE BASE	6.5		6.5			1985					
	CONTRACT SAND SEAL		27.0		AE-150S		1986	1				
	CONTRACT CHIP SEAL		27.0		MC-3000		1996	3				
	INT CONT PATCH-1.25"		27.0		PG 58-28	27	2003			15514	1	
2.0	HBP-SUPERPAVE-FAA 45	8.0	24.0	8.0	PG 58-28	SP	2009	85	10	16727	1	
2.0	HBP-SUPERPAVE-FAA 45	8.0	24.0	8.0	MC-70	SP	2011	209	20	18750	1	
	SLURRY SEAL		24.0		CRS2P	SS	2012			19485	1	
	FEDERAL AID SAND SEAL	8.0		8.0	CRS2P	45	2012			19485	1	

NDDOT RIMS HIGHWAY PROJECTS - HIGHWAY COMPONENTS
HIGHWAY COMPONENTS DISTRICT INFO BOOK
FOR BISMARCK DISTRICT

ENGLISH

D	Hwy	S	D	FROM REF PT	FROM OFFSET (XX)	TO REF PT	TO OFFSET (XX)	LENGTH (XX)	LEFT SHLDR WIDTH	DRVNG LANE WIDTH	RIGHT SHLDR WIDTH	SURF DPTH	BASE DPTH	GRAD WIDTH	FIN WIDTH	TAADT	AAADT	ESALS	PAV AGE	EFF PAV AGE	LAST YEAR SEAL	PVMT TYPE	PVMT DESC	HWY PTY	FRT LVL	INTL CONS	PREV CONS	LTST CONS	LTST REHAB																																																																														
1	83	N		25.000	0.1750	25.958	0.0000	0.7778	8.0	24.0	8.0	6.5	6.0	50.0	40.0	435	1970 2023	474	80	18	2019	FLEX	ASPHT	RIC	1	1944	2009	2019	MICROSURFACI																																																																														
LINTON - 2ND ST SE TO N JCT 13																		2014	DIST	NA	RIDE	N/A	PRPI	N/A	IRI	N/A	2015	DIST	NA	RIDE	N/A	PRPI	N/A	IRI	N/A	2016	DIST	NA	RIDE	N/A	PRPI	N/A	IRI	N/A	2017	DIST	NA	RIDE	N/A	PRPI	N/A	IRI	N/A	2018	DIST	NA	RIDE	N/A	PRPI	N/A	IRI	N/A	2019	DIST	NA	RIDE	N/A	PRPI	N/A	IRI	N/A	2020	DIST	NA	RIDE	N/A	PRPI	N/A	IRI	N/A	2021	DIST	NA	RIDE	N/A	PRPI	N/A	IRI	N/A	2022	DIST	NA	RIDE	N/A	PRPI	N/A	IRI	N/A	2023	DIST	NA	RIDE	N/A	PRPI	N/A	IRI	N/A
																		1996 SEAL MC-3000P 1985-ASPHALT CEMENT-SPECIAL 80-120. 2003 - PCN 15514 INTERMITTENT PATCHING 25.021 TO 26.319																																																																																									

REF PT	RIDE	DST	RUT (IN)	IRI IN/MI	PRPI	AVG NUM (2023) FLT	AC	BLD	LC	TC	BC	RW	BP	RT
AVG	N/A	NA	N/A	N/A	N/A	N/A	N/A	N/A	N/A	N/A	N/A	N/A	N/A	N/A

16 OCCURS DPTH (IN)	COMPONENTS	LSHL WIDTH (FT)	RDWY WIDTH (FT)	RSHL WIDTH (FT)	OIL/CON TYPE	CLS AGG	YEAR	COST THOUS	DSN LFE	PCN	SUB	H
5.0	AGGREGATE BASE		36.0				1941					
2.5	COLD BITUMINOUS PAVEMENT		22.0		MC-5		1944		20			
6.0	WIDENING		50.0				1984	80				
5.0	AGGREGATE BASE	11.5		11.5			1984					
2.5	RECYCLED HOT BIT PAVMNT		27.0				1985		12			
2.0	RECYCLED HOT BIT PAVMNT	4.0		4.0			1985					
4.0	AGGREGATE BASE	6.5		6.5			1985					
	CONTRACT SAND SEAL		27.0		AE-150S		1986	4				
	CONTRACT CHIP SEAL		27.0		MC-3000		1996	9				
	INT CONT PATCH-1.25"		27.0		PG 58-28	27	2003			15514		1
2.0	HBP-SUPERPAVE-FAA 45	8.0	24.0	8.0	PG 58-28	SP	2009	260	10	16727		1
	SLURRY SEAL		40.0		CRS2P	SS	2012			19485		1
-.5	MICROMILL		36.0				2019			21976		1
	MICROSURFACING		24.0		CQS-1H	MC	2019	52	7	21976		1
	FEDERAL AID SAND SEAL	6.0		6.0	CRS2P	45	2019			21976		1

ENGLISH

D	HWY	S	D	FROM REF PT	FROM OFFSET (XX)	TO REF PT	TO OFFSET (XX)	LENGTH (XX)	LEFT SHLDR WIDTH	DRVNG LANE WIDTH	RIGHT SHLDR WIDTH	SURF DPTH	BASE DPTH	GRAD WDTN	FIN WDTN	TAADT	AAADT	ESALS	PAV AGE	EFF PAV AGE	LAST YEAR SEAL	PVMT TYPE	PVMT DESC	HWY PTY	FRT LVL	INTL CONS	PREV CONS	LTST CONS	LTST REHAB
1	83	N		25.958	0.0000	30.000	0.9720	5.0165	8.0	24.0	8.0	6.0	6.0	50.0	40.0	330	1420 2023	284	15	15	2019	FLEX	ASPHT	RIC	1	2009	2019	2019	MICROSURFACI
LINTON TO 5 MILES NORTH																	2014	DIST	94	RIDE	4.00	PRPI	GOOD	IRI	60				
																	2015	DIST	93	RIDE	3.96	PRPI	GOOD	IRI	62				
																	2016	DIST	95	RIDE	3.81	PRPI	GOOD	IRI	69				
																	2017	DIST	87	RIDE	3.74	PRPI	GOOD	IRI	72				
																	2018	DIST	94	RIDE	3.63	PRPI	GOOD	IRI	77				
																	2019	DIST	98	RIDE	3.96	PRPI	GOOD	IRI	62				
																	2020	DIST	96	RIDE	3.97	PRPI	GOOD	IRI	62				
																	2021	DIST	94	RIDE	3.76	PRPI	GOOD	IRI	71				
																	2022	DIST	96	RIDE	3.75	PRPI	GOOD	IRI	72				
																	2023	DIST	92	RIDE	3.48	PRPI	GOOD	IRI	84				

1996 SEAL MC-3000P 1985-ASPHALT CEMENT-SPECIAL 80-120.
2003 - PCN 15514 INTERMITTENT PATCHING 25.021 TO 26.319

REF PT	RIDE	DST	RUT (IN)	IRI IN/MI	PRPI	AVG NUM (2023) FLT	NUM (2023) FLT AC	AVERAGE BLD	RIDE LC	DISTRESS TC	RUT BC	IRI RW	PRPI BP	IRI RT
26	3.28	91	0.13	94.00	GOOD	N/A	N/A	3	0	1	4	0	0	0
27	3.68	90	0.12	76.00	GOOD	N/A	N/A	3	0	1	5	0	0	0
28	3.66	94	0.14	76.00	GOOD	N/A	N/A	0	0	1	4	0	0	0
29	3.28	92	0.14	94.00	GOOD	N/A	N/A	3	0	1	3	0	0	0
30	3.51	94	0.15	83.00	GOOD	N/A	N/A	3	0	0	2	0	0	0
AVG	3.48	92	0.14	84.60	GOOD	N/A	N/A	2	0	1	4	0	0	0

17 OCCURS	DPNTH (IN)	COMPONENTS	LSHL WIDTH (FT)	RDWY WIDTH (FT)	RSHL WIDTH (FT)	OIL/CON TYPE	CLS AGG	YEAR	COST THOUS	DSN LFE	PCN	SUB	H
		GRADE		36.0				1941					
		5.0 AGGREGATE BASE		22.0				1944					
		2.5 COLD BITUMINOUS PAVEMENT		22.0		MC-5		1944		20			
		6.0 WIDENING		50.0				1984	513				
		5.0 AGGREGATE BASE	11.5		11.5			1984					
		2.5 RECYCLED HOT BIT PAVMNT		27.0				1985		12			
		2.0 RECYCLED HOT BIT PAVMNT	4.0		4.0			1985					
		4.0 AGGREGATE BASE	6.5		6.5			1985					
		CONTRACT SAND SEAL		27.0		AE-150S		1986	27				
		CONTRACT CHIP SEAL		27.0		MC-3000		1996	57				
		INT CONT PATCH-1.25"		27.0		PG 58-28	27	2003			15514	1	
	4.0	HBP-SUPERPAVE-FAA 45	6.0	54.0	6.0	PG 58-28	SP	2009	1728	20	16334	1	
		SLURRY SEAL		25.0		CRS2P	SS	2012			19485	1	
		FEDERAL AID SAND SEAL	5.5		5.5	CRS2P	45	2012			19485	1	
	-.5	MICROMILL		36.0				2019			21976	1	
		MICROSURFACING		24.0		CQS-1H	MC	2019	325	7	21976	1	
		FEDERAL AID SAND SEAL	6.0		6.0	CRS2P	45	2019			21976	1	

ENGLISH

D	HWY	S	D	FROM REF	FROM PT	TO REF	TO PT	LENGTH	LEFT SHLDR	DRVNG LANE	RIGHT SHLDR	SURF DPTH	BASE DPTH	GRAD WDTN	FIN WDTN	TAADT	AAADT	ESALS	PAV AGE	EFF PAV AGE	LAST YEAR SEAL	PVMT TYPE	PVMT DESC	HWY PTY	FRT LVL	INTL CONS	PREV CONS	LTST CONS	LTST REHAB
1	83	N		30.000	0.9720	41.623	0.0000	10.6362	8.0	24.0	8.0	7.5	8.0	50.0	40.0	330	1445 2023	284	15	15	2019	FLEX	ASPHT	RIC	1	2009	2019	2019	MICROSURFACI
5 M N OF LINTON TO JCT 34 HAZELTON																		2014	DIST	92	RIDE	4.10	PRPI	GOOD	IRI	56			
																		2015	DIST	93	RIDE	3.95	PRPI	GOOD	IRI	63			
																		2016	DIST	93	RIDE	3.91	PRPI	GOOD	IRI	65			
																		2017	DIST	86	RIDE	3.82	PRPI	GOOD	IRI	69			
																		2018	DIST	93	RIDE	3.75	PRPI	GOOD	IRI	72			
																		2019	DIST	99	RIDE	3.95	PRPI	GOOD	IRI	63			
																		2020	DIST	95	RIDE	4.04	PRPI	GOOD	IRI	59			
																		2021	DIST	94	RIDE	3.73	PRPI	GOOD	IRI	73			
																		2022	DIST	95	RIDE	3.84	PRPI	GOOD	IRI	68			
																		2023	DIST	93	RIDE	3.52	PRPI	GOOD	IRI	82			

1985-ASPHALT CEMENT SPECIAL 80-120. 1996 SEAL MC-3000P
2009 - PCN 16334 MINE AND BLEND OPERATION PERFORMED IN VARIOUS AREAS
ON THIS SECTION.

REF PT	RIDE	DST	RUT (IN)	IRI IN/MI	PRPI	AVG NUM (2023) FLT	AC	BLD	LC	TC	BC	RW	BP	RT
31	3.41	93	0.11	88.00	GOOD	N/A	N/A	3	0	1	2	0	0	0
32	3.74	92	0.12	73.00	GOOD	N/A	N/A	3	0	1	3	0	0	0
33	3.58	91	0.14	80.00	GOOD	N/A	N/A	3	0	1	4	0	0	0
34	3.49	95	0.14	84.00	GOOD	N/A	N/A	0	0	1	3	0	0	0
35	3.33	93	0.11	92.00	GOOD	N/A	N/A	3	0	1	2	0	0	0
36	3.58	94	0.11	80.00	GOOD	N/A	N/A	3	0	0	2	0	0	0
37	3.63	92	0.10	77.00	GOOD	N/A	N/A	3	0	0	4	0	0	0
38	3.51	93	0.11	83.00	GOOD	N/A	N/A	3	0	0	3	0	0	0
39	3.40	94	0.12	89.00	GOOD	N/A	N/A	3	0	1	1	0	0	0
40	3.37	95	0.11	89.00	GOOD	N/A	N/A	3	0	0	1	0	0	0
41	3.66	93	0.14	76.00	GOOD	N/A	N/A	3	0	1	2	0	0	0
AVG	3.52	93	0.12	82.82	GOOD	N/A	N/A	3	0	1	2	0	0	0

13 OCCURS	LSHL WDTN	RDWY WDTN	RSHL WDTN	OIL/CON TYPE	CLS AGG	YEAR	COST THOUS	DSN LFE	PCN	SUB	H
8.0 AGGREGATE BASE		44.0				1984					
4.0 RECYCLED HOT BIT PAVMNT		27.0				1985		20			
3.0 AGGREGATE BASE	6.5		6.5			1985					
CONTRACT SAND SEAL		27.0		AE-150S		1986	51				
INT CONT PATCH-1.5"		26.0		120-150		1992	170				
INT CONT PATCH-1.5"		26.0		120-150		1993	273				
CONTRACT CHIP SEAL		27.0		MC-3000		1996	113				
4.0 HBP-SUPERPAVE-FAA 45	6.0	24.0	6.0	PG 58-28	SP	2009	5441	20	16334		1
SLURRY SEAL		25.0		CRS2P	SS	2012			19485		1
FEDERAL AID SAND SEAL	5.5		5.5	CRS2P	45	2012			19485		1
-.5 MICROMILL		24.0				2019			21976		1
MICROSURFACING		36.0		CQS-1H	MC	2019	688	7	21976		1
FEDERAL AID SAND SEAL	6.0		6.0	CRS2P	45	2019			21976		1

ENGLISH

D	HWY	S	D	FROM REF	FROM PT	TO REF	TO PT	LENGTH (XX)	LEFT SHLDR WIDTH	DRVNG LANE WIDTH	RIGHT SHLDR WIDTH	SURF DPTH	BASE DPTH	GRAD WIDTH	FIN WIDTH	TAADT	AADT	ESALS	PAV AGE	EFF PAV AGE	LAST YEAR SEAL	PVMT TYPE	PVMT DESC	HWY PTY	FRT LVL	INTL CONS	PREV CONS	LTST CONS	LTST REHAB				
1	83	N		41.623	0.0000	44.000	0.0000	2.3819	4.7	24.0	4.7	9.0	9.0	44.0	33.4	380	1559 2023	319	19	19	2018	FLEX	ASPHT	RIC	1	2005	2017	2018	MICROSURFACI				
JCT 34 NORTH TO RPT 44																		2014	DIST	92	RIDE	3.75	PRPI	GOOD	IRI	72							
																		2015	DIST	91	RIDE	3.45	PRPI	GOOD	IRI	86							
																		2016	DIST	96	RIDE	3.45	PRPI	GOOD	IRI	85							
																		2017	DIST	93	RIDE	4.44	PRPI	GOOD	IRI	42							
																		2018	DIST	98	RIDE	3.88	PRPI	GOOD	IRI	66							
																		2019	DIST	97	RIDE	4.38	PRPI	GOOD	IRI	44							
																		2020	DIST	97	RIDE	4.31	PRPI	GOOD	IRI	47							
																		2021	DIST	93	RIDE	4.34	PRPI	GOOD	IRI	46							
																		2022	DIST	94	RIDE	4.25	PRPI	GOOD	IRI	50							
																		2023	DIST	95	RIDE	4.27	PRPI	GOOD	IRI	49							

1997 RIPRAP PLACED AT LONG LAKE NEAR MP 56.

REF PT	RIDE	DST	RUT (IN)	IRI IN/MI	PRPI	AVG NUM (2023) FLT	NUM (2023) FLT	AC	BLD	LC	TC	BC	RW	BP	RT
42	4.28	94	0.09	48.00	GOOD	N/A	N/A	3	0	0	2	0	0	0	0
43	4.25	96	0.10	50.00	GOOD	N/A	N/A	0	0	1	2	0	0	0	0
AVG	4.27	95	0.10	49.00	GOOD	N/A	N/A	2	0	1	2	0	0	0	0

18 OCCURS DPTH (IN)	COMPONENTS	LSHL WPTH (FT)	RDWY WPTH (FT)	RSHL WPTH (FT)	OIL/CON TYPE	CLS AGG	YEAR	COST THOUS	DSN LFE	PCN	SUB	H
	GRADE		44.0				1961	60				
4.5	AGGREGATE BASE		42.0				1961					
4.5	EMULSIFIED BASE		40.0		SS-1		1961	50				
2.0	HOT BIT PAVEMENT		40.0		120-150		1963					
2.5	HOT BIT PAVEMENT		24.0		120-150		1963	47	20			
	CONTRACT CHIP SEAL		24.0		HFMS-2		1990	23				
	CONTRACT SAND SEAL				MC-800		1990					
	INT CONT PATCH-1.5"		24.0		120-150		1992	9				
	DRIVE SLOPE FLATTENING						1993	6				
	INT CONT PATCH-1.0"		26.0		120-150		1995	20				
	RIPRAP						1997	24		11625		1
	INT CONT PATCH-1.5"		24.0		120-150		1997	49		1593		1
3.5	HOT BIT PAVEMENT	6.0	24.0	6.0	PG 58-28	SP	2005	394	20	946		1
	FEDERAL AID CHIP SEAL		36.0		CRS2P	43	2007	76		16904		1
-1.0	MILLING		3.0	24.0	3.0		2017	308		21655		1
2.0	HBP-SUPERPAVE-FAA 45		4.7	24.0	4.7	PG 64-28	SP	2017		7	21655	1
	MICROSURFACING		24.0				MC	2018	96	7	21977	1
	FEDERAL AID SAND SEAL	4.0		4.0	CRS2P	45	2018			21977		1

ENGLISH

D	HWY	S	D	FROM REF	FROM PT	TO REF	TO PT	LENGTH (XX)	LEFT SHLDR WIDTH	DRVNG LANE WIDTH	RIGHT SHLDR WIDTH	SURF DPTH	BASE DPTH	GRAD WDTN	FIN WDTN	TAADT	AADT	ESALS	PAV AGE	EFF PAV AGE	LAST YEAR SEAL	PVMT TYPE	PVMT DESC	HWY PTY	FRT LVL	INTL CONS	PREV CONS	LTST CONS	LTST REHAB
1	83	N		44.000	0.0000	64.000	0.0000	19.9904	5.1	24.0	5.1	8.0	9.0	44.0	34.2	380	1542 2023	315	19	19	2018	FLEX	ASPHT	RIC	1	2005	2017	2018	MICROSURFACI
RPT 44 TO STERLING																		2014	DIST	94	RIDE	3.75	PRPI	GOOD	IRI	72			
1997 RIPRAP PLACED AT LONG LAKE NEAR MP 56.																		2015	DIST	91	RIDE	3.66	PRPI	GOOD	IRI	76			
																		2016	DIST	95	RIDE	3.54	PRPI	GOOD	IRI	81			
																		2017	DIST	93	RIDE	4.48	PRPI	GOOD	IRI	39			
																		2018	DIST	98	RIDE	3.93	PRPI	GOOD	IRI	64			
																		2019	DIST	94	RIDE	4.41	PRPI	GOOD	IRI	42			
																		2020	DIST	95	RIDE	4.37	PRPI	GOOD	IRI	44			
																		2021	DIST	93	RIDE	4.36	PRPI	GOOD	IRI	45			
																		2022	DIST	94	RIDE	4.28	PRPI	GOOD	IRI	48			
																		2023	DIST	93	RIDE	4.32	PRPI	GOOD	IRI	46			

REF PT	RIDE	DST	RUT (IN)	IRI IN/MI	PRPI	AVG NUM (2023) FLT	AC	AVERAGE BLD	RIDE LC	DISTRESS TC	BC	RW	BP	RT
44	4.26	96	0.13	49.00	GOOD	N/A	N/A	0	0	1	2	0	0	0
45	4.25	93	0.13	50.00	GOOD	N/A	N/A	3	0	0	3	0	0	0
46	4.32	93	0.12	47.00	GOOD	N/A	N/A	3	0	0	3	0	0	0
47	4.29	94	0.12	48.00	GOOD	N/A	N/A	3	0	0	2	0	0	0
48	4.37	93	0.14	45.00	GOOD	N/A	N/A	3	0	1	2	0	0	0
49	4.25	93	0.14	50.00	GOOD	N/A	N/A	3	0	1	2	0	0	0
50	4.25	93	0.16	50.00	GOOD	N/A	N/A	3	0	0	3	0	0	0
51	4.38	94	0.14	44.00	GOOD	N/A	N/A	3	0	0	2	0	0	0
52	4.38	94	0.15	44.00	GOOD	N/A	N/A	3	0	0	2	0	0	0
53	4.32	92	0.15	47.00	GOOD	N/A	N/A	3	0	0	4	0	0	0
54	4.32	93	0.14	47.00	GOOD	N/A	N/A	3	0	0	3	0	0	0
55	4.27	91	0.16	49.00	GOOD	N/A	N/A	3	0	3	2	0	0	0
56	4.36	91	0.11	45.00	GOOD	N/A	N/A	3	0	2	3	0	0	0
57	4.32	93	0.12	47.00	GOOD	N/A	N/A	3	0	0	3	0	0	0
58	4.44	93	0.10	41.00	GOOD	N/A	N/A	3	0	0	3	0	0	0
59	4.41	96	0.11	43.00	GOOD	N/A	N/A	0	0	0	3	0	0	0
60	4.36	93	0.12	45.00	GOOD	N/A	N/A	3	0	0	3	0	0	0
61	4.39	93	0.11	44.00	GOOD	N/A	N/A	3	0	0	3	0	0	0
62	4.29	92	0.12	48.00	GOOD	N/A	N/A	3	0	1	3	0	0	0
63	4.24	92	0.12	51.00	GOOD	N/A	N/A	3	0	1	3	0	0	0
AVG	4.32	93	0.13	46.70	GOOD	N/A	N/A	3	0	1	3	0	0	0

18 OCCURS DPTH (IN)	COMPONENTS	LSHL WDTN (FT)	RDWY WDTN (FT)	RSHL WDTN (FT)	OIL/CON TYPE	CLS AGG	YEAR	COST THOUS	DSN LFE	PCN	SUB	H
44.0	GRADE		44.0				1961	507				
4.5	AGGREGATE BASE		42.0				1961					
4.5	EMULSIFIED BASE		40.0		SS-1		1961	421				
2.0	HOT BIT PAVEMENT		40.0		120-150		1963					
2.5	HOT BIT PAVEMENT		24.0		120-150		1963	392	20			
	CONTRACT CHIP SEAL		24.0		HFMS-2		1990	194				
	CONTRACT SAND SEAL				MC-800		1990					
	INT CONT PATCH-1.5"		24.0		120-150		1992	75				
	DRIVE SLOPE FLATTENING						1993	48				
	INT CONT PATCH-1.0"		26.0		120-150		1995	171				
	RIPRAP						1997	197		11625		1
	INT CONT PATCH-1.5"		24.0		120-150	27	1997	413		1593		1
2.5	HOT BIT PAVEMENT	6.0	24.0	6.0	PG 58-28	SP	2005	3308	20	964		1
	FEDERAL AID CHIP SEAL		36.0		CRS2P	43	2007	640		16904		1
-1.0	MILLING		3.0	24.0	3.0		2017	2585		21655		1
2.0	HBP-SUPERPAVE-FAA 45	5.1	24.0	5.1	PG 64-28	SP	2017		7	21655		1
	MICROSURFACING		24.0			MC	2018	811	7	21977		1
	FEDERAL AID SAND SEAL	4.0		4.0	CRS2P	45	2018			21977		1

ENGLISH

D	HWY	S	D	FROM REF	FROM OFFSET	TO REF	TO OFFSET	LENGTH	LEFT SHLDR	DRVNG LANE	RIGHT SHLDR	SURF DPTH	BASE DPTH	GRAD WIDTH	FIN WIDTH	TAADT	AAADT	ESALS	PAV AGE	EFF PAV AGE	LAST YEAR	PVMT TYPE	PVMT DESC	HWY PTY	FRT LVL	INTL CONS	PREV CONS	LTST CONS	LTST REHAB				
1	83	N		64.000	0.0000	64.000	0.6407	0.6407	7.6	24.0	7.6	6.5	15.0	60.0	39.2	388	1682 2023	328	14	14	2018	FLEX	ASPHT	RIC	1	2010	2017	2018	MICROSURFACI				
STERLING																		2014	DIST	92	RIDE	3.02	PRPI	FAIR	IRI	106							
																		2015	DIST	83	RIDE	3.20	PRPI	FAIR	IRI	98							
																		2016	DIST	89	RIDE	2.91	PRPI	POOR	IRI	112							
																		2017	DIST	93	RIDE	4.07	PRPI	GOOD	IRI	58							
																		2018	DIST	97	RIDE	3.50	PRPI	GOOD	IRI	83							
																		2019	DIST	93	RIDE	3.85	PRPI	GOOD	IRI	68							
																		2020	DIST	92	RIDE	3.81	PRPI	GOOD	IRI	70							
																		2021	DIST	91	RIDE	3.73	PRPI	GOOD	IRI	73							
																		2022	DIST	93	RIDE	3.68	PRPI	GOOD	IRI	76							
																		2023	DIST	92	RIDE	3.61	PRPI	GOOD	IRI	79							

1997 RIPRAP PLACED AT LONG LAKE NEAR MP 56.

REF PT	RIDE	DST	RUT (IN)	IRI IN/MI	PRPI	AVG NUM (2023) FLT	NUM (2023) AC	AVERAGE BLD	RIDE LC	DISTRESS TC	RUT BC	RUT RW	RUT BP	RUT RT
64	3.61	92	0.14	79.00	GOOD	N/A	N/A	3	0	1	3	0	0	0
AVG	3.61	92	0.14	79.00	GOOD	N/A	N/A	3	0	1	3	0	0	0

9 OCCURS DPTH (IN)	COMPONENTS	LSHL WIDTH (FT)	RDWY WIDTH (FT)	RSHL WIDTH (FT)	OIL/CON TYPE	CLS AGG	YEAR	COST THOUS	DSN LFE	PCN	SUB	H
15.0	SALVAGED AGGR BASE		60.0				2010			15510	1	
5.5	HOT BIT PAVEMENT	8.0	24.0	8.0	PG 58-28	31	2010		20	15510	1	
	SLURRY SEAL		25.0		CRS2P	SS	2012			19864	1	
	FEDERAL AID SAND SEAL	5.5		5.5	CRS2P	45	2012			19864	1	
-1.0	MILLING	8.0	24.0	8.0			2017	83		21655	1	
2.0	HBP-SUPERPAVE-FAA 45	7.6	24.0	7.6	PG 64-28	SP	2017		7	21655	1	
	MICROSURFACING		24.0		MC		2018	26	7	21977	1	
	FEDERAL AID SAND SEAL	7.5		7.5	CRS2P	45	2018			21977	1	

ENGLISH

D	HWY	S	D	FROM REF PT	FROM OFFSET (XX)	TO REF PT	TO OFFSET (XX)	LENGTH (XX)	LEFT SHLDR WIDTH	DRVNG LANE WIDTH	RIGHT SHLDR WIDTH	SURF DPTH	BASE DPTH	GRAD WIDTH	FIN WIDTH	TAADT	AAADT	ESALS	PAV AGE	EFF PAV AGE	LAST YEAR SEAL	PVMT TYPE	PVMT DESC	HWY PTY	FRT LVL	INTL CONS	PREV CONS	LTST CONS	LTST REHAB				
1	83	N		64.000	0.6407	65.000	0.1340	0.4975	5.1	24.0	5.1	8.0	9.0	44.0	34.2	395	1798 2023	336	19	19	2018	FLEX	ASPHT	RIC	1	2005	2017	2018	MICROSURFACI				
STERLING TO JCT OLD US HWY 10																		2014	DIST	85	RIDE	3.10	PRPI	GOOD	IRI	102							
																		2015	DIST	88	RIDE	3.49	PRPI	GOOD	IRI	84							
																		2016	DIST	89	RIDE	3.04	PRPI	FAIR	IRI	106							
																		2017	DIST	89	RIDE	4.11	PRPI	GOOD	IRI	56							
																		2018	DIST	93	RIDE	3.58	PRPI	GOOD	IRI	80							
																		2019	DIST	91	RIDE	3.92	PRPI	GOOD	IRI	64							
																		2020	DIST	91	RIDE	3.87	PRPI	GOOD	IRI	67							
																		2021	DIST	89	RIDE	3.92	PRPI	GOOD	IRI	64							
																		2022	DIST	91	RIDE	3.76	PRPI	GOOD	IRI	72							
																		2023	DIST	90	RIDE	3.76	PRPI	GOOD	IRI	72							

1997 RIPRAP PLACED AT LONG LAKE NEAR MP 56.

REF PT	RIDE	DST	RUT (IN)	IRI IN/MI	PRPI	AVG NUM (2023) FLT	AVG NUM (2023) FLT AC	AVERAGE RIDE, DISTRESS & RUT														
						BLD	LC	TC	BC	RW	BP	RT										
65	3.76	90	0.14	72.00	GOOD	N/A	N/A	3	0	2	4	0	0	0	0							
AVG						3.76	90	0.14	72.00	GOOD	N/A	N/A	3	0	2	4	0	0	0	0	0	0

18 OCCURS DPTH (IN)	COMPONENTS	LSHL WIDTH (FT)	RDWY WIDTH (FT)	RSHL WIDTH (FT)	OIL/CON TYPE	CLS AGG	YEAR	COST THOUS	DSN LFE	PCN	SUB	H
	GRADE		44.0				1961	13				
4.5	AGGREGATE BASE		42.0				1961					
4.5	EMULSIFIED BASE		40.0		SS-1		1961	10				
2.0	HOT BIT PAVEMENT		40.0		120-150		1963					
2.5	HOT BIT PAVEMENT		24.0		120-150		1963	10	20			
	CONTRACT CHIP SEAL		24.0		HFMS-2		1990	5				
	CONTRACT SAND SEAL				MC-800		1990					
	INT CONT PATCH-1.5"		24.0		120-150		1992	2				
	DRIVE SLOPE FLATTENING						1993	1				
	INT CONT PATCH-1.0"		26.0		120-150		1995	4				
	RIPRAP						1997	5		11625	1	
	INT CONT PATCH-1.5"		24.0		120-150	27	1997	10		1593	1	
2.5	HOT BIT PAVEMENT	6.0	24.0	6.0	PG 58-28	SP	2005	82	20	964	1	
	FEDERAL AID CHIP SEAL		36.0		CRS2P	43	2007	16		16904	1	
-1.0	MILLING	3.0	24.0	3.0			2017	64		21655	1	
2.0	HBP-SUPERPAVE-FAA 45	5.1	24.0	5.1	PG 64-28	SP	2017		7	21655	1	
	MICROSURFACING		24.0			MC	2018	20	7	21977	1	
	FEDERAL AID SAND SEAL	4.0		4.0	CRS2P	45	2018			21977	1	

ENGLISH

D	HWY	S	D	FROM REF	FROM PT	TO REF	TO PT	LENGTH	LEFT SHLDR	DRVNG LANE	RIGHT SHLDR	SURF DPTH	BASE DPTH	GRAD WDTN	FIN WDTN	TAADT	AAADT	ESALS	PAV AGE	EFF PAV AGE	LAST YEAR	PVMT TYPE	PVMT DESC	HWY SYS	FRT LVL	INTL CONS	PREV CONS	LTST CONS	LTST REHAB																																																																														
1	83	N		65.000	0.1340	65.934	0.0000	0.7910	4.7	24.0	4.7	10.5	5.0	44.0	33.6	405	2030 2023	535	19	19		FLEX	ASPHT	RIC	1	2005	2017	2017	HBP-SUPERPAV																																																																														
JCT OLD 10-STERLING-N TO I-94																		2014	DIST	NA	RIDE	N/A	PRPI	N/A	IRI	N/A	2015	DIST	NA	RIDE	N/A	PRPI	N/A	IRI	N/A	2016	DIST	NA	RIDE	N/A	PRPI	N/A	IRI	N/A	2017	DIST	NA	RIDE	N/A	PRPI	N/A	IRI	N/A	2018	DIST	NA	RIDE	N/A	PRPI	N/A	IRI	N/A	2019	DIST	NA	RIDE	N/A	PRPI	N/A	IRI	N/A	2020	DIST	NA	RIDE	N/A	PRPI	N/A	IRI	N/A	2021	DIST	NA	RIDE	N/A	PRPI	N/A	IRI	N/A	2022	DIST	NA	RIDE	N/A	PRPI	N/A	IRI	N/A	2023	DIST	NA	RIDE	N/A	PRPI	N/A	IRI	N/A

REF PT	RIDE	DST	RUT (IN)	IRI IN/MI	PRPI	AVG NUM (2023) FLT	NUM AC	AVERAGE BLD	RIDE LC	DISTRESS TC	& BC	RUT RW	BP	RT
AVG	N/A	NA	N/A	N/A	N/A	N/A	N/A	N/A	N/A	N/A	N/A	N/A	N/A	N/A

10 OCCURS DPTH (IN)	COMPONENTS	LSHL WDTN (FT)	RDWY WDTN (FT)	RSHL WDTN (FT)	OIL/CON TYPE	CLS AGG	YEAR	COST THOUS	DSN LFE	PCN	SUB	H
5.0	AGGREGATE BASE		44.0	41.0			1961	14				
4.0	HOT BIT PAVEMENT		40.0		120-150		1963					
2.0	HOT BIT PAVEMENT		24.0		120-150		1963	15	20			
	CONTRACT CHIP SEAL		24.0		HFMS-2		1990	8				
	CONTRACT SAND SEAL				MC-800		1990					
3.5	HOT BIT PAVEMENT	6.0	24.0	6.0	PG 58-28	SP	2005	131	20	964		1
	FEDERAL AID CHIP SEAL		36.0		CRS2P	43	2007	25		16904		1
-1.0	MILLING		3.0	24.0	3.0		2017	78		21655		1
2.0	HBP-SUPERPAVE-FAA 45	4.7	24.0	4.7	PG 64-28	SP	2017	7		21655		1

ENGLISH

D	HWY	S	D	FROM REF	FROM PT	TO REF	TO PT	LENGTH (XX)	LEFT SHLDR WIDTH	DRVNG LANE WIDTH	RIGHT SHLDR WIDTH	SURF DPTH	BASE DPTH	GRAD WIDTH	FIN WIDTH	TAADT	AADT	ESALS	PAV AGE	EFF PAV AGE	LAST PAV YEAR	SEAL	PVMT TYPE	PVMT DESC	HWY PTY	FRT LVL	INTL CONS	PREV CONS	LT2012	LT2023	LTST REHAB																					
1	83	N		88.998	0.0000	89.000	0.8320	0.8401		36.0		10.0	24.0	42.0	36.0	314	19131 2022	284	21	11			CONCR	JOINT	UIC	1	2003	2012	2023	CPR_ONLY																						
JCT I-94 NORTH (E LANE)																		2014	DIST	90	RIDE	2.46	PRPI	POOR	IRI	134																										
																		2015	DIST	89	RIDE	2.43	PRPI	POOR	IRI	136																										
																		2016	DIST	88	RIDE	2.44	PRPI	POOR	IRI	135																										
																		2017	DIST	83	RIDE	1.89	PRPI	POOR	IRI	166																										
																		2018	DIST	82	RIDE	2.54	PRPI	POOR	IRI	131																										
																		2019	DIST	86	RIDE	2.37	PRPI	POOR	IRI	139																										
																		2020	DIST	88	RIDE	2.23	PRPI	POOR	IRI	147																										
																		2021	DIST	87	RIDE	2.58	PRPI	POOR	IRI	128																										
																		2022	DIST	89	RIDE	2.23	PRPI	POOR	IRI	147																										
																		2023	DIST	94	RIDE	3.91	PRPI	GOOD	IRI	65																										

REF PT	RIDE	DST	RUT (IN)	IRI IN/MI	PRPI	AVG NUM (2023) AVERAGE RIDE, DISTRESS & RUT																												
FLT	FLT	DC	CB	LJS	LC	TC	TJS	FLT	BS	BP	CP																							
88	N/A	NA	N/A	N/A	N/A	0.00	0	N/A	N/A	N/A	N/A	N/A	N/A	N/A	N/A	N/A	N/A	N/A	N/A	N/A	N/A	N/A	N/A	N/A	N/A	N/A	N/A	N/A	N/A	N/A	N/A	N/A		
89	3.91	94	N/A	65.00	GOOD	0.09	96	0	0	0	0	0	1	3	0	0	1																	
AVG	3.91	94	N/A	65.00	GOOD	0.05	48	0	0	0	0	0	1	3	0	0	1																	

8 OCCURS	DPHTH (IN)	COMPONENTS	LSHL WPTH (FT)	RDWY WPTH (FT)	RSHL WPTH (FT)	OIL/CON TYPE	CLS AGG	YEAR	COST THOUS	DSN LFE	PCN	SUB	H
	24.0	GRADE		60.0				2003			12302	1	
	24.0	BLENDED BASE		40.0				2003			12302	1	
	10.0	NON-REINF PCC		36.0		AE	S4	2003	3146	30	12302	1	
		CURB & GUTTER FACE-FACE		36.0				2003			12302	1	
		DOWELED						2003			12302	1	
		CONCRETE PAVEMENT REPAIR		36.0				2012	372	10	18480	1	
		GRINDING		36.0				2023	2227		22770	1	
		CONCRETE PAVEMENT REPAIR		36.0				2023		10	22770	1	

ENGLISH

D	HWY	S	D	FROM REF	FROM PT	TO REF	TO PT	LENGTH (XX)	LEFT SHLDR WIDTH	DRVNG LANE WIDTH	RIGHT SHLDR WIDTH	SURF DPTH	BASE DPTH	GRAD WDT	FIN WDT	TAADT	AAADT	ESALS	PAV AGE	EFF PAV AGE	LAST YEAR SEAL	PVMT TYPE	PVMT DESC	HWY PTY	FRT LVL	INTL CONS	PREV CONS	LTST CONS	LTST REHAB
1	83	N		89.000	0.8320	100.000	0.6270	10.7843	9.5	24.0	9.5	8.0	9.0	52.0	43.0	360	5864 2023	312	60	14	2020	FLEX	ASPHT	RIC	1	1964	2010	2020	MICROSURFACI
BISMARCK N TO MIDWAY																			2014	DIST	87	RIDE	3.80	PRPI	GOOD	IRI	70		
																			2015	DIST	86	RIDE	3.64	PRPI	GOOD	IRI	77		
																			2016	DIST	87	RIDE	3.47	PRPI	GOOD	IRI	85		
																			2017	DIST	82	RIDE	3.49	PRPI	GOOD	IRI	84		
																			2018	DIST	88	RIDE	3.31	PRPI	GOOD	IRI	92		
																			2019	DIST	81	RIDE	3.53	PRPI	GOOD	IRI	82		
																			2020	DIST	99	RIDE	4.26	PRPI	GOOD	IRI	49		
																			2021	DIST	98	RIDE	4.26	PRPI	GOOD	IRI	49		
																			2022	DIST	96	RIDE	4.24	PRPI	GOOD	IRI	50		
																			2023	DIST	95	RIDE	4.17	PRPI	GOOD	IRI	53		

_PCN 14436 MICROSURFACING \$21,411
2009 PCN 17262 - NEW CONSTRUCTION OF TURN LANES AND EXTENSION OF TURN LANES.

REF PT	RIDE	DST	RUT (IN)	IRI IN/MI	PRPI	AVG NUM (2023) FLT	NUM (2023) FLT AC	AVERAGE BLD	RIDE LC	DISTRESS TC	& BC	RUT RW	BP	RT
90	3.85	89	0.22	68.00	GOOD	N/A	N/A	0	0	4	0	0	0	6
91	4.01	83	0.20	60.00	GOOD	N/A	N/A	3	0	4	3	0	0	6
92	4.08	91	0.17	58.00	GOOD	N/A	N/A	3	0	3	2	0	0	0
93	4.25	97	0.16	50.00	GOOD	N/A	N/A	0	0	0	2	0	0	0
94	4.24	97	0.17	50.00	GOOD	N/A	N/A	0	0	0	2	0	0	0
95	4.26	98	0.17	49.00	GOOD	N/A	N/A	0	0	0	1	0	0	0
96	4.21	98	0.16	51.00	GOOD	N/A	N/A	0	0	0	1	0	0	0
97	4.21	98	0.18	51.00	GOOD	N/A	N/A	0	0	0	1	0	0	0
98	4.35	98	0.18	46.00	GOOD	N/A	N/A	0	0	0	1	0	0	0
99	4.25	93	0.18	50.00	GOOD	N/A	N/A	0	0	4	2	0	0	0
100	4.12	98	0.18	55.00	GOOD	N/A	N/A	0	0	0	1	0	0	0
AVG	4.17	95	0.18	53.45	GOOD	N/A	N/A	1	0	1	2	0	0	1

17 OCCURS DPTH (IN)	COMPONENTS	LSHL WDT (FT)	RDWY WDT (FT)	RSHL WDT (FT)	OIL/CON TYPE	CLS AGG	YEAR	COST THOUS	DSN LFE	PCN	SUB	H
	GRADE		52.0				1964					
5.0	AGGREGATE BASE		48.0				1964	117				
4.0	PLANT MIX BIT BASE		46.0		120-150		1964					
2.0	HOT BIT PAVEMENT		24.0		120-150		1964	326	20			
	PLANT MIX SEAL		24.0		RC-800		1975	117				
1.5	HOT BIT PAVEMENT		27.0		120-150		1983	770	5			
	HOT BIT PAVEMENT	9.0		9.0			1983					
	CONTRACT CHIP SEAL		29.0		RC-800		1984	147				
	CONTRACT CHIP SEAL	3.0	24.0	9.0	MC-3000P	43	1997	141		1480	1	
1.5	HOT BIT PAVEMENT		27.0		PG 58-28	31	2002	832	5	14050	1	
2.0	HBP-SUPERPAVE-FAA 45		43.0		PG 58-28	SP	2010	1660	10	17106	1	
	FEDERAL AID SAND SEAL	9.0		9.0	CRS2P	45	2011			17350	1	
	MICROSURFACING		25.0			MC	2011	547		17350	1	
-2.0	MILLING		43.0				2020			17378	1	
3.0	RAP-SUPERPAVE FAA 45		43.0		PG58H-34	SP	2020	3019	10	17378	1	
	MICROSURFACING		27.0			MC	2020			17378	1	
	CONTRACT SAND SEAL	8.0		8.0	CRS2P	45	2020			17378	1	

ENGLISH

D	HWY	S	D	FROM REF	FROM PT	TO REF	TO PT	LENGTH (XX)	LEFT SHLDR WIDTH	DRVNG LANE WIDTH	RIGHT SHLDR WIDTH	SURF DPTH	BASE DPTH	GRAD WDT	FIN WDT	TAADT	AADT	ESALS	PAV AGE	EFF PAV AGE	LAST YEAR SEAL	PVMT TYPE	PVMT DESC	HWY PTY	FRT LVL	INTL CONS	PREV CONS	LTST CONS	LTST REHAB
1	83	N		100.000	0.6270	111.000	0.3270	10.6925	7.5	24.0	9.5	7.5	7.0	50.0	41.0	391	3486 2023	304	55	14	2020	FLEX	ASPHT	RIC	1	1969	2010	2020	MICROSURFACI
MIDWAY TO WILTON																			2014	DIST 89	RIDE 3.79	PRPI	GOOD	IRI	70				
																			2015	DIST 88	RIDE 3.61	PRPI	GOOD	IRI	78				
																			2016	DIST 91	RIDE 3.58	PRPI	GOOD	IRI	79				
																			2017	DIST 85	RIDE 3.53	PRPI	GOOD	IRI	82				
																			2018	DIST 90	RIDE 3.33	PRPI	GOOD	IRI	91				
																			2019	DIST 80	RIDE 3.60	PRPI	GOOD	IRI	79				
																			2020	DIST 98	RIDE 4.33	PRPI	GOOD	IRI	46				
																			2021	DIST 98	RIDE 4.32	PRPI	GOOD	IRI	46				
																			2022	DIST 97	RIDE 4.31	PRPI	GOOD	IRI	47				
																			2023	DIST 96	RIDE 4.25	PRPI	GOOD	IRI	50				

PCN 14436 - MICROSURFACING \$21,411
2010 PCN 17956 - CONSTRUCT TURN LANES STATION 5835+42.5 TO 5844+73.93
2020 PCN 17378 - CONSTRUCT TURN LANES STATION 494+75.58 TO 504+44.27

REF PT	RIDE	DST	RUT (IN)	IRI IN/MI	PRPI	AVG NUM (2023) AVERAGE RIDE, DISTRESS & RUT									
PT						FLT	FLT	AC	BLD	LC	TC	BC	RW	BP	RT
101	4.28	96	0.19	48.00	GOOD	N/A	N/A	0	0	1	2	0	0	0	0
102	4.33	95	0.18	47.00	GOOD	N/A	N/A	3	0	0	1	0	0	0	0
103	4.27	98	0.19	49.00	GOOD	N/A	N/A	0	0	0	1	0	0	0	0
104	4.17	98	0.19	53.00	GOOD	N/A	N/A	0	0	0	1	0	0	0	0
105	4.18	98	0.19	53.00	GOOD	N/A	N/A	0	0	0	1	0	0	0	0
106	4.22	98	0.18	51.00	GOOD	N/A	N/A	0	0	0	1	0	0	0	0
107	4.32	98	0.17	47.00	GOOD	N/A	N/A	0	0	0	1	0	0	0	0
108	4.33	98	0.16	47.00	GOOD	N/A	N/A	0	0	0	1	0	0	0	0
109	4.33	98	0.16	47.00	GOOD	N/A	N/A	0	0	0	1	0	0	0	0
110	4.32	91	0.17	47.00	GOOD	N/A	N/A	3	0	3	2	0	0	0	0
111	3.98	85	0.15	62.00	GOOD	N/A	N/A	9	0	3	2	0	0	0	0
AVG	4.25	96	0.18	50.09	GOOD	N/A	N/A	1	0	1	1	0	0	0	0

19 OCCURS	COMPONENTS	LSHL WDT	RDWY WDT	RSHL WDT	OIL/CON TYPE	CLS AGG	YEAR	COST THOUS	DSN LFE	PCN	SUB	H
	GRADE		50.0				1968	627				
4.0	BITUMINOUS BASE C-C 104 FEET		46.0		SM-K		1968	288				
2.0	BITUMINOUS BASE		44.0		SC-3000		1969					
1.5	HOT BIT PAVEMENT		24.0		85-100		1969	209	20			
1.5	HOT BIT PAVEMENT		27.0		120-150		1983	763	5			
	HOT BIT PAVEMENT CONTRACT CHIP SEAL	9.0		7.0			1983					
	INT CONT PATCH-1.5"		29.0		RC-800		1984	145				
	CONTRACT CHIP SEAL		27.0		85-100	29	1997			1480	1	
	CONTRACT CHIP SEAL	3.0	24.0	9.0	MC-3000P	43	1997	140				
1.5	HOT BIT PAVEMENT		27.0		PG 58-28	31	2002	832	5	14050	1	
	INT CONT PATCH-1.5"		27.0		PG 58-28	27	2008	578		17348	1	
2.0	HBP-SUPERPAVE-FAA 45		41.0		PG 58-28	SP	2010	1646	10	17106	1	
	FEDERAL AID SAND SEAL	7.0		9.0	CRS2P	45	2011			17350	1	
	MICROSURFACING		25.0		MC	2011	542			17350	1	
-2.0	MILLING		41.0				2020			17378	1	
3.0	RAP-SUPERPAVE FAA 45		41.0		PG58H-34	SP	2020	2993	10	17378	1	
	MICROSURFACING		27.0		MC	2020				17378	1	
	CONTRACT SAND SEAL	6.0		8.0	CRS2P	45	2020			17378	1	

ENGLISH

D	HWY	S	D	FROM REF PT	FROM OFFSET (XX)	TO REF PT	TO OFFSET (XX)	LENGTH (XX)	LEFT SHLDR WIDTH	DRVNG LANE WIDTH	RIGHT SHLDR WIDTH	SURF DPTH	BASE DPTH	GRAD WIDTH	FIN WIDTH	TAADT	AAADT	ESALS	PAV AGE	EFF PAV AGE	LAST PAV YEAR SEAL	PVMT TYPE	PVMT DESC	HWY PTY	FRT LVL	INTL CONS	PREV CONS	LTST CONS	LTST REHAB
1	83	N		111.000	0.3270	113.000	0.3680	2.0403	2.0	24.0	7.0	7.5	16.0	48.0	31.0	449	3154 2023	353	8	8	2017	FLEX	ASPHT	RIC	1	2016	2017	2017	MICROSURFACI
WILTON NORTH																		2014	DIST	91	RIDE	3.65	PRPI	GOOD	IRI	77			
																		2015	DIST	93	RIDE	3.51	PRPI	GOOD	IRI	83			
																		2016	DIST	99	RIDE	4.66	PRPI	EXCL	IRI	31			
																		2017	DIST	93	RIDE	4.22	PRPI	GOOD	IRI	51			
																		2018	DIST	95	RIDE	4.32	PRPI	GOOD	IRI	46			
																		2019	DIST	97	RIDE	4.40	PRPI	GOOD	IRI	43			
																		2020	DIST	93	RIDE	4.29	PRPI	GOOD	IRI	48			
																		2021	DIST	91	RIDE	4.24	PRPI	GOOD	IRI	50			
																		2022	DIST	91	RIDE	4.16	PRPI	GOOD	IRI	54			
																		2023	DIST	87	RIDE	4.03	PRPI	GOOD	IRI	60			

2010 PCN 17956 - CONSTRUCT RIGHT TURN LANE STATION 5882+37.91
 2017 PCN_18842 - JOINTBOND APPLIED CENTERLINE STARTING AT RPT 112.000
 2020 PCN 22467 - BISMARCK SAFETY CORRIDOR RP 111.357 TO 129.60

REF PT	RIDE	DST	RUT (IN)	IRI IN/MI	PRPI	AVG NUM (2023) FLT	AC	BLD	LC	TC	BC	RW	BP	RT
112	3.90	84	0.16	66.00	GOOD	N/A	N/A	9	0	3	3	0	0	0
113	4.15	89	0.16	54.00	GOOD	N/A	N/A	6	0	2	2	0	0	0
AVG	4.03	87	0.16	60.00	GOOD	N/A	N/A	8	0	3	3	0	0	0

11 OCCURS DPTH (IN)	COMPONENTS	LSHL WPTH (FT)	RDWY WPTH (FT)	RSHL WPTH (FT)	OIL/CON TYPE	CLS AGG	YEAR	COST THOUS	DSN LFE	PCN	SUB	H
	GRADE		48.0				1979	351				
	C-C 104 FEET						1979					
2.0	AGGREGATE BASE		37.0				1980					
16.0	BLENDED BASE		30.0				2000	6483		922	1	
3.5	HOT BIT PAVEMENT		35.0		PG 58-28	31	2000		20	922	1	
2.0	HOT BIT PAVEMENT		35.0		PG 58-34	31	2000		20	922	1	
	FEDERAL AID CHIP SEAL		24.0		MC-3000	43	2002			14777	1	
-1.0	MILLING		30.0				2016			18842	1	
3.0	HBP-SUPERPAVE-FAA 45	2.0	24.0	7.0	PG 64-28	SP	2016	397	20	18842	1	
	MICROSURFACING		25.0			MC	2017	83	7	21517	1	
	FEDERAL AID SAND SEAL	1.6		6.7	CRS2P	45	2017			21517	1	

ENGLISH

D	HWY	S	D	FROM REF	FROM PT	TO REF	TO PT	LENGTH (XX)	LEFT SHLDR WIDTH	DRVNG LANE WIDTH	RIGHT SHLDR WIDTH	SURF DPTH	BASE DPTH	GRAD WIDTH	FIN WIDTH	TAADT	AAADT	ESALS	PAV AGE	EFF PAV AGE	LAST YEAR SEAL	PVMT TYPE	PVMT DESC	HWY PTY	FRT LVL	INTL CONS	PREV CONS	LTST CONS	LTST REHAB
1	83	N		113.000	0.3680	117.000	0.4620	4.0994	2.0	24.0	7.0	7.5	16.0	48.0	31.0	400	2840 2023	280	8	8	2017	FLEX	ASPHT	RIC	1	2016	2017	2017	MICROSURFACI
N OF WILTON NORTH																		2014	DIST	93	RIDE	3.62	PRPI	GOOD	IRI	78			
																		2015	DIST	91	RIDE	3.46	PRPI	GOOD	IRI	85			
																		2016	DIST	99	RIDE	4.69	PRPI	EXCL	IRI	30			
																		2017	DIST	93	RIDE	4.29	PRPI	GOOD	IRI	48			
																		2018	DIST	95	RIDE	4.28	PRPI	GOOD	IRI	48			
																		2019	DIST	97	RIDE	4.35	PRPI	GOOD	IRI	46			
																		2020	DIST	94	RIDE	4.27	PRPI	GOOD	IRI	49			
																		2021	DIST	92	RIDE	4.22	PRPI	GOOD	IRI	51			
																		2022	DIST	93	RIDE	4.17	PRPI	GOOD	IRI	53			
																		2023	DIST	89	RIDE	4.03	PRPI	GOOD	IRI	59			

1996 SEAL-INTERMITENT.
2017 PCN 18842 - JOINTBOND APPLIED TO CENTERLINE ENTIRE SEGMENT.
2020 PCN 22467 - BISMARCK SAFETY CORRIDOR RP 111.357 TO 129.60

REF PT	RIDE	DST	RUT (IN)	IRI IN/MI	PRPI	AVG NUM (2023) FLT	AC	BLD	LC	TC	BC	RW	BP	RT
114	4.16	88	0.16	54.00	GOOD	N/A	N/A	6	0	3	2	0	0	0
115	4.03	89	0.17	60.00	GOOD	N/A	N/A	6	0	2	2	0	0	0
116	3.93	87	0.19	64.00	GOOD	N/A	N/A	6	0	4	2	0	0	0
117	4.00	92	0.17	61.00	GOOD	N/A	N/A	3	0	2	2	0	0	0
AVG	4.03	89	0.17	59.75	GOOD	N/A	N/A	5	0	3	2	0	0	0

10 OCCURS DPTH (IN)	COMPONENTS	LSHL WPTH (FT)	RDWY WPTH (FT)	RSHL WPTH (FT)	OIL/CON TYPE	CLS AGG	YEAR	COST THOUS	DSN LFE	PCN	SUB	H
	GRADE		36.0				1939					
	C-C 104 FEET						1939					
16.0	BLENDED BASE		30.0				2000	1592		922		1
3.5	HOT BIT PAVEMENT		35.0		PG 58-28	31	2000		20	922		1
2.0	HOT BIT PAVEMENT		35.0		PG 58-34	31	2000		20	922		1
	FEDERAL AID CHIP SEAL		24.0		MC-3000	43	2002			14777		1
-1.0	MILLING		30.0				2016			18842		1
3.0	HBP-SUPERPAVE-FAA 45	2.0	24.0	7.0	PG 64-28	SP	2016	798	20	18842		1
	MICROSURFACING		25.0			MC	2017	167	7	21517		1
	FEDERAL AID SAND SEAL	1.6		6.7	CRS2P	45	2017			21517		1

ENGLISH

D	HWY	S	D	FROM REF	FROM PT	TO REF	TO PT	LENGTH (CX)	LEFT SHLDR WIDTH	DRVNG LANE WIDTH	RIGHT SHLDR WIDTH	SURF DPTH	BASE DPTH	GRAD WIDTH	FIN WIDTH	TAADT	AAADT	ESALS	PAV AGE	EFF PAV AGE	LAST YEAR SEAL	PVMT TYPE	PVMT DESC	HWY PTY	FRT LVL	INTL CONS	PREV CONS	LTST CONS	LTST REHAB
1	83	N		117.000	0.4620	121.262	0.6713	4.2398	2.0	24.0	7.0	7.5	16.0	48.0	31.0	392	2879 2023	280	8	8	2017	FLEX	ASPHT	RIC	1	2016	2017	2017	MICROSURFACI
N OF WILTON TO WASHBURN																			2014	DIST 93	RIDE 3.82	PRPI	GOOD	IRI	69				
																			2015	DIST 90	RIDE 3.67	PRPI	GOOD	IRI	75				
																			2016	DIST 99	RIDE 4.71	PRPI	EXCL	IRI	29				
																			2017	DIST 93	RIDE 4.31	PRPI	GOOD	IRI	47				
																			2018	DIST 96	RIDE 4.38	PRPI	GOOD	IRI	44				
																			2019	DIST 97	RIDE 4.48	PRPI	GOOD	IRI	40				
																			2020	DIST 96	RIDE 4.41	PRPI	GOOD	IRI	42				
																			2021	DIST 92	RIDE 4.37	PRPI	GOOD	IRI	44				
																			2022	DIST 93	RIDE 4.29	PRPI	GOOD	IRI	48				
																			2023	DIST 94	RIDE 4.18	PRPI	GOOD	IRI	52				

2017 PCN 18842 - JOINTBOND APPLIED TO CENTERLINE ENDING AT RPT 120.000
2020 PCN 22467 - BISMARCK SAFETY CORRIDOR RP 111.357 TO 129.60

REF PT	RIDE	DST	RUT (IN)	IRI IN/MI	PRPI	AVG NUM (2023) FLT	AC	BLD	LC	TC	BC	RW	BP	RT
118	4.20	93	0.15	52.00	GOOD	N/A	N/A	3	0	1	2	0	0	0
119	4.12	94	0.16	55.00	GOOD	N/A	N/A	3	0	1	1	0	0	0
120	4.19	94	0.15	52.00	GOOD	N/A	N/A	3	0	1	1	0	0	0
121	4.21	94	0.16	52.00	GOOD	N/A	N/A	3	0	1	1	0	0	0
AVG	4.18	94	0.16	52.75	GOOD	N/A	N/A	3	0	1	1	0	0	0

9 OCCURS	DPTH (IN)	COMPONENTS	LSHL WIDTH (FT)	RDWY WIDTH (FT)	RSHL WIDTH (FT)	OIL/CON TYPE	CLS AGG	YEAR	COST THOUS	DSN LFE	PCN	SUB	H
	16.0	BLENDED BASE		30.0				2000	1647		922	1	
	3.5	HOT BIT PAVEMENT		35.0		PG 58-28	31	2000		20	922	1	
	2.0	HOT BIT PAVEMENT		35.0		PG 58-34	31	2000		20	922	1	
		FEDERAL AID CHIP SEAL		24.0		MC-3000	43	2002			14777	1	
	-1.0	MILLING		30.0				2016			18842	1	
	3.0	HBP-SUPERPAVE-FAA 45	2.0	24.0	7.0	PG 64-28	SP	2016	825	20	18842	1	
		MICROSURFACING		25.0			MC	2017	173	7	21517	1	
		FEDERAL AID SAND SEAL	1.6		6.7	CRS2P	45	2017			21517	1	

ENGLISH

D	HWY	S	D	FROM REF PT	FROM OFFSET (XX)	TO REF PT	TO OFFSET (XX)	LENGTH (XX)	LEFT SHLDR WIDTH	DRVNG LANE WIDTH	RIGHT SHLDR WIDTH	SURF DPTH	BASE DPTH	GRAD WIDTH	FIN WIDTH	TAADT	AAADT	ESALS	PAV AGE	EFF PAV AGE	LAST YEAR SEAL	PVMT TYPE	PVMT DESC	HWY PTY	FRT LVL	INTL CONS	PREV CONS	LTST CONS	LTST REHAB
1	83	N		121.262	0.6713	123.000	0.4090	1.7020	2.0	24.0	7.0	5.5	16.0	48.0	31.0	345	3100 2023	293	8	8	2017	FLEX	ASPHT	RIC	1	2016	2017	2017	MICROSURFACI
N OF WILTON TO S OF WASHBURN																		2014	DIST	88	RIDE	3.20	PRPI	GOOD	IRI	98			
2020 PCN 22467 - BISMARCK SAFETY CORRIDOR RP 111.357 TO 129.60																		2015	DIST	91	RIDE	3.12	PRPI	GOOD	IRI	102			
																		2016	DIST	99	RIDE	4.65	PRPI	EXCL	IRI	32			
																		2017	DIST	93	RIDE	4.23	PRPI	GOOD	IRI	50			
																		2018	DIST	95	RIDE	4.29	PRPI	GOOD	IRI	48			
																		2019	DIST	93	RIDE	4.43	PRPI	GOOD	IRI	42			
																		2020	DIST	90	RIDE	4.36	PRPI	GOOD	IRI	45			
																		2021	DIST	88	RIDE	4.30	PRPI	GOOD	IRI	48			
																		2022	DIST	92	RIDE	4.23	PRPI	GOOD	IRI	51			
																		2023	DIST	92	RIDE	4.10	PRPI	GOOD	IRI	56			

REF PT	RIDE	DST	RUT (IN)	IRI IN/MI	PRPI	AVG NUM (2023) FLT	AVG NUM (2023) FLT AC	AVERAGE BLD	AVERAGE LC	AVERAGE TC	AVERAGE BC	AVERAGE RW	AVERAGE BP	AVERAGE RT
122	3.99	90	0.16	61.00	GOOD	N/A	N/A	6	0	1	2	0	0	0
123	4.21	94	0.17	51.00	GOOD	N/A	N/A	3	0	1	1	0	0	0
AVG	4.10	92	0.17	56.00	GOOD	N/A	N/A	5	0	1	2	0	0	0

9 OCCURS DPTH (IN)	COMPONENTS	LSHL WPTH (FT)	RDWY WPTH (FT)	RSHL WPTH (FT)	OIL/CON TYPE	CLS AGG	YEAR	COST THOUS	DSN LFE	PCN	SUB	H
16.0	GRADE		36.0				1939					
16.0	BLENDED BASE		30.0				2000	661		922	1	
3.5	HOT BIT PAVEMENT		35.0		PG 58-28	31	2000		20	922	1	
2.0	HOT BIT PAVEMENT		35.0		PG 58-34	31	2000		20	922	1	
	FEDERAL AID CHIP SEAL		24.0		MC-3000	43	2002			14777	1	
-1.0	MILLING		30.0				2016			18842	1	
3.0	HBP-SUPERPAVE-FAA 45	2.0	24.0	7.0	PG 64-28	SP	2016	331	20	18842	1	
	MICROSURFACING		25.0			MC	2017	69	7	21517	1	
	FEDERAL AID SAND SEAL	1.6		6.7	CRS2P	45	2017			21517	1	

ENGLISH

D	HWY	S	D	FROM REF	FROM PT	TO REF	TO PT	LENGTH (XX)	LEFT SHLDR WIDTH	DRVNG LANE WIDTH	RIGHT SHLDR WIDTH	SURF DPTH	BASE DPTH	GRAD WIDTH	FIN WIDTH	TAADT	AAADT	ESALS	PAV AGE	EFF PAV AGE	LAST YEAR SEAL	PVMT TYPE	PVMT DESC	HWY PTY	FRT LVL	INTL CONS	PREV CONS	LTST CONS	LTST REHAB
1	83	N		123.000	0.4090	127.000	0.7360	4.3288	2.0	24.0	7.0	5.5	16.0	48.0	31.0	345	3129 2023	293	8	8	2017	FLEX	ASPHT	RIC	1	2016	2017	2017	MICROSURFACI
S OF WASHBURN NORTH TO WASHBURN																		2014	DIST	93	RIDE	3.97	PRPI	GOOD	IRI	62			
2020 PCN 22467 - BISMARCK SAFETY CORRIDOR RP 111.357 TO 129.60																		2015	DIST	91	RIDE	3.84	PRPI	GOOD	IRI	68			
																		2016	DIST	99	RIDE	4.62	PRPI	EXCL	IRI	33			
																		2017	DIST	93	RIDE	4.23	PRPI	GOOD	IRI	50			
																		2018	DIST	95	RIDE	4.26	PRPI	GOOD	IRI	49			
																		2019	DIST	94	RIDE	4.34	PRPI	GOOD	IRI	46			
																		2020	DIST	94	RIDE	4.32	PRPI	GOOD	IRI	46			
																		2021	DIST	92	RIDE	4.25	PRPI	GOOD	IRI	50			
																		2022	DIST	93	RIDE	4.23	PRPI	GOOD	IRI	51			
																		2023	DIST	94	RIDE	4.12	PRPI	GOOD	IRI	56			

REF PT	RIDE	DST	RUT (IN)	IRI IN/MI	PRPI	AVG NUM (2023) FLT	AC	BLD	LC	TC	BC	RW	BP	RT
124	4.20	93	0.17	52.00	GOOD	N/A	N/A	3	0	1	2	0	0	0
125	4.24	94	0.17	50.00	GOOD	N/A	N/A	3	0	1	1	0	0	0
126	4.08	94	0.16	58.00	GOOD	N/A	N/A	3	0	1	1	0	0	0
127	3.94	94	0.15	64.00	GOOD	N/A	N/A	3	0	1	1	0	0	0
AVG	4.12	94	0.16	56.00	GOOD	N/A	N/A	3	0	1	1	0	0	0

11 OCCURS	DPATH (IN)	COMPONENTS	LSHL WIDTH (FT)	RDWY WIDTH (FT)	RSHL WIDTH (FT)	OIL/CON TYPE	CLS AGG	YEAR	COST THOUS	DSN LFE	PCN	SUB	H
		GRADE	48.0					1979	877				
		C-C 104 FEET						1979					
	2.0	AGGREGATE BASE		37.0				1980					
	16.0	BLENDED BASE		30.0				2000	1681		922	1	
	3.5	HOT BIT PAVEMENT		35.0		PG 58-28	31	2000		20	922	1	
	2.0	AGGREGATE BASE		37.0		PG 58-34	31	2000			922	1	
		FEDERAL AID CHIP SEAL		24.0		MC-3000	43	2002			14777	1	
	-1.0	MILLING		30.0				2016			18842	1	
	3.0	HBP-SUPERPAVE-FAA 45		2.0	24.0	7.0	PG 64-28	SP	2016	825	20	18842	1
		MICROSURFACING		25.0				MC	2017	176	7	21517	1
		FEDERAL AID SAND SEAL		1.6		6.7	CRS2P	45	2017			21517	1

ENGLISH

D	HWY	S	D	FROM REF PT	FROM OFFSET (XX)	TO REF PT	TO OFFSET (XX)	LENGTH (XX)	LEFT SHLDR WIDTH	DRVNG LANE WIDTH	RIGHT SHLDR WIDTH	SURF DPTH	BASE DPTH	GRAD WIDTH	FIN WIDTH	TAADT	AAADT	ESALS	PAV AGE	EFF PAV AGE	LAST YEAR SEAL	PVMT TYPE	PVMT DESC	HWY SYS	FRT LVL	INTL CONS	PREV CONS	LTST CONS	LTST REHAB																																																																														
1	83	N		127.000	0.7360	128.000	0.0128	0.2780	3.0	24.0	8.0	7.5	16.0	48.0	35.0	345	3180 2023	462	24	20	2016	FLEX	ASPHT	RIC	1	2000	2014	2014	MICROSURFACI																																																																														
WASHBURN N																		2014	DIST	NA	RIDE	N/A	PRPI	N/A	IRI	N/A	2015	DIST	NA	RIDE	N/A	PRPI	N/A	IRI	N/A	2016	DIST	NA	RIDE	N/A	PRPI	N/A	IRI	N/A	2017	DIST	NA	RIDE	N/A	PRPI	N/A	IRI	N/A	2018	DIST	NA	RIDE	N/A	PRPI	N/A	IRI	N/A	2019	DIST	NA	RIDE	N/A	PRPI	N/A	IRI	N/A	2020	DIST	NA	RIDE	N/A	PRPI	N/A	IRI	N/A	2021	DIST	NA	RIDE	N/A	PRPI	N/A	IRI	N/A	2022	DIST	NA	RIDE	N/A	PRPI	N/A	IRI	N/A	2023	DIST	NA	RIDE	N/A	PRPI	N/A	IRI	N/A
2020 PCN 22467 - BISMARCK SAFETY CORRIDOR RP 111.357 TO 129.60																																																																																																											

REF PT	RIDE	DST	RUT (IN)	IRI IN/MI	PRPI	AVG NUM (2023) FLT	AVG NUM (2023) FLT AC	AVERAGE BLD	AVERAGE LC	AVERAGE TC	AVERAGE BC	AVERAGE RW	AVERAGE BP	AVERAGE RT
AVG	N/A	NA	N/A	N/A	N/A	N/A	N/A	N/A	N/A	N/A	N/A	N/A	N/A	N/A

10 OCCURS DPTH (IN)	COMPONENTS	LSHL WIDTH (FT)	RDWY WIDTH (FT)	RSHL WIDTH (FT)	OIL/CON TYPE	CLS AGG	YEAR	COST THOUS	DSN LFE	PCN	SUB	H
	GRADE		48.0				1981	20				
2.0	AGGREGATE BASE		37.0				1981					
5.0	AGGREGATE BASE		38.0			03	2000			922	1	
16.0	BLENDED BASE		30.0				2000	107		922	1	
3.5	HOT BIT PAVEMENT		35.0		PG 58-28	31	2000		20	922	1	
2.0	HOT BIT PAVEMENT		35.0		PG 58-34	31	2000		20	922	1	
-1.0	MILLING		30.0				2014			18061	1	
3.0	HBP-SUPERPAVE-FAA 45	3.0	24.0	8.0	PG 64-28	SP	2014	81	10	18061	1	
	MICROSURFACING		25.0			MC	2016	13		21269	1	
	FEDERAL AID SAND SEAL	2.5		7.5	CRS2P	45	2016			21269	1	

ENGLISH

D	HWY	S	D	FROM REF	FROM PT	TO REF	TO PT	LENGTH (XX)	LEFT SHLDR WIDTH	DRVNG LANE WIDTH	RIGHT SHLDR WIDTH	SURF DPTH	BASE DPTH	GRAD WDTN	FIN WDTN	TAADT	AADT	ESALS	PAV AGE	EFF PAV AGE	LAST YEAR SEAL	PVMT TYPE	PVMT DESC	HWY PTY	FRT LVL	INTL CONS	PREV CONS	LTST CONS	LTST REHAB
1	83	N		128.000	0.0128	141.000	0.0107	12.9971	3.0	24.0	10.0	8.8	8.0	48.0	38.5	478	2778 2023	202	33	20	2016	FLEX	ASPHT	RIC	1	1991	2002	2014	MICROSURFACI
WASHBURN N TO N JCT 200 E OF UNDERWO																		2014	DIST	91	RIDE	4.48	PRPI	GOOD	IRI	39			
PCN 14820 YR-2002 - RUMBLE STRIPS ON ASPHALT SHOULDER																		2015	DIST	93	RIDE	4.41	PRPI	GOOD	IRI	43			
PCN 17335 2008 - TURN LANE RECONSTRUCTION AT FALKIRK MINE ROAD.																		2016	DIST	93	RIDE	4.27	PRPI	GOOD	IRI	49			
2020 PCN 22467 - BISMARCK SAFETY CORRIDOR RP 111.357 TO 129.60																		2017	DIST	89	RIDE	4.21	PRPI	GOOD	IRI	51			
																		2018	DIST	97	RIDE	4.08	PRPI	GOOD	IRI	57			
																		2019	DIST	94	RIDE	4.21	PRPI	GOOD	IRI	51			
																		2020	DIST	93	RIDE	4.14	PRPI	GOOD	IRI	54			
																		2021	DIST	93	RIDE	4.05	PRPI	GOOD	IRI	58			
																		2022	DIST	93	RIDE	3.96	PRPI	GOOD	IRI	62			
																		2023	DIST	89	RIDE	3.89	PRPI	GOOD	IRI	65			

REF PT	RIDE	DST	RUT (IN)	IRI IN/MI	PRPI	AVG NUM (2023) FLT	AC	BLD	LC	TC	BC	RW	BP	RT
128	3.77	93	0.18	71.00	GOOD	N/A	N/A	3	0	1	2	0	0	0
129	3.92	93	0.18	64.00	GOOD	N/A	N/A	3	0	1	2	0	0	0
130	4.07	93	0.15	58.00	GOOD	N/A	N/A	3	0	1	2	0	0	0
131	4.03	87	0.18	60.00	GOOD	N/A	N/A	3	0	1	2	0	0	6
132	3.85	87	0.17	67.00	GOOD	N/A	N/A	3	0	1	2	0	0	6
133	3.88	87	0.21	67.00	GOOD	N/A	N/A	3	0	1	2	0	0	6
134	3.81	87	0.20	69.00	GOOD	N/A	N/A	3	0	1	2	0	0	6
135	3.80	93	0.20	70.00	GOOD	N/A	N/A	3	0	1	2	0	0	0
136	3.84	84	0.20	68.00	GOOD	N/A	N/A	6	0	1	2	0	0	6
137	3.77	87	0.22	72.00	GOOD	N/A	N/A	3	0	1	2	0	0	6
138	4.02	85	0.21	60.00	GOOD	N/A	N/A	3	0	3	2	0	0	6
139	4.04	88	0.20	59.00	GOOD	N/A	N/A	3	0	0	2	0	0	6
140	3.80	87	0.23	70.00	GOOD	N/A	N/A	3	0	1	2	0	0	6
AVG	3.89	89	0.19	65.77	GOOD	N/A	N/A	3	0	1	2	0	0	4

16 OCCURS	DPTH (IN)	COMPONENTS	LSHL WDTN (FT)	RDWY WDTN (FT)	RSHL WDTN (FT)	OIL/CON TYPE	CLS AGG	YEAR	COST THOUS	DSN LFE	PCN	SUB	H
	8.0	AGGREGATE BASE		48.0				1981	955				
		C-C 84 FEET		37.0				1981					
	2.0	RECYCLED HOT BIT PAVMNT		30.0		200-300		1982		10			
	1.5	HOT BIT PAVEMENT		27.0		120-150		1982	1551	20			
	- .8	MILLING		27.0				1991					
	2.5	HOT BIT PAVEMENT		27.0		120-150		1991		20			
	1.8	SALVAGED AGGR BASE	3.0		7.0			1991					
		INT CONT PATCH-1.25"		27.0		120-150		1994		10			
		CONTRACT CHIP SEAL		40.0				1995	177				
	1.5	HOT BIT PAVEMENT	3.0	24.0	10.0	PG 58-28	31	2002	577	5	14820	1	
		FEDERAL AID CHIP SEAL		38.0		MC-3000P	43	2005	269		16031	1	
	-1.0	MILLING		30.0				2014			18061	1	
	3.0	HBP-SUPERPAVE-FAA 45	3.0	24.0	10.0	PG 64-28	SP	2014	3767	10	18061	1	
		MICROSURFACING		25.0			MC	2016	585		21269	1	
		FEDERAL AID SAND SEAL	2.5		7.5	CRS2P	45	2016			21269	1	

ENGLISH

D	HWY	S	D	FROM REF	FROM PT	TO REF	TO PT	LENGTH (XX)	LEFT SHLDR WIDTH	DRVNG LANE WIDTH	RIGHT SHLDR WIDTH	SURF DPTH	BASE DPTH	GRAD WDTN	FIN WDTN	TAADT	AADT	ESALS	PAV AGE	EFF PAV AGE	LAST YEAR SEAL	PVMT TYPE	PVMT DESC	HWY PTY	FRT LVL	INTL CONS	PREV CONS	LTST CONS	LTST REHAB																																																																														
1	83	N		141.000	0.0107	147.556	0.0000	3.1997	3.0	24.0	10.0	7.3	8.0	48.0	37.0	400	2290 2023	320	33	20	2016	FLEX	ASPHT	RIC	1	1991	2014	2014	MICROSURFACI																																																																														
JCT 200 E UNDERWOOD TO N JCT 200 W.																		2014	DIST	92	RIDE	4.42	PRPI	GOOD	IRI	42	2015	DIST	92	RIDE	4.36	PRPI	GOOD	IRI	45	2016	DIST	89	RIDE	4.11	PRPI	GOOD	IRI	56	2017	DIST	89	RIDE	4.07	PRPI	GOOD	IRI	58	2018	DIST	96	RIDE	3.93	PRPI	GOOD	IRI	63	2019	DIST	92	RIDE	4.06	PRPI	GOOD	IRI	58	2020	DIST	88	RIDE	3.93	PRPI	GOOD	IRI	64	2021	DIST	85	RIDE	3.89	PRPI	GOOD	IRI	66	2022	DIST	90	RIDE	3.80	PRPI	GOOD	IRI	69	2023	DIST	87	RIDE	3.72	PRPI	GOOD	IRI	73

REF PT	RIDE	DST	RUT (IN)	IRI IN/MI	PRPI	AVG NUM (2023) AVERAGE RIDE, DISTRESS & RUT															
FLT	FLT	AC	BLD	LC	TC	BC	RW	BP	RT												
141	3.76	87	0.28	72.00	GOOD	N/A	N/A	3	0	1	2	0	0	0	6						
142	3.81	87	0.25	69.00	GOOD	N/A	N/A	3	0	1	2	0	0	0	6						
143	3.81	86	0.23	70.00	GOOD	N/A	N/A	3	0	2	2	0	0	0	6						
144	3.51	87	0.22	83.00	GOOD	N/A	N/A	3	0	1	2	0	0	0	6						
AVG	3.72	87	0.25	73.50	GOOD	N/A	N/A	3	0	1	2	0	0	0	6						

15 OCCURS														
DPTH (IN)	COMPONENTS	LSHL WDTN (FT)	RDWY WDTN (FT)	RSHL WDTN (FT)	OIL/CON TYPE	CLS AGG	YEAR	COST THOUS	DSN LFE	PCN	SUB	H		
8.0	AGGREGATE BASE	37.0					1981	235						
	C-C 84 FEET						1981							
2.0	RECYCLED HOT BIT PAVMNT		30.0		200-300		1982		10					
1.5	HOT BIT PAVEMENT		27.0		120-150		1982	382	20					
-1.0	MILLING		27.0				1991							
2.5	HOT BIT PAVEMENT		27.0		120-150		1991		20					
1.8	SALVAGED AGGR BASE	3.0		7.0			1991							
	INT CONT PATCH-1.25"		27.0		120-150		1994		2					
	CONTRACT CHIP SEAL		40.0				1995		44					
	FEDERAL AID CHIP SEAL		38.0		MC-3000P	43	2005	66		16031		1		
-1.0	MILLING		30.0				2014			18061		1		
3.0	HBP-SUPERPAVE-FAA 45	3.0	24.0	10.0	PG 64-28	SP	2014	927	10	18061		1		
	MICROSURFACING		25.0			MC	2016	144		21269		1		
	FEDERAL AID SAND SEAL	2.5		7.5	CRS2P	45	2016			21269		1		

ENGLISH

D	HWY	S	D	FROM REF	FROM PT	FROM OFFSET (XX)	TO REF	TO PT	TO OFFSET (XX)	LENGTH (XX)	LEFT SHLDR WIDTH	DRVNG LANE WIDTH	RIGHT SHLDR WIDTH	SURF DPTH	BASE DPTH	GRAD WIDTH	FIN WIDTH	TAADT	AADT	ESALS	PAV AGE	EFF PAV AGE	LAST YEAR	SEAL	PVMT TYPE	PVMT DESC	HWY PTY	FRT LVL	INTL CONS	PREV CONS	LTST CONS	LTST REHAB																							
1	83	S		88.998		0.0000	89.000		0.8320	0.8404		36.0		10.0	24.0	42.0	36.0	297	17776 2022	286	21	11			CONCR	JOINT	UIC	1	2003	2012	2023	CPR_ONLY																							
JCT I-94 NORTH (W LANE)																				2014	DIST	90	RIDE	2.32	PRPI	POOR	IRI	142																											
																				2015	DIST	87	RIDE	2.45	PRPI	POOR	IRI	135																											
																				2016	DIST	92	RIDE	2.33	PRPI	POOR	IRI	142																											
																				2017	DIST	92	RIDE	2.07	PRPI	POOR	IRI	156																											
																				2018	DIST	88	RIDE	2.41	PRPI	POOR	IRI	137																											
																				2019	DIST	82	RIDE	2.40	PRPI	POOR	IRI	138																											
																				2020	DIST	90	RIDE	2.45	PRPI	POOR	IRI	135																											
																				2021	DIST	93	RIDE	2.44	PRPI	POOR	IRI	135																											
																				2022	DIST	92	RIDE	2.48	PRPI	POOR	IRI	133																											
																				2023	DIST	93	RIDE	3.62	PRPI	GOOD	IRI	78																											

REF PT	RIDE	DST	RUT (IN)	IRI IN/MI	PRPI	AVG NUM (2023) FLT	DC	CB	LJS	LC	TC	TJS	FLT	BS	BP	CP
89	3.62	93	N/A	78.00	GOOD	0.08	76	0	0	0	1	1	3	0	0	1
AVG	3.62	93	N/A	78.00	GOOD	0.08	76	0	0	0	1	1	3	0	0	1

8 OCCURS DPTH (IN)	COMPONENTS	LSHL WIDTH (FT)	RDWY WIDTH (FT)	RSHL WIDTH (FT)	OIL/CON TYPE	CLS AGG	YEAR	COST THOUS	DSN LFE	PCN	SUB	H
24.0	BLENDED BASE		60.0				2003			12302		1
10.0	NON-REINF PCC		40.0				2003			12302		1
	CURB & GUTTER FACE-FACE		36.0		AE	S4	2003	3146	30	12302		1
	DOWELED		36.0				2003			12302		1
	CONCRETE PAVEMENT REPAIR		36.0				2012	372	10	18480		1
	GRINDING		36.0				2023	2227		22770		1
	CONCRETE PAVEMENT REPAIR						2023		10	22770		1

ENGLISH

D	HWY	S	D	FROM REF	FROM PT	TO REF	TO PT	LENGTH (XX)	LEFT SHLDR WIDTH	DRVNG LANE WIDTH	RIGHT SHLDR WIDTH	SURF DPTH	BASE DPTH	GRAD WDT	FIN WDT	TAADT	AADT	ESALS	PAV AGE	EFF PAV AGE	LAST YEAR	PVMT TYPE	PVMT DESC	HWY PTY	FRT LVL	INTL CONS	PREV CONS	LTST CONS	LTST REHAB
1	83	S		89.000	0.8320	105.000	0.3280	15.4857	9.0	24.0	2.0	10.7	8.0	48.0	35.0	405	5119 2023	312	34	14	2020	FLEX	ASPHT	RIC	1	1990	2010	2020	MICROSURFACI
BISMARCK N TO S OF WILTON																			2014	DIST	91	RIDE	3.88	PRPI	GOOD	IRI	66		
2009 PCN 17262 - NEW CONSTRUCTION OF TURN LANES AND EXTENSIONS OF TURN LANES.																			2015	DIST	89	RIDE	3.75	PRPI	GOOD	IRI	72		
																			2016	DIST	92	RIDE	3.71	PRPI	GOOD	IRI	74		
																			2017	DIST	87	RIDE	3.59	PRPI	GOOD	IRI	79		
																			2018	DIST	90	RIDE	3.44	PRPI	GOOD	IRI	86		
																			2019	DIST	85	RIDE	3.62	PRPI	GOOD	IRI	78		
																			2020	DIST	99	RIDE	4.35	PRPI	GOOD	IRI	45		
																			2021	DIST	99	RIDE	4.35	PRPI	GOOD	IRI	45		
																			2022	DIST	98	RIDE	4.34	PRPI	GOOD	IRI	45		
																			2023	DIST	96	RIDE	4.28	PRPI	GOOD	IRI	48		

REF PT	RIDE	DST	RUT (IN)	IRI IN/MI	PRPI	AVG NUM FLT	(2023) FLT	AVERAGE AC	RIDE, BLD	DISTRESS, LC	& RUT, TC	RT			
90	4.01	90	0.20	61.00	GOOD	N/A	N/A	0	0	0	3	0	0	0	6
91	3.96	91	0.21	63.00	GOOD	N/A	N/A	0	0	0	2	0	0	0	6
92	4.20	98	0.17	52.00	GOOD	N/A	N/A	0	0	0	1	0	0	0	0
93	4.29	98	0.16	48.00	GOOD	N/A	N/A	0	0	0	1	0	0	0	0
94	4.38	98	0.16	44.00	GOOD	N/A	N/A	0	0	0	1	0	0	0	0
95	4.37	98	0.17	45.00	GOOD	N/A	N/A	0	0	0	1	0	0	0	0
96	4.24	97	0.16	51.00	GOOD	N/A	N/A	0	0	0	2	0	0	0	0
97	4.22	98	0.16	51.00	GOOD	N/A	N/A	0	0	0	1	0	0	0	0
98	4.36	98	0.17	45.00	GOOD	N/A	N/A	0	0	0	1	0	0	0	0
99	4.38	98	0.17	44.00	GOOD	N/A	N/A	0	0	0	1	0	0	0	0
100	4.12	92	0.19	55.00	GOOD	N/A	N/A	0	0	0	1	0	0	0	6
101	4.36	92	0.22	45.00	GOOD	N/A	N/A	0	0	0	1	0	0	0	6
102	4.37	92	0.20	44.00	GOOD	N/A	N/A	0	0	0	1	0	0	0	6
103	4.41	98	0.19	43.00	GOOD	N/A	N/A	0	0	0	1	0	0	0	0
104	4.36	98	0.20	45.00	GOOD	N/A	N/A	0	0	0	1	0	0	0	0
105	4.43	98	0.19	42.00	GOOD	N/A	N/A	0	0	0	1	0	0	0	0
AVG	4.28	96	0.18	48.63	GOOD	N/A	N/A	0	0	0	1	0	0	0	2

18 OCCURS	DPTH (IN)	COMPONENTS	LSHL WDT (FT)	RDWY WDT (FT)	RSHL WDT (FT)	OIL/CON TYPE	CLS AGG	YEAR	COST THOUS	DSN LFE	PCN	SUB	H
	8.0	GRADE		48.0				1979	1183				
	4.5	AGGREGATE BASE		37.0				1980					
		HOT BIT PAVEMENT		27.0		120-150		1980	1957	20			
		DRIVE SLOPE FLATTENING						1990	99				
	-1.3	MILLING		27.0				1990					
	3.0	HOT BIT PAVEMENT		27.0		120-150		1990	1234	20			
	3.0	SALVAGED AGGR BASE	7.0		3.0			1990					
		CONTRACT CHIP SEAL		27.0				1993	86				
		CONTRACT CHIP SEAL	10.0		3.0			1993	42				
		INT CONT PATCH-1.5"		27.0		85-100	29	1997	8				
	1.5	HOT BIT PAVEMENT		27.0		PG 58-28	31	2002	1245	5	14050	1	
	2.0	HBP-SUPERPAVE-FAA 45		35.0		PG 58-28	SP	2010	2383	10	17106	1	
		FEDERAL AID SAND SEAL	8.5		1.5	CRS2P	45	2011			18062	1	
		MICROSURFACING		25.0			MC	2011	785		18062	1	
	-2.0	MILLING		37.0				2020			21627	1	
	3.0	RAP-SUPERPAVE FAA 45		37.0		PG58H-34	SP	2020	4336	10	21627	1	
		MICROSURFACING		24.0			MC	2020			21627	1	
		CONTRACT SAND SEAL	9.0		2.0	CRS2P	45	2020			21627	1	

ENGLISH

D	HWY	S	D	FROM REF PT	FROM OFFSET (XX)	TO REF PT	TO OFFSET (XX)	LENGTH (XX)	LEFT SHLDR WIDTH	DRVNG LANE WIDTH	RIGHT SHLDR WIDTH	SURF DPTH	BASE DPTH	GRAD WIDTH	FIN WIDTH	TAADT	AADT	ESALS	PAV AGE	EFF PAV AGE	LAST YEAR SEAL	PVMT TYPE	PVMT DESC	HWY PTY	FRT LVL	INTL CONS	PREV CONS	LTST CONS	LTST REHAB					
1	83	S		105.000	0.3280	111.000	0.3280	5.9922	9.0	24.0	2.0	9.5	8.0	48.0	35.0	434	3426 2023	302	34	14	2020	FLEX	ASPHT	RIC	1	1990	2010	2020	MICROSURFACI					
S OF WILTON TO WILTON																			2014	DIST	91	RIDE	3.95	PRPI	GOOD	IRI	63							
																			2015	DIST	86	RIDE	3.86	PRPI	GOOD	IRI	67							
																			2016	DIST	93	RIDE	4.00	PRPI	GOOD	IRI	60							
																			2017	DIST	88	RIDE	3.89	PRPI	GOOD	IRI	66							
																			2018	DIST	89	RIDE	3.84	PRPI	GOOD	IRI	68							
																			2019	DIST	85	RIDE	3.96	PRPI	GOOD	IRI	63							
																			2020	DIST	98	RIDE	4.45	PRPI	GOOD	IRI	40							
																			2021	DIST	98	RIDE	4.47	PRPI	GOOD	IRI	40							
																			2022	DIST	96	RIDE	4.45	PRPI	GOOD	IRI	41							
																			2023	DIST	95	RIDE	4.38	PRPI	GOOD	IRI	44							

2010 PCN 17956 - CONSTRUCT TURN LANES STATION 5842+42.56 TO 5849+72.93

REF PT	RIDE	DST	RUT (IN)	IRI IN/MI	PRPI	AVG NUM (2023) AVERAGE RIDE, DISTRESS & RUT																							
FLT	FLT	AC	BLD	LC	TC	BC	RW	BP	RT																				
106	4.44	98	0.20	41.00	GOOD	N/A	N/A	0	0	0	1	0	0	0	0	0	0	0	0	0	0	0	0	0	0	0	0	0	0
107	4.35	98	0.19	46.00	GOOD	N/A	N/A	0	0	0	1	0	0	0	0	0	0	0	0	0	0	0	0	0	0	0	0	0	0
108	4.46	97	0.19	41.00	GOOD	N/A	N/A	0	0	1	1	0	0	0	0	0	0	0	0	0	0	0	0	0	0	0	0	0	0
109	4.41	98	0.17	43.00	GOOD	N/A	N/A	0	0	0	1	0	0	0	0	0	0	0	0	0	0	0	0	0	0	0	0	0	0
110	4.38	94	0.16	44.00	GOOD	N/A	N/A	3	0	0	2	0	0	0	0	0	0	0	0	0	0	0	0	0	0	0	0	0	0
111	4.22	85	0.17	51.00	GOOD	N/A	N/A	9	0	3	2	0	0	0	0	0	0	0	0	0	0	0	0	0	0	0	0	0	0
AVG		4.38	95	0.18	44.33	GOOD	N/A	N/A	2	0	1	1	0	0	0	0	0	0	0	0	0	0	0	0	0	0	0	0	0

19 OCCURS	LSHL DPTH (IN)	RDWY WDH (FT)	RSHL WDH (FT)	OIL/CON TYPE	CLS AGG	YEAR	COST THOUS	DSN LFE	PCN	SUB	H
GRADE		48.0				1979	907				
6.0 POZ-O-PAC		27.0				1980					
2.0 AGGREGATE BASE		46.0				1980					
3.0 HOT BIT PAVEMENT		27.0				1980	757	20			
DRIVE SLOPE FLATTENING						1990	39				
-1.3 MILLING		27.0				1990					
3.0 HOT BIT PAVEMENT		27.0		120-150		1990	477	20			
3.0 SALVAGED AGGR BASE	7.0		3.0			1990					
CONTRACT CHIP SEAL		27.0				1993	86				
CONTRACT CHIP SEAL	10.0		3.0			1993	42				
INT CONT PATCH-1.5"		27.0		85-100	29	1997	36				
1.5 HOT BIT PAVEMENT		27.0		PG 58-28	31	2002	499	5	14050	1	
2.0 HBP-SUPERPAVE-FAA 45		35.0		PG 58-28	SP	2010	93	10	17106	1	
FEDERAL AID SAND SEAL	8.5		1.5	CRS2P	45	2011			18062	1	
MICROSURFACING		25.0			MC	2011	304		18062	1	
-2.0 MILLING		37.0				2020			21627	1	
3.0 RAP-SUPERPAVE FAA 45		37.0		PG58H-34	SP	2020	842	10	21627	1	
MICROSURFACING		24.0			MC	2020			21627	1	
CONTRACT SAND SEAL	9.0		2.0	CRS2P	45	2020			21627	1	

ENGLISH

D	HWY	S	D	FROM REF PT	FROM OFFSET (XX)	TO REF PT	TO OFFSET (XX)	LENGTH (CX)	LEFT SHLDR WIDTH	DRVNG LANE WIDTH	RIGHT SHLDR WIDTH	SURF DPTH	BASE DPTH	GRAD WDTN	FIN WDTN	TAADT	AAADT	ESALS	PAV AGE	EFF PAV AGE	LAST YEAR SEAL	PVMT TYPE	PVMT DESC	HWY PTY	FRT LVL	INTL CONS	PREV CONS	LTST CONS	LTST REHAB
1	83	S		111.000	0.3280	117.000	0.4620	6.1128	7.0	24.0	2.0	7.5	16.0	48.0	31.0	410	2903 2023	266	8	8	2017	FLEX	ASPHT	RIC	1	2016	2017	2017	MICROSURFACI
WILTON NORTH																													
																		2014	DIST	89	RIDE	3.59	PRPI	GOOD	IRI	79			
																		2015	DIST	78	RIDE	3.41	PRPI	GOOD	IRI	88			
																		2016	DIST	99	RIDE	4.63	PRPI	EXCL	IRI	33			
																		2017	DIST	99	RIDE	4.29	PRPI	GOOD	IRI	48			
																		2018	DIST	96	RIDE	4.33	PRPI	GOOD	IRI	46			
																		2019	DIST	94	RIDE	4.43	PRPI	GOOD	IRI	42			
																		2020	DIST	92	RIDE	4.37	PRPI	GOOD	IRI	44			
																		2021	DIST	90	RIDE	4.35	PRPI	GOOD	IRI	45			
																		2022	DIST	89	RIDE	4.27	PRPI	GOOD	IRI	49			
																		2023	DIST	83	RIDE	4.17	PRPI	GOOD	IRI	53			

2017 PCN 18842 - JOINTBOND APPLIED TO CENTERLINE STARTING AT RPT 112
2020 PCN 22468 - MICROSURFACING RP 116.793 TO 117.00
2020 PCN 22467 - BISMARCK SAFETY CORRIDOR RP 111.357 TO 129.60

REF PT	RIDE	DST	RUT (IN)	IRI IN/MI	PRPI	AVG NUM (2023) AVERAGE RIDE, DISTRESS & RUT																							
FLT	FLT	AC	BLD	LC	TC	BC	RW	BP	RT																				
112	4.13	86	0.15	55.00	GOOD	N/A	N/A	9	0	1	3	0	0	0	0	0	0	0	0	0	0	0	0	0	0	0	0	0	0
113	4.26	80	0.18	49.00	GOOD	N/A	N/A	9	0	2	2	0	0	0	0	0	0	0	0	0	0	0	0	0	0	0	0	0	0
114	4.19	85	0.17	52.00	GOOD	N/A	N/A	9	0	3	2	0	0	0	0	0	0	0	0	0	0	0	0	0	0	0	0	0	0
115	4.19	79	0.19	53.00	GOOD	N/A	N/A	9	0	3	2	0	0	0	0	0	0	0	0	0	0	0	0	0	0	0	0	0	0
116	4.16	85	0.17	54.00	GOOD	N/A	N/A	9	0	3	2	0	0	0	0	0	0	0	0	0	0	0	0	0	0	0	0	0	0
117	4.11	85	0.17	56.00	GOOD	N/A	N/A	9	0	3	2	0	0	0	0	0	0	0	0	0	0	0	0	0	0	0	0	0	0
AVG	4.17	83	0.17	53.17	GOOD	N/A	N/A	9	0	3	2	0	0	0	0	0	0	0	0	0	0	0	0	0	0	0	0	0	0

10 OCCURS DPTH (IN)	COMPONENTS	LSHL WDTN (FT)	RDWY WDTN (FT)	RSHL WDTN (FT)	OIL/CON TYPE	CLS AGG	YEAR	COST THOUS	DSN LFE	PCN	SUB	H
	GRADE		48.0				1979	1069				
5.0	AGGREGATE BASE		37.0				1980					
16.0	BLENDED BASE		30.0				1999	1712		918	1	
3.5	HOT BIT PAVEMENT		35.0		120-150	31	1999		20	918	1	
2.0	HOT BIT PAVEMENT		35.0		PG 58-34	31	1999		20	918	1	
	FEDERAL AID CHIP SEAL		24.0		MC-3000	43	2002			14777	1	
-1.0	MILLING		30.0				2016			18842	1	
3.0	HBP-SUPERPAVE-FAA 45	7.0	24.0	2.0	PG 64-28	SP	2016	1190	20	18842	1	
	MICROSURFACING		25.0			MC	2017	249	7	21517	1	
	FEDERAL AID SAND SEAL	6.7		1.6	CRS2P	45	2017			21517	1	

NDDOT RIMS HIGHWAY PROJECTS - HIGHWAY COMPONENTS
 HIGHWAY COMPONENTS DISTRICT INFO BOOK
 FOR BISMARCK DISTRICT

ENGLISH

D	HWY	S	D	FROM REF	FROM PT	TO REF	TO PT	LENGTH (XX)	LEFT SHLDR WIDTH	DRVNG LANE WIDTH	RIGHT SHLDR WIDTH	SURF DPTH	BASE DPTH	GRAD WIDTH	FIN WIDTH	TAADT	AAADT	ESALS	PAV AGE	EFF PAV AGE	LAST YEAR SEAL	PVMT TYPE	PVMT DESC	HWY PTY	FRT LVL	INTL CONS	PREV CONS	LTST CONS	LTST REHAB
1	83	S		117.000	0.4620	122.000	0.2620	4.8070	7.0	24.0	2.0	7.5	16.0	48.0	31.0	388	2863 2023	266	8	8	2017	FLEX	ASPHT	RIC	1	2016	2017	2017	MICROSURFACI
WILTON NORTH																			2014	DIST	91	RIDE	3.57	PRPI	GOOD	IRI	80		
																			2015	DIST	80	RIDE	3.40	PRPI	GOOD	IRI	88		
																			2016	DIST	99	RIDE	4.63	PRPI	EXCL	IRI	33		
																			2017	DIST	99	RIDE	4.29	PRPI	GOOD	IRI	48		
																			2018	DIST	97	RIDE	4.32	PRPI	GOOD	IRI	46		
																			2019	DIST	96	RIDE	4.43	PRPI	GOOD	IRI	41		
																			2020	DIST	95	RIDE	4.37	PRPI	GOOD	IRI	44		
																			2021	DIST	87	RIDE	4.34	PRPI	GOOD	IRI	45		
																			2022	DIST	93	RIDE	4.32	PRPI	GOOD	IRI	47		
																			2023	DIST	82	RIDE	4.24	PRPI	GOOD	IRI	50		

2017 PCN 18842 - JOINTBOND APPLIED TO CENTERLINE ENDING AT RPT 120.000
 2020 PCN 22467 - BISMARCK SAFETY CORRIDOR RP 111.357 TO 129.60

REF PT	RIDE	DST	RUT (IN)	IRI IN/MI	PRPI	AVG NUM (2023) FLT	AC	BLD	LC	TC	BC	RW	BP	RT
118	4.33	79	0.21	47.00	GOOD	N/A	N/A	9	0	3	2	0	0	6
119	4.17	79	0.23	54.00	GOOD	N/A	N/A	9	0	3	2	0	0	6
120	4.22	83	0.22	51.00	GOOD	N/A	N/A	6	0	2	2	0	0	6
121	4.26	86	0.21	49.00	GOOD	N/A	N/A	3	0	3	1	0	0	6
122	4.20	82	0.20	52.00	GOOD	N/A	N/A	6	0	3	2	0	0	6
AVG	4.24	82	0.21	50.60	GOOD	N/A	N/A	7	0	3	2	0	0	6

10 OCCURS	DPTH (IN)	COMPONENTS	LSHL WIDTH (FT)	RDWY WIDTH (FT)	RSHL WIDTH (FT)	OIL/CON TYPE	CLS AGG	YEAR	COST THOUS	DSN LFE	PCN	SUB	H
		GRADE	36.0					1939					
	2.5	STABILIZED BASE	32.0					1941					
	16.0	BLENDED BASE	32.0					1999			918	1	
	3.5	HOT BIT PAVEMENT	35.0			120-150	31	1999	4588	20	918	1	
	2.0	HOT BIT PAVEMENT	35.0			PG 58-34	31	1999		20	918	1	
		FEDERAL AID CHIP SEAL	24.0			MC-3000	43	2002			14777	1	
	-1.0	MILLING	30.0					2016			18842	1	
	3.0	HBP-SUPERPAVE-FAA 45	7.0	24.0	2.0	PG 64-28	SP	2016	690	20	18842	1	
		MICROSURFACING		25.0			MC	2017	196	7	21517	1	
		FEDERAL AID SAND SEAL	6.7		1.6	CRS2P	45	2017			21517	1	

ENGLISH

D	HWY	S	D	FROM REF	FROM PT	TO REF	TO PT	LENGTH (XX)	LEFT SHLDR WIDTH	DRVNG LANE WIDTH	RIGHT SHLDR WIDTH	SURF DPTH	BASE DPTH	GRAD WIDTH	FIN WIDTH	TAADT	AAADT	ESALS	PAV AGE	EFF PAV AGE	LAST YEAR SEAL	PVMT TYPE	PVMT DESC	HWY PTY	FRT LVL	INTL CONS	PREV CONS	LTST CONS	LTST REHAB
1	83	S		122.000	0.2620	125.000	0.8280	3.5420	7.0	24.0	2.0	7.5	16.0	48.0	31.0	420	3025 2023	286	8	8	2017	FLEX	ASPHT	RIC	1	2016	2017	2017	MICROSURFACI
SOUTH OF WASHBURN TO NEAR WASHBURN																		2014	DIST	91	RIDE	3.41	PRPI	GOOD	IRI	87			
2020 PCN 22467 - BISMARCK SAFETY CORRIDOR RP 111.357 TO 129.60																		2015	DIST	80	RIDE	3.20	PRPI	GOOD	IRI	97			
																		2016	DIST	99	RIDE	4.69	PRPI	EXCL	IRI	30			
																		2017	DIST	99	RIDE	4.32	PRPI	GOOD	IRI	47			
																		2018	DIST	97	RIDE	4.34	PRPI	GOOD	IRI	46			
																		2019	DIST	93	RIDE	4.47	PRPI	GOOD	IRI	40			
																		2020	DIST	90	RIDE	4.43	PRPI	GOOD	IRI	42			
																		2021	DIST	87	RIDE	4.38	PRPI	GOOD	IRI	44			
																		2022	DIST	91	RIDE	4.31	PRPI	GOOD	IRI	47			
																		2023	DIST	83	RIDE	4.21	PRPI	GOOD	IRI	51			

REF PT	RIDE	DST	RUT (IN)	IRI IN/MI	PRPI	AVG NUM (2023) FLT	AC	BLD	LC	TC	BC	RW	BP	RT
123	4.26	82	0.19	50.00	GOOD	N/A	N/A	6	0	3	2	0	0	6
124	4.21	83	0.21	51.00	GOOD	N/A	N/A	3	0	5	2	0	0	6
125	4.17	85	0.23	53.00	GOOD	N/A	N/A	3	0	3	2	0	0	6
AVG	4.21	83	0.21	51.33	GOOD	N/A	N/A	4	0	4	2	0	0	6

12 OCCURS	DPATH (IN)	COMPONENTS	LSHL WIDTH (FT)	RDWY WIDTH (FT)	RSHL WIDTH (FT)	OIL/CON TYPE	CLS AGG	YEAR	COST THOUS	DSN LFE	PCN	SUB	H
		GRADE		48.0				1979	631				
		C-C 104 FEET						1979					
	2.0	AGGREGATE BASE		37.0				1980					
		SUBCUT AREAS						1999	992		918	1	
	16.0	BLENDED BASE		30.0				1999			918	1	
	3.5	HOT BIT PAVEMENT		35.0		120-150	31	1999		20	918	1	
	2.0	HOT BIT PAVEMENT		35.0		PG 58-34	31	1999		20	918	1	
		FEDERAL AID CHIP SEAL		24.0		MC-3000	43	2002			14777	1	
	-1.0	MILLING		30.0				2016			18842	1	
	3.0	HBP-SUPERPAVE-FAA 45		7.0	24.0	2.0	PG 64-28	SP	2016	690	20	18842	1
		MICROSURFACING		25.0				MC	2017	144	7	21517	1
		FEDERAL AID SAND SEAL		6.7		1.6	CRS2P	45	2017			21517	1

ENGLISH

D	HWY	S	D	FROM REF	FROM PT	TO REF	TO PT	LENGTH (XX)	LEFT SHLDR WIDTH	DRVNG LANE WIDTH	RIGHT SHLDR WIDTH	SURF DPTH	BASE DPTH	GRAD WIDTH	FIN WIDTH	TAADT	AADT	ESALS	PAV AGE	EFF PAV AGE	LAST YEAR SEAL	PVMT TYPE	PVMT DESC	HWY PTY	FRT LVL	INTL CONS	PREV CONS	LTST CONS	LTST REHAB				
1	83	S		125.000	0.8280	127.000	0.7360	1.9180	7.0	24.0	2.0	7.5	5.0	50.0	31.0	420	3046 2023	286	8	8	2017	FLEX	ASPHT	RIC	1	2016	2017	2017	MICROSURFACI				
NEAR WASHBURN TO WASHBURN																		2014	DIST	92	RIDE	3.50	PRPI	GOOD	IRI	84							
																		2015	DIST	82	RIDE	3.47	PRPI	GOOD	IRI	85							
																		2016	DIST	94	RIDE	4.58	PRPI	EXCL	IRI	35							
																		2017	DIST	94	RIDE	4.08	PRPI	GOOD	IRI	57							
																		2018	DIST	97	RIDE	4.08	PRPI	GOOD	IRI	57							
																		2019	DIST	92	RIDE	4.11	PRPI	GOOD	IRI	56							
																		2020	DIST	90	RIDE	4.20	PRPI	GOOD	IRI	52							
																		2021	DIST	90	RIDE	4.17	PRPI	GOOD	IRI	53							
																		2022	DIST	93	RIDE	4.14	PRPI	GOOD	IRI	55							
																		2023	DIST	81	RIDE	4.05	PRPI	GOOD	IRI	59							
2020 PCN 22467 - BISMARCK SAFETY CORRIDOR RP 111.357 TO 129.60																																	

REF PT	RIDE	DST	RUT (IN)	IRI IN/MI	PRPI	AVG NUM (2023) FLT	NUM (2023) FLT	AC	BLD	LC	TC	BC	RW	BP	RT
126	4.11	81	0.22	56.00	GOOD	N/A	N/A	6	0	3	3	0	0	0	6
127	3.98	81	0.18	62.00	GOOD	N/A	N/A	6	0	3	3	0	0	0	6
AVG	4.05	81	0.20	59.00	GOOD	N/A	N/A	6	0	3	3	0	0	0	6

16 OCCURS DPTH (IN)	COMPONENTS	LSHL WPTH (FT)	RDWY WPTH (FT)	RSHL WPTH (FT)	OIL/CON TYPE	CLS AGG	YEAR	COST THOUS	DSN LFE	PCN	SUB	H
	GRADE		50.0				1973	142				
3.0	AGGREGATE BASE		48.0				1973					
	C-C 104 FEET						1973					
5.0	LIME TREATED SUBGRADE		47.0				1974					
1.5	HOT BIT PAVEMENT		24.0		200-300		1974	220				
1.5	HOT BIT PAVEMENT		46.0		200-300		1974					
1.0	HOT BIT PAVEMENT		24.0		120-150		1975	39	20			
	CONTRACT CHIP SEAL		46.0		MC-3000		1985	26				
-2.5	MILLING		32.0				1999	537		918	1	
4.5	HOT BIT PAVEMENT		35.0		120-150	31	1999		20	918	1	
2.0	HOT BIT PAVEMENT		35.0		PG 58-34	31	1999		20	918	1	
	FEDERAL AID CHIP SEAL		24.0		MC-3000	43	2002			14777	1	
-1.0	MILLING		30.0				2016			18842	1	
3.0	HBP-SUPERPAVE-FAA 45		7.0	24.0	2.0	PG 64-28	SP	2016	373	20	18842	1
	MICROSURFACING		25.0				MC	2017	78	7	21517	1
	FEDERAL AID SAND SEAL		6.7		1.7	CRS2P	45	2017			21517	1

ENGLISH

D	HWY	S	D	FROM REF	FROM PT	TO REF	TO PT	LENGTH (XX)	LEFT SHLDR WIDTH	DRVNG LANE WIDTH	RIGHT SHLDR WIDTH	SURF DPTH	BASE DPTH	GRAD WIDTH	FIN WIDTH	TAADT	AADT	ESALS	PAV AGE	EFF PAV AGE	LAST YEAR SEAL	PVMT TYPE	PVMT DESC	HWY PTY	FRT LVL	INTL CONS	PREV CONS	LTST CONS	LTST REHAB
1	83	S		127.000	0.7360	141.000	0.0107	13.2709	10.0	24.0	9.0	9.0	8.0	50.0	43.0	473	2736 2023	202	33	20	2016	FLEX	ASPHT	RIC	1	1991	2002	2014	MICROSURFACI
WASHBURN N TO JCT 200 E AT UNDERWOOD																		2014	DIST	92	RIDE	4.48	PRPI	GOOD	IRI	39			
PCN 17336 2008 - TURN LANE RECONSTRUCTION AT FALKIRK MINE ROAD.																		2015	DIST	93	RIDE	4.44	PRPI	GOOD	IRI	41			
2020 PCN 22467 - BISMARCK SAFETY CORRIDOR RP 111.357 TO 129.60																		2016	DIST	93	RIDE	4.24	PRPI	GOOD	IRI	50			
																		2017	DIST	90	RIDE	4.22	PRPI	GOOD	IRI	51			
																		2018	DIST	95	RIDE	4.17	PRPI	GOOD	IRI	53			
																		2019	DIST	96	RIDE	4.28	PRPI	GOOD	IRI	48			
																		2020	DIST	91	RIDE	4.24	PRPI	GOOD	IRI	50			
																		2021	DIST	91	RIDE	4.23	PRPI	GOOD	IRI	50			
																		2022	DIST	92	RIDE	4.17	PRPI	GOOD	IRI	53			
																		2023	DIST	88	RIDE	4.11	PRPI	GOOD	IRI	56			

REF PT	RIDE	DST	RUT (IN)	IRI IN/MI	PRPI	AVG NUM (2023) AVERAGE RIDE, DISTRESS & RUT									
FLT	FLT	AC	BLD	LC	TC	BC	RW	BP	RT						
128	4.04	91	0.17	59.00	GOOD	N/A	N/A	3	0	1	4	0	0	0	0
129	4.19	93	0.17	53.00	GOOD	N/A	N/A	3	0	1	2	0	0	0	0
130	4.24	87	0.20	51.00	GOOD	N/A	N/A	3	0	1	2	0	0	0	6
131	4.03	87	0.19	59.00	GOOD	N/A	N/A	3	0	1	2	0	0	0	6
132	4.01	87	0.21	61.00	GOOD	N/A	N/A	3	0	1	2	0	0	0	6
133	3.99	86	0.22	62.00	GOOD	N/A	N/A	3	0	1	3	0	0	0	6
134	4.18	86	0.19	53.00	GOOD	N/A	N/A	3	0	1	3	0	0	0	6
135	4.19	87	0.19	53.00	GOOD	N/A	N/A	3	0	1	2	0	0	0	6
136	4.26	86	0.19	50.00	GOOD	N/A	N/A	3	0	1	3	0	0	0	6
137	4.03	87	0.21	60.00	GOOD	N/A	N/A	3	0	1	2	0	0	0	6
138	4.26	91	0.17	50.00	GOOD	N/A	N/A	3	0	3	2	0	0	0	0
139	4.29	90	0.18	48.00	GOOD	N/A	N/A	3	0	3	3	0	0	0	0
140	3.74	81	0.22	72.00	GOOD	N/A	N/A	6	0	3	3	0	0	0	6
AVG	4.11	88	0.19	56.23	GOOD	N/A	N/A	3	0	1	3	0	0	0	4

18 OCCURS		LSHL WIDTH (IN)	RDWY WIDTH (FT)	RSHL WIDTH (FT)	OIL/CON TYPE	CLS AGG	YEAR	COST THOUS	DSN LFE	PCN	SUB	H
3.0 AGGREGATE BASE			50.0	48.0			1973	714				
C-C 104 FEET							1973					
5.0 LIME TREATED SUBGRADE			47.0				1974					
1.5 HOT BIT PAVEMENT			24.0		200-300		1974	1104				
1.5 HOT BIT PAVEMENT			46.0		200-300		1974					
1.0 HOT BIT PAVEMENT			24.0		120-150		1975	197	20			
-.8 MILLING			24.0				1991					
2.5 HOT BIT PAVEMENT			38.0		120-150		1991		20			
2.3 SALVAGED AGGR BASE		10.0		9.0			1991					
RALUMAC							1992	6				
CONTRACT CHIP SEAL			40.0				1995	181				
1.5 HOT BIT PAVEMENT		10.0	24.0	3.0	PG 58-28	31	2002	577	5	14820	1	
FEDERAL AID CHIP SEAL			38.0		MC-3000P	43	2005	275		16031	1	
-1.0 MILLING			30.0				2014			18063	1	
3.0 HBP-SUPERPAVE-FAA 45			7.0	24.0	8.0	PG 64-28	SP	2014	3846	10	18063	1
MICROSURFACING			25.0				MC	2016	597		21269	1
FEDERAL AID SAND SEAL			7.5	3.5	CRS2P	45	2016			21269	1	

ENGLISH

D	HWY	S	D	FROM REF	FROM OFFSET	TO REF	TO OFFSET	LENGTH	LEFT SHLDR	DRVNG LANE	RIGHT SHLDR	SURF DPTH	BASE DPTH	GRAD WDTN	FIN WDTN	TAADT	AAADT	ESALS	PAV AGE	EFF PAV AGE	LAST YEAR	PVMT TYPE	PVMT DESC	HWY PTY	FRT LVL	INTL CONS	PREV CONS	LTST CONS	LTST REHAB
1	83	S		141.000	0.0107	142.000	0.7280	1.7182	10.0	24.0	9.0	7.5	8.0	50.0	43.0	400	2155 2023	324	33	20	2016	FLEX	ASPHT	RIC	1	1991	2014	2014	MICROSURFACI
JCT 200 E AT UNDERWOOD TO N JCT 200W																		2014	DIST 90	RIDE 4.50	PRPI	GOOD	IRI	39					
																		2015	DIST 94	RIDE 4.42	PRPI	GOOD	IRI	42					
																		2016	DIST 91	RIDE 3.97	PRPI	GOOD	IRI	62					
																		2017	DIST 87	RIDE 4.02	PRPI	GOOD	IRI	60					
																		2018	DIST 94	RIDE 3.91	PRPI	GOOD	IRI	65					
																		2019	DIST 91	RIDE 3.98	PRPI	GOOD	IRI	62					
																		2020	DIST 88	RIDE 3.95	PRPI	GOOD	IRI	63					
																		2021	DIST 85	RIDE 3.86	PRPI	GOOD	IRI	67					
																		2022	DIST 88	RIDE 3.82	PRPI	GOOD	IRI	69					
																		2023	DIST 84	RIDE 3.68	PRPI	GOOD	IRI	75					

REF PT	RIDE	DST	RUT (IN)	IRI IN/MI	PRPI	AVG NUM (2023) FLT	AVG NUM (2023) FLT AC	AVERAGE BLD	AVERAGE LC	AVERAGE TC	AVERAGE BC	AVERAGE RW	AVERAGE BP	AVERAGE RT
141	3.81	81	0.22	69.00	GOOD	N/A	N/A	6	0	3	3	0	0	6
142	3.54	86	0.24	82.00	GOOD	N/A	N/A	3	0	1	3	0	0	6
AVG	3.68	84	0.23	75.50	GOOD	N/A	N/A	5	0	2	3	0	0	6

17 OCCURS DPTH (IN)	COMPONENTS	LSHL WDTN (FT)	RDWY WDTN (FT)	RSHL WDTN (FT)	OIL/CON TYPE	CLS AGG	YEAR	COST THOUS	DSN LFE	PCN	SUB	H
	GRADE		50.0				1973	92				
3.0	AGGREGATE BASE		48.0				1973					
	C-C 104 FEET						1973					
5.0	LIME TREATED SUBGRADE		47.0				1974					
1.5	HOT BIT PAVEMENT		24.0		200-300		1974	143				
1.5	HOT BIT PAVEMENT		46.0		200-300		1974					
1.0	HOT BIT PAVEMENT		24.0		120-150		1975	25	20			
- .8	MILLING		24.0				1991					
2.5	HOT BIT PAVEMENT		38.0		120-150		1991		20			
2.3	SALVAGED AGGR BASE	10.0		9.0			1991					
	RALUMAC						1992	1				
	CONTRACT CHIP SEAL		40.0				1995	23				
	FEDERAL AID CHIP SEAL		38.0		MC-3000P	43	2005	36		16031		1
-1.0	MILLING		30.0				2014			18063		1
3.0	HBP-SUPERPAVE-FAA 45		7.0	24.0	8.0	PG 64-28	SP	2014	498	10	18063	1
	MICROSURFACING		25.0				MC	2016	77	21269		1
	FEDERAL AID SAND SEAL		7.5		3.5	CRS2P	45	2016		21269		1

NDDOT RIMS HIGHWAY PROJECTS - HIGHWAY COMPONENTS
HIGHWAY COMPONENTS DISTRICT INFO BOOK
FOR BISMARCK DISTRICT

ENGLISH

D	HWY	S	D	FROM REF	FROM OFFSET	TO REF	TO OFFSET	LENGTH	LEFT SHLDR WIDTH	DRVNG LANE WIDTH	RIGHT SHLDR WIDTH	SURF DPTH	BASE DPTH	GRAD WIDTH	FIN WIDTH	TAADT	AAADT	ESALS	PAV AGE	EFF PAV AGE	LAST YEAR SEAL	PVMT TYPE	PVMT DESC	HWY PTY	FRT LVL	INTL CONS	PREV CONS	LTST CONS	LTST REHAB
1	83	S		142.000	0.7280	147.556	0.0000	1.4854	10.0	24.0	9.0	13.7	5.0	52.0	43.0	400	2155 2023	324	33	20	2016	FLEX	ASPHT	RIC	1	1991	2014	2014	MICROSURFACI
N UNDERWOOD N TO N JCT 200																		2014	DIST 87	RIDE 4.34	PRPI	GOOD	IRI	46					
																		2015	DIST 93	RIDE 4.25	PRPI	GOOD	IRI	50					
																		2016	DIST 90	RIDE 3.87	PRPI	GOOD	IRI	66					
																		2017	DIST 87	RIDE 3.85	PRPI	GOOD	IRI	67					
																		2018	DIST 90	RIDE 3.84	PRPI	GOOD	IRI	68					
																		2019	DIST 88	RIDE 3.92	PRPI	GOOD	IRI	64					
																		2020	DIST 88	RIDE 3.86	PRPI	GOOD	IRI	67					
																		2021	DIST 87	RIDE 3.82	PRPI	GOOD	IRI	69					
																		2022	DIST 93	RIDE 3.66	PRPI	GOOD	IRI	76					
																		2023	DIST 87	RIDE 3.62	PRPI	GOOD	IRI	78					

REF PT	RIDE	DST	RUT (IN)	IRI IN/MI	PRPI	AVG NUM (2023) FLT	NUM (2023) FLT AC	AVERAGE BLD	RIDE LC	DISTRESS TC	RUT BC	RUT RW	RUT BP	RUT RT
143	3.82	87	0.22	69.00	GOOD	N/A	N/A	3	0	1	2	0	0	6
144	3.42	86	0.21	87.00	GOOD	N/A	N/A	3	0	1	3	0	0	6
AVG	3.62	87	0.22	78.00	GOOD	N/A	N/A	3	0	1	3	0	0	6

18 OCCURS DPTH (IN)	COMPONENTS	LSHL WPTH (FT)	RDWY WPTH (FT)	RSHL WPTH (FT)	OIL/CON TYPE	CLS AGG	YEAR	COST THOUS	DSN LFE	PCN	SUB	H
	GRADE		36.0				1941	29				
	C-C 104 FEET						1941					
5.0	AGGREGATE BASE		32.0				1944					
2.5	COLD BITUMINOUS PAVEMENT		22.0		MC-3		1944	85	20			
1.5	HOT BIT PAVEMENT		32.0		150-200		1957					
2.0	HOT BIT PAVEMENT WIDENING		24.0		150-200		1957	84	20			
			52.0				1975	190				
1.5	HOT BIT PAVEMENT		24.0		120-150		1975					
3.5	HOT BIT PAVEMENT		42.0		120-150		1975		20			
	-.8 MILLING		24.0				1991					
2.5	HOT BIT PAVEMENT		27.0		120-150		1991		20			
3.5	SALVAGED AGGR BASE	7.0		4.0			1991					
	CONTRACT CHIP SEAL		40.0				1995	21				
	FEDERAL AID CHIP SEAL		38.0		MC-3000P	43	2005	21		16031	1	
-1.0	MILLING		30.0				2014			18063	1	
3.0	HBP-SUPERPAVE-FAA 45	7.0	24.0	8.0	PG 64-28	SP	2014	431	10	18063	1	
	MICROSURFACING		25.0			MC	2016	67		21269	1	
	FEDERAL AID SAND SEAL	7.5		3.5	CRS2P	45	2016			21269	1	

NDDOT RIMS HIGHWAY PROJECTS - HIGHWAY COMPONENTS
 HIGHWAY COMPONENTS DISTRICT INFO BOOK
 FOR BISMARCK DISTRICT

ENGLISH

D	HWY	S	D	FROM REF PT	FROM OFFSET (XX)	TO REF PT	TO OFFSET (XX)	LENGTH (XX)	LEFT SHLDR WIDTH	DRVNG LANE WIDTH	RIGHT SHLDR WIDTH	SURF DPTH	BASE DPTH	GRAD WIDTH	FIN WIDTH	TAADT	AAADT	ESALS	PAV AGE	EFF PAV AGE	LAST YEAR SEAL	PVMT TYPE	PVMT DESC	HWY PTY	FRT LVL	INTL CONS	PREV CONS	LTST CONS	LTST REHAB
1	83	B	N	900.000	0.0000	901.000	0.0000	0.9480	10.5	24.0	10.5	8.0		49.0	45.0	218	8946 2022	34	74	11		FLEX	ASPHT	UIC	1	1950	2009	2023	RAP-FAA 45
BIS-NINTH ST (EXPRY N TO ROSSER)																													
YEAR FOR GRADE IS AN ESTIMATE. COMPONENTS UNKNOWN.																													
2014 DIST 85 RIDE 1.76 PRPI POOR IRI 175 2015 DIST 86 RIDE 1.74 PRPI POOR IRI 176 2016 DIST 83 RIDE 0.75 PRPI POOR IRI 272 2017 DIST 74 RIDE 1.46 PRPI POOR IRI 195 2018 DIST 82 RIDE 1.44 PRPI POOR IRI 196 2019 DIST 80 RIDE 1.61 PRPI POOR IRI 185 2020 DIST 82 RIDE 1.48 PRPI POOR IRI 193 2021 DIST 78 RIDE 1.30 PRPI POOR IRI 207 2022 DIST 77 RIDE 1.21 PRPI POOR IRI 214 2023 DIST 83 RIDE 2.03 PRPI POOR IRI 158																													

REF PT	RUT RIDE	IRI DST	AVG NUM (2023)	AVERAGE RIDE, DISTRESS & RUT											
	(IN)	IN/MI	PRPI	FLT	FLT	AC	BLD	LC	TC	BC	RW	BP	RT		
900	2.03	83	0.18	158.00	POOR	N/A	N/A	3	0	3	2	0	0	2	6
AVG	2.03	83	0.18	158.00	POOR	N/A	N/A	3	0	3	2	0	0	2	6

6 OCCURS		LSHL	RDWY	RSHL	OIL/CON	CLS	COST	DSN			
DPTH (IN)	COMPONENTS	(FT)	(FT)	(FT)	TYPE	AGG	THOUS	LFE	PCN	SUB	H
	GRADE		48.0				1950				
-2.5	MILLING		45.0		HFMS-2	43	2009		17102	1	
2.5	HOT BIT PAVEMENT		45.0		PG 58-28	33	2009	639	10	17102	1
	FEDERAL AID CHIP SEAL		45.0		HFMS-2	43	2009			17102	1
-2.5	MILLING		45.0				2023			23202	1
2.5	RAP-SUPERPAVE FAA 45		45.0		PG58H-34	SP	2023	1172	10	23202	1

ENGLISH

D	HWY	S	D	FROM REF PT	FROM OFFSET (XX)	TO REF PT	TO OFFSET (XX)	LENGTH (XX)	LEFT SHLDR WIDTH	DRVNG LANE WIDTH	RIGHT SHLDR WIDTH	SURF DPTH	BASE DPTH	GRAD WIDTH	FIN WIDTH	TAADT	AADT	ESALS	PAV AGE	EFF PAV AGE	LAST YEAR SEAL	PVMT TYPE	PVMT DESC	HWY PTY	FRT LVL	INTL CONS	PREV CONS	LTST CONS	LTST REHAB	
1	83	B	N	901.000	0.0000	901.523	0.0000	0.5550	10.5	24.0	10.5	8.0		49.0	45.0	101	10796 2022	31	74	28	2009	FLEX	ASPHT	UIC	1	1950	2009	2009	F	CHIP SEAL
BISMARCK-ROSSER TO BOULEVARD																			2014	DIST	88	RIDE	2.09	PRPI	POOR	IRI	154			
																			2015	DIST	85	RIDE	2.16	PRPI	POOR	IRI	151			
																			2016	DIST	76	RIDE	0.74	PRPI	POOR	IRI	316			
																			2017	DIST	77	RIDE	2.09	PRPI	POOR	IRI	155			
																			2018	DIST	88	RIDE	1.92	PRPI	POOR	IRI	165			
																			2019	DIST	90	RIDE	2.00	PRPI	POOR	IRI	160			
																			2020	DIST	89	RIDE	1.83	PRPI	POOR	IRI	170			
																			2021	DIST	82	RIDE	1.71	PRPI	POOR	IRI	177			
																			2022	DIST	81	RIDE	1.75	PRPI	POOR	IRI	175			
																			2023	DIST	83	RIDE	2.04	PRPI	POOR	IRI	158			

RUTTING BADLY. CONTINUOUS PROBLEM. SHOULD HAVE BEEN CONCRETE WITH CURB AND GUTTER!!! WHEN WE MILL WE DESTROY SENSOR LOOPS. WILL HAVE TO PATCH AGAIN IN 1991. THE LAST 100' OF THE LEFT TURNING LANE IN 6 LOCATIONS WERE MILLED OUT AND REPLACED WITH CLASS 33 IN 1992. LOOPS WERE REPLACED. THIS WAS EXPERIMENTAL TO SEE HOW EFFECTIVE IT IS IN STOPPING RUTTING AND SHOING.

REF PT	RIDE	DST	RUT (IN)	IRI IN/MI	PRPI	AVG NUM (2023) FLT	AVG NUM (2023) FLT AC	AVERAGE BLD	AVERAGE LC	AVERAGE TC	AVERAGE BC	AVERAGE RW	AVERAGE BP	AVERAGE RT	
901	2.04	83	0.18	158.00	POOR	N/A	N/A	3	0	2	3	0	0	2	6
AVG	2.04	83	0.18	158.00	POOR	N/A	N/A	3	0	2	3	0	0	2	6

5 OCCURS DPTH (IN)	COMPONENTS	GRADE	INT MTCE	LSHL WIDTH (FT)	RDWY WIDTH (FT)	RSHL WIDTH (FT)	OIL/CON TYPE	CLS AGG	YEAR	COST THOUS	DSN LFE	PCN	SUB	H
				48.0					1950					
									1993	5				
									2009			17102	1	
									2009	373	7	17102	1	
									2009			17102	1	

ENGLISH

D	HWY	S	D	FROM REF PT	FROM OFFSET (XX)	TO REF PT	TO OFFSET (XX)	LENGTH (XX)	LEFT SHLDR WIDTH	DRVNG LANE WIDTH	RIGHT SHLDR WIDTH	SURF DPTH	BASE DPTH	GRAD WIDTH	FIN WIDTH	TAADT	AADT	ESALS	PAV AGE	EFF PAV AGE	LAST YEAR SEAL	PVMT TYPE	PVMT DESC	HWY PTY	FRT LVL	INTL CONS	PREV CONS	LTST CONS	LTST REHAB																																																																														
1	83	B	N	901.523	0.0000	902.646	0.0000	1.1429		36.0		8.0	24.0	60.0	36.0	142	14672 2022	124	22	11		CONCR	JOINT	UIC	1	2002	2023	2023	CPR_ONLY																																																																														
BISMARCK-BOULEVARD TO I-94																		2014	DIST	91	RIDE	2.34	PRPI	POOR	IRI	141	2015	DIST	91	RIDE	2.27	PRPI	POOR	IRI	144	2016	DIST	89	RIDE	0.75	PRPI	POOR	IRI	321	2017	DIST	94	RIDE	2.28	PRPI	POOR	IRI	144	2018	DIST	90	RIDE	2.20	PRPI	POOR	IRI	149	2019	DIST	90	RIDE	2.18	PRPI	POOR	IRI	149	2020	DIST	87	RIDE	2.14	PRPI	POOR	IRI	152	2021	DIST	85	RIDE	1.87	PRPI	POOR	IRI	168	2022	DIST	88	RIDE	2.18	PRPI	POOR	IRI	150	2023	DIST	96	RIDE	3.44	PRPI	GOOD	IRI	87

REF PT	RIDE	DST	RUT (IN)	IRI IN/MI	PRPI	AVG NUM (2023) FLT	DC	CB	LJS	LC	TC	TJS	FLT	BS	BP	CP
902	3.44	96	N/A	87.00	GOOD	0.08	42	0	0	0	0	1	1	0	0	1
AVG	3.44	96	N/A	87.00	GOOD	0.08	42	0	0	0	0	1	1	0	0	1

7 OCCURS	DPATH (IN)	COMPONENTS	LSHL WIDTH (FT)	RDWY WIDTH (FT)	RSHL WIDTH (FT)	OIL/CON TYPE	CLS AGG	YEAR	COST THOUS	DSN LFE	PCN	SUB	H
	24.0	BLENDED BASE	60.0	40.0				2002		12210		1	
	8.0	NON-REINF PCC	36.0			AE	S4	2002	4388	30	12210	1	
		CURB & GUTTER FACE-FACE	36.0					2002			12210	1	
		DOWELED						2002			12210	1	
		GRINDING	36.0					2023	3344		22769	1	
		CONCRETE PAVEMENT REPAIR						2023		10	22769	1	

NDDOT RIMS HIGHWAY PROJECTS - HIGHWAY COMPONENTS
HIGHWAY COMPONENTS DISTRICT INFO BOOK
FOR BISMARCK DISTRICT

ENGLISH

D	HWY	S	D	FROM REF PT	FROM OFFSET (XX)	TO REF PT	TO OFFSET (XX)	LENGTH (XX)	LEFT SHLDR WIDTH	DRVNG LANE WIDTH	RIGHT SHLDR WIDTH	SURF DPTH	BASE DPTH	GRAD WIDTH	FIN WIDTH	TAADT	AAADT	ESALS	PAV AGE	EFF PAV AGE	LAST YEAR SEAL	PVMT TYPE	PVMT DESC	HWY PTY	FRT LVL	INTL CONS	PREV CONS	LTST CONS	LTST REHAB																																																																														
1	83	B	S	900.000	0.0000	901.000	0.5600	1.4934	10.5	24.0	10.5	8.0		49.0	45.0	272	8689 2022	27	74	28	2009	FLEX	ASPHT	UIC	1	1950	2009	2009	F	CHIP SEAL																																																																													
BIS-7TH ST (EXPRY N TO BOULEVARD)																		2014	DIST	86	RIDE	1.80	PRPI	POOR	IRI	172	2015	DIST	82	RIDE	1.76	PRPI	POOR	IRI	176	2016	DIST	82	RIDE	1.52	PRPI	POOR	IRI	192	2017	DIST	82	RIDE	1.51	PRPI	POOR	IRI	193	2018	DIST	84	RIDE	1.39	PRPI	POOR	IRI	204	2019	DIST	89	RIDE	1.43	PRPI	POOR	IRI	199	2020	DIST	86	RIDE	1.31	PRPI	POOR	IRI	213	2021	DIST	85	RIDE	1.23	PRPI	POOR	IRI	222	2022	DIST	84	RIDE	1.22	PRPI	POOR	IRI	229	2023	DIST	84	RIDE	1.24	PRPI	POOR	IRI	227

YEAR FOR GRADE IS AN ESTIMATE. COMPONENTS UNKNOWN.

REF PT	RIDE	DST	RUT (IN)	IRI IN/MI	PRPI	AVG NUM (2023) FLT	NUM (2023) FLT AC	AVERAGE BLD	RIDE LC	DISTRESS TC	RUT BC	RUT RW	RUT BP	RUT RT
900	0.73	80	0.37	279.00	POOR	N/A	N/A	6	0	3	2	0	2	6
901	1.74	88	0.17	176.00	POOR	N/A	N/A	6	0	2	1	0	2	0
AVG	1.24	84	0.27	227.50	POOR	N/A	N/A	6	0	3	2	0	2	3

4 OCCURS DPTH (IN)	COMPONENTS	LSHL WDH (FT)	RDWY WDH (FT)	RSHL WDH (FT)	OIL/CON TYPE	CLS AGG	YEAR	COST THOUS	DSN LFE	PCN	SUB	H
	GRADE		48.0				1950					
	-2.5 MILLING		45.0				2009			17101	1	
	2.5 HOT BIT PAVEMENT		45.0		PG 58-28	33	2009	1010	7	17101	1	
	FEDERAL AID CHIP SEAL		45.0		HFMS-2	43	2009			17101	1	

ENGLISH

D	HWY	S	D	FROM REF PT	FROM OFFSET (XX)	TO REF PT	TO OFFSET (XX)	LENGTH (XX)	LEFT SHLDR WIDTH	DRVNG LANE WIDTH	RIGHT SHLDR WIDTH	SURF DPTH	BASE DPTH	GRAD WIDTH	FIN WIDTH	TAADT	AADT	ESALS	PAV AGE	EFF PAV AGE	LAST YEAR SEAL	PVMT TYPE	PVMT DESC	HWY PTY	FRT LVL	INTL CONS	PREV CONS	LTST CONS	LTST REHAB																																																																														
1	83	B	S	901.000	0.5600	902.646	0.0000	1.2493		36.0		8.0	24.0	60.0	36.0	80	10920 2022	56	22	11		CONCR	JOINT	UIC	1	2002	2023	2023	CPR_ONLY																																																																														
BISMARCK-BOULEVARD TO I-94																		2014	DIST	91	RIDE	2.39	PRPI	POOR	IRI	138	2015	DIST	86	RIDE	2.32	PRPI	POOR	IRI	142	2016	DIST	86	RIDE	2.13	PRPI	POOR	IRI	153	2017	DIST	89	RIDE	2.47	PRPI	POOR	IRI	134	2018	DIST	86	RIDE	1.82	PRPI	POOR	IRI	171	2019	DIST	87	RIDE	2.24	PRPI	POOR	IRI	146	2020	DIST	88	RIDE	2.21	PRPI	POOR	IRI	148	2021	DIST	86	RIDE	1.79	PRPI	POOR	IRI	173	2022	DIST	86	RIDE	2.08	PRPI	POOR	IRI	155	2023	DIST	96	RIDE	3.72	PRPI	GOOD	IRI	73

REF PT	RIDE	DST	RUT (IN)	IRI IN/MI	PRPI	AVG NUM (2023) FLT	DC	CB	LJS	LC	TC	TJS	FLT	BS	BP	CP
902	3.72	96	N/A	73.00	GOOD	0.09	24	0	0	0	0	1	1	0	0	1
AVG	3.72	96	N/A	73.00	GOOD	0.09	24	0	0	0	0	1	1	0	0	1

7 OCCURS DPTH (IN)	COMPONENTS	LSHL WIDTH (FT)	RDWY WIDTH (FT)	RSHL WIDTH (FT)	OIL/CON TYPE	CLS AGG	YEAR	COST THOUS	DSN LFE	PCN	SUB	H
24.0	BLENDED BASE		60.0				2002			12210		1
8.0	NON-REINF PCC		40.0				2002			12210		1
	CURB & GUTTER FACE-FACE		36.0		AE	S4	2002	4388	30	12210		1
	DOWELED		36.0				2002			12210		1
	GRINDING			36.0			2023	3343		22769		1
	CONCRETE PAVEMENT REPAIR						2023		10	22769		1

NDDOT RIMS HIGHWAY PROJECTS - HIGHWAY COMPONENTS
 HIGHWAY COMPONENTS DISTRICT INFO BOOK
 FOR BISMARCK DISTRICT

ENGLISH

D	HWY	S	D	FROM REF PT	FROM OFFSET (XX)	TO REF PT	TO OFFSET (XX)	LENGTH (XX)	LEFT SHLDR WIDTH	DRVNG LANE WIDTH	RIGHT SHLDR WIDTH	SURF DPTH	BASE DPTH	GRAD WIDTH	FIN WIDTH	TAADT	AAADT	ESALS	PAV AGE	EFF PAV AGE	LAST YEAR SEAL	PVMT TYPE	PVMT DESC	HWY PTY	FRT LVL	INTL CONS	PREV CONS	LTST CONS	LTST REHAB
1	87	N		0.000	0.0000	1.900	0.0000	1.8999		24.0		4.0	4.0	28.0	24.0	20	453 2009	8	36	35		FLEX	ASPHT	RCL	9	1988	1999	1999	OVERLAY VAR.
FT STEVENSON STATE PARK ROADS																		2014	DIST	0	RIDE	0.00	PRPI	N/A	IRI	0			
																		2015	DIST	0	RIDE	0.00	PRPI	N/A	IRI	0			
																		2016	DIST	0	RIDE	0.00	PRPI	N/A	IRI	0			
																		2017	DIST	0	RIDE	0.00	PRPI	N/A	IRI	0			
																		2018	DIST	0	RIDE	0.00	PRPI	N/A	IRI	0			
																		2019	DIST	0	RIDE	0.00	PRPI	N/A	IRI	0			
																		2020	DIST	0	RIDE	0.00	PRPI	N/A	IRI	0			
																		2021	DIST	0	RIDE	0.00	PRPI	N/A	IRI	0			
																		2022	DIST	0	RIDE	0.00	PRPI	N/A	IRI	0			
																		2023	DIST	NA	RIDE	N/A	PRPI	N/A	IRI	N/A			

1999---PCN 1476---PARKING LOT.

REF PT	RIDE	DST	RUT (IN)	IRI IN/MI	PRPI	AVG NUM (2002) AVERAGE RIDE, DISTRESS & RUT									
PT	RIDE	DST	(IN)	IN/MI	PRPI	FLT	FLT	AC	BLD	LC	TC	BC	RW	BP	RT
0	N/A	NA	N/A	N/A	N/A	N/A	N/A	N/A	N/A	N/A	N/A	N/A	N/A	N/A	N/A
1	N/A	NA	N/A	N/A	N/A	N/A	N/A	N/A	N/A	N/A	N/A	N/A	N/A	N/A	N/A
AVG	N/A	NA	N/A	N/A	N/A	N/A	N/A	N/A	N/A	N/A	N/A	N/A	N/A	N/A	N/A

4 OCCURS		LSHL	RDWY	RSHL	CLS	COST	DSN
DPTH (IN)	COMPONENTS	WDTH (FT)	WDTH (FT)	WDTH (FT)	OIL/CON TYPE	YEAR	THOUS LFE
4.0	AGGREGATE BASE		14.0			1988	
2.0	HOT BIT PAVEMENT		12.0		120-150	1988	20
	CONTRACT CHIP SEAL		24.0		HFMS-2	1992	51
2.0	HBP-VARIABLE DEPTH		24.0		120-150	1999	121 10 1476 1

ENGLISH

D	HWY	S	D	FROM REF PT	FROM OFFSET (XX)	TO REF PT	TO OFFSET (XX)	LENGTH (XX)	LEFT SHLDR WIDTH	DRVNG LANE WIDTH	RIGHT SHLDR WIDTH	SURF DPTH	BASE DPTH	GRAD WDTN	FIN WDTN	TAADT	AAADT	ESALS	PAV AGE	EFF PAV AGE	LAST YEAR SEAL	PVMT TYPE	PVMT DESC	HWY PTY	FRT LVL	INTL CONS	PREV CONS	LTST CONS	LTST REHAB	
1	88	N		0.000	0.0000	3.000	0.0000	2.9999				3.0					10	100 1997	4	27	27		FLEX	ASPHT	RCL	9	1997	1997	1997	OVERLAY(HBP)
FORT LINCOLN STATE PARK																		2014	DIST	0	RIDE	0.00	PRPI	N/A	IRI	0				
																		2015	DIST	0	RIDE	0.00	PRPI	N/A	IRI	0				
																		2016	DIST	0	RIDE	0.00	PRPI	N/A	IRI	0				
																		2017	DIST	0	RIDE	0.00	PRPI	N/A	IRI	0				
																		2018	DIST	0	RIDE	0.00	PRPI	N/A	IRI	0				
																		2019	DIST	0	RIDE	0.00	PRPI	N/A	IRI	0				
																		2020	DIST	0	RIDE	0.00	PRPI	N/A	IRI	0				
																		2021	DIST	0	RIDE	0.00	PRPI	N/A	IRI	0				
																		2022	DIST	0	RIDE	0.00	PRPI	N/A	IRI	0				
																		2023	DIST	NA	RIDE	N/A	PRPI	N/A	IRI	N/A				

YEAR FOR GRADE IS AN ESTIMATE. COMPONENTS UNKNOWN.

REF PT	RIDE	DST	RUT (IN)	IRI IN/MI	PRPI	AVG NUM (2002) AVERAGE RIDE, DISTRESS & RUT										
						FLT	FLT	AC	BLD	LC	TC	BC	RW	BP	RT	
0	N/A	NA	N/A	N/A	N/A	N/A	N/A	N/A	N/A	N/A	N/A	N/A	N/A	N/A	N/A	
1	N/A	NA	N/A	N/A	N/A	N/A	N/A	N/A	N/A	N/A	N/A	N/A	N/A	N/A	N/A	
2	N/A	NA	N/A	N/A	N/A	N/A	N/A	N/A	N/A	N/A	N/A	N/A	N/A	N/A	N/A	
AVG	N/A	NA	N/A	N/A	N/A	N/A	N/A	N/A	N/A	N/A	N/A	N/A	N/A	N/A	N/A	

2 OCCURS		LSHL WDTN (FT)	RDWY WDTN (FT)	RSHL WDTN (FT)	OIL/CON TYPE	CLS AGG	YEAR 1950	COST THOUS	DSN LFE	PCN	SUB	H
3.0 HOT BIT PAVEMENT			24.0		120-150	29	1997	79	20	1447	1	

NDDOT RIMS HIGHWAY PROJECTS - HIGHWAY COMPONENTS
 HIGHWAY COMPONENTS DISTRICT INFO BOOK
 FOR BISMARCK DISTRICT

ENGLISH

D	HWY	S	D	FROM REF	FROM PT	TO REF	TO PT	LENGTH	LEFT SHLDR	DRVNG LANE	RIGHT SHLDR	SURF DPTH	BASE DPTH	GRAD WDT	FIN WDT	TAADT	AAADT	ESALS	PAV AGE	EFF PAV AGE	LAST YEAR	PVMT TYPE	PVMT DESC	HWY PTY	FRT LVL	INTL CONS	PREV CONS	LTST CONS	LTST REHAB																				
1	89	E		20.000	0.0000	25.200	0.0000	5.1998		22.0		3.5	8.0	26.0	22.0	25	230 1998	30	34	34	1995	FLEX	ASPHT	RCL	9	1990	1990	1990	C CHIP SEAL																				
LAKE SAKAKAWEA STATE PARK ROADS																		2014	DIST	NA	RIDE	N/A	PRPI	N/A	IRI	N/A																							
																		2015	DIST	NA	RIDE	N/A	PRPI	N/A	IRI	N/A																							
																		2016	DIST	NA	RIDE	N/A	PRPI	N/A	IRI	N/A																							
																		2017	DIST	NA	RIDE	N/A	PRPI	N/A	IRI	N/A																							
																		2018	DIST	NA	RIDE	N/A	PRPI	N/A	IRI	N/A																							
																		2019	DIST	NA	RIDE	N/A	PRPI	N/A	IRI	N/A																							
																		2020	DIST	NA	RIDE	N/A	PRPI	N/A	IRI	N/A																							
																		2021	DIST	NA	RIDE	N/A	PRPI	N/A	IRI	N/A																							
																		2022	DIST	NA	RIDE	N/A	PRPI	N/A	IRI	N/A																							
																		2023	DIST	NA	RIDE	N/A	PRPI	N/A	IRI	N/A																							

CRS-2LM-1995 SEAL. WIDTH VARIES 12-22-24.

REF PT	RIDE	DST	RUT (IN)	IRI IN/MI	PRPI	AVG NUM (2023) FLT	AVG NUM (2023) FLT AC	AVERAGE BLD	AVERAGE LC	AVERAGE TC	AVERAGE BC	AVERAGE RW	AVERAGE BP	AVERAGE RT
AVG	N/A	NA	N/A	N/A	N/A	N/A	N/A	N/A	N/A	N/A	N/A	N/A	N/A	N/A

2 OCCURS DPTH (IN)	COMPONENTS	LSHL WDT (FT)	RDWY WDT (FT)	RSHL WDT (FT)	OIL/CON TYPE	CLS AGG	YEAR	COST THOUS	DSN LFE	PCN	SUB	H
1.5	HOT BIT PAVEMENT CONTRACT CHIP SEAL		22.0		120-150		1990	55	20			
			22.0				1995	74				

ENGLISH

D	HWY	S	D	FROM REF	FROM PT	FROM OFFSET (XX)	TO REF	TO PT	TO OFFSET (XX)	LENGTH (XX)	LEFT SHLDR WIDTH	DRVNG LANE WIDTH	RIGHT SHLDR WIDTH	SURF DPTH	BASE DPTH	GRAD WDTN	FIN WDTN	TAADT	AAADT	ESALS	PAV AGE	EFF PAV AGE	LAST YEAR	PVMT TYPE	PVMT DESC	HWY PTY	FRT LVL	INTL CONS	PREV CONS	LTST CONS	LTST REHAB																																																																														
1	90	N		0.000	0.0000		0.800	0.0000		0.7999									5	40	2	31	31	1993	FLEX	ASPHT	RCL	3	1993	1993	1993	C CHIP SEAL																																																																													
BEAVER LAKE STATE PARK																				2014	DIST	0	RIDE	0.00	PRPI	N/A	IRI	0	2015	DIST	0	RIDE	0.00	PRPI	N/A	IRI	0	2016	DIST	0	RIDE	0.00	PRPI	N/A	IRI	0	2017	DIST	0	RIDE	0.00	PRPI	N/A	IRI	0	2018	DIST	0	RIDE	0.00	PRPI	N/A	IRI	0	2019	DIST	0	RIDE	0.00	PRPI	N/A	IRI	0	2020	DIST	0	RIDE	0.00	PRPI	N/A	IRI	0	2021	DIST	0	RIDE	0.00	PRPI	N/A	IRI	0	2022	DIST	0	RIDE	0.00	PRPI	N/A	IRI	0	2023	DIST	NA	RIDE	N/A	PRPI	N/A	IRI	N/A

REF PT	RIDE	DST	RUT (IN)	IRI IN/MI	PRPI	AVG NUM (2002) FLT	NUM (2002) FLT AC	AVERAGE BLD	RIDE, DISTRESS & RUT LC	TC	BC	RW	BP	RT
0	N/A	NA	N/A	N/A	N/A	N/A	N/A	N/A	N/A	N/A	N/A	N/A	N/A	N/A
AVG	N/A	NA	N/A	N/A	N/A	N/A	N/A	N/A	N/A	N/A	N/A	N/A	N/A	N/A

1 OCCURS DPTH (IN)	COMPONENTS	CONTRACT	CHIP SEAL	LSHL WDTN (FT)	RDWY WDTN (FT)	RSHL WDTN (FT)	OIL/CON TYPE	CLS AGG	YEAR	COST THOUS	DSN LFE	PCN	SUB	H
				20.0			MC-3000		1993	4				

NDDOT RIMS HIGHWAY PROJECTS - HIGHWAY COMPONENTS
HIGHWAY COMPONENTS DISTRICT INFO BOOK
FOR BISMARCK DISTRICT

ENGLISH

D	HWY	S	D	FROM REF PT	FROM OFFSET (XX)	TO REF PT	TO OFFSET (XX)	LENGTH (XX)	LEFT SHLDR WIDTH	DRVNG LANE WIDTH	RIGHT SHLDR WIDTH	SURF DPTH	BASE DPTH	GRAD WDTN	FIN WDTN	TAADT	AAADT	ESALS	PAV AGE	EFF PAV AGE	LAST YEAR SEAL	PVMT TYPE	PVMT DESC	HWY PTY	FRT LVL	INTL CONS	PREV CONS	LTST CONS	LTST REHAB				
1	94	E		97.188	0.0000	100.000	0.8880	3.6307	4.0	24.0	10.0	10.5	12.0	62.6	38.0	980	3775 2023	1509	15	15		CONCR	JOINT	RI	1	2009	2009	2009	PCC JOINTED				
HEBRON E TO NEAR EAGLES NEST																		2014	DIST	95	RIDE	3.92	PRPI	GOOD	IRI	64							
																		2015	DIST	91	RIDE	4.09	PRPI	GOOD	IRI	57							
																		2016	DIST	92	RIDE	4.10	PRPI	GOOD	IRI	56							
																		2017	DIST	86	RIDE	4.15	PRPI	GOOD	IRI	54							
																		2018	DIST	91	RIDE	4.04	PRPI	GOOD	IRI	59							
																		2019	DIST	85	RIDE	4.35	PRPI	GOOD	IRI	45							
																		2020	DIST	89	RIDE	4.32	PRPI	GOOD	IRI	46							
																		2021	DIST	88	RIDE	4.27	PRPI	GOOD	IRI	49							
																		2022	DIST	88	RIDE	4.29	PRPI	GOOD	IRI	48							
																		2023	DIST	89	RIDE	4.30	PRPI	GOOD	IRI	48							

PCN-14082-SIGNING RP 97.188 TO RP 208.702, 2001-\$3,394.

REF PT	RIDE	DST	RUT (IN)	IRI IN/MI	PRPI	AVG NUM (2023)		AVERAGE RIDE, DISTRESS & RUT																						
FLT	FLT	DC	CB	LJS	LC	TC	TJS	FLT	BS	BP	CP																			
98	4.20	95	N/A	52.00	GOOD	0.07	41	0	0	0	1	0	2	1	0	0	0													
99	4.41	84	N/A	43.00	GOOD	0.07	48	0	0	0	4	4	4	2	0	1	0													
100	4.28	87	N/A	49.00	GOOD	0.07	70	0	0	0	4	4	1	2	0	1	0													
AVG	4.30	89	N/A	48.00	GOOD	0.07	53	0	0	0	3	3	2	2	0	1	0													

7 OCCURS	LSHL WDTN	RDWY WDTN	RSHL WDTN	OIL/CON TYPE	CLS AGG	YEAR	COST THOUS	DSN LFE	PCN	SUB	H
DPTH (IN) COMPONENTS	(FT)	(FT)	(FT)								
GRADE		62.6				2009			15912		1
8.0 SALVAGED AGGR BASE		42.0				2009			15912		1
10.5 NON-REINF PCC	1.0	24.0	2.0	AE	S3	2009	4993	30	15912		1
DOWELED						2009			15912		1
JOINT SPACE 15 FOOT						2009			15912		1
6.5 SALVAGED AGGR BASE		3.3		8.3		2009			15912		1
4.0 HOT BIT PAVEMENT		3.0		8.0	PG 58-28	27	2009		15912		1

ENGLISH

D	HWY	S	D	FROM REF PT	FROM OFFSET (XX)	TO REF PT	TO OFFSET (XX)	LENGTH (XX)	LEFT SHLDR WIDTH	DRVNG LANE WIDTH	RIGHT SHLDR WIDTH	SURF DPTH	BASE DPTH	GRAD WIDTH	FIN WIDTH	TAADT	AAADT	ESALS	PAV AGE	EFF PAV AGE	LAST YEAR SEAL	PVMT TYPE	PVMT DESC	HWY PTY	FRT LVL	INTL CONS	PREV CONS	LTST CONS	LTST REHAB
1	94	E		100.000	0.8880	114.000	0.1360	13.2403	4.0	24.0	10.0	10.5	12.0	62.6	38.0	997	3728 2023	1494	25	25			CONCR JOINT RI		1	1999	1999	1999	CPR/GRINDING
NEAR EAGLES NEST E TO E GECK INTR																													
PCN-14082- SIGNING RP 97.188 TO RP 208.702, 2001-\$44,900.																													
2014 DIST 90 RIDE 3.49 PRPI GOOD IRI 84																													
2015 DIST 90 RIDE 3.64 PRPI GOOD IRI 77																													
2016 DIST 89 RIDE 3.81 PRPI GOOD IRI 69																													
2017 DIST 87 RIDE 3.89 PRPI GOOD IRI 65																													
2018 DIST 92 RIDE 3.91 PRPI GOOD IRI 65																													
2019 DIST 90 RIDE 4.16 PRPI GOOD IRI 54																													
2020 DIST 90 RIDE 4.15 PRPI GOOD IRI 54																													
2021 DIST 91 RIDE 3.98 PRPI GOOD IRI 62																													
2022 DIST 91 RIDE 4.03 PRPI GOOD IRI 59																													
2023 DIST 90 RIDE 3.91 PRPI GOOD IRI 65																													

REF PT	RIDE	DST	RUT (IN)	IRI IN/MI	PRPI	AVG NUM (2023) FLT	DC	CB	LJS	LC	TC	TJS	FLT	BS	BP	CP	
101	4.09	87	N/A	57.00	GOOD	0.08	115	0	0	0	4	3	0	3	0	1	1
102	3.99	86	N/A	61.00	GOOD	0.09	108	0	0	0	3	1	4	3	0	1	1
103	3.91	89	N/A	65.00	GOOD	0.08	74	0	0	0	4	1	1	2	0	1	1
104	4.22	94	N/A	51.00	GOOD	0.07	43	0	0	0	0	0	3	1	0	1	0
105	3.77	92	N/A	71.00	GOOD	0.10	57	0	0	0	0	0	1	5	0	1	0
106	3.85	94	N/A	68.00	GOOD	0.07	43	0	0	0	0	1	1	1	0	1	1
107	3.34	88	N/A	91.00	GOOD	0.11	49	0	0	0	0	1	4	4	0	1	1
108	4.11	93	N/A	56.00	GOOD	0.09	71	0	0	0	0	1	1	2	0	1	1
109	3.94	92	N/A	63.00	GOOD	0.08	68	0	0	0	0	0	4	2	0	1	0
110	3.89	92	N/A	66.00	GOOD	0.08	76	0	0	0	0	1	1	3	0	1	1
111	4.01	87	N/A	61.00	GOOD	0.10	59	0	0	0	0	1	4	5	0	1	1
112	3.91	90	N/A	65.00	GOOD	0.07	57	0	0	0	0	1	4	2	0	1	1
113	3.92	92	N/A	64.00	GOOD	0.07	40	0	0	0	0	0	4	1	0	1	1
114	3.72	85	N/A	73.00	GOOD	0.09	120	0	0	0	1	4	4	3	0	1	1
AVG	3.91	90	N/A	65.14	GOOD	0.08	70	0	0	0	1	1	3	3	0	1	1

10 OCCURS DPTH (IN)	COMPONENTS	LSHL WIDTH (FT)	RDWY WIDTH (FT)	RSHL WIDTH (FT)	OIL/CON TYPE	CLS AGG	YEAR	COST THOUS	DSN LFE	PCN	SUB	H
	GRADE		48.0				1961					
	C-C 84 FEET						1961					
	EDGE DRAIN	16.0		12.0			1999				1	1
4.0	SALVAGED AGGR BASE		36.0				1999				1	1
4.0	PERM CEMENT STAB BASE		29.0		AE	07	1999				1	1
9.4	NON-REINF PCC	4.0	24.0		AE	S3	1999		30		1	1
8.5	RECYCLED PCC			10.0	YE	S4	1999	11698			1	1
	CONCRETE PAVEMENT REPAIR		24.0				2006				16056	1
	CONCRETE PAVEMENT REPAIR		24.0				2015	2503			19743	1
	GRINDING		30.0				2015				19743	1

ENGLISH

D	HWY	S	D	FROM REF PT	FROM OFFSET (XX)	TO REF PT	TO OFFSET (XX)	LENGTH (CX)	LEFT SHLDR WIDTH	DRVNG LANE WIDTH	RIGHT SHLDR WIDTH	SURF DPTH	BASE DPTH	GRAD WIDTH	FIN WIDTH	TAADT	AAADT	ESALS	PAV AGE	EFF PAV AGE	LAST YEAR SEAL	PVMT TYPE	PVMT DESC	HWY PTY	FRT LVL	INTL CONS	PREV CONS	LTST CONS	LTST REHAB
1	94	E		114.000	0.1360	121.000	0.0110	6.8925	4.0	24.0	10.0	10.0	4.0	50.0	38.0	1059	3986 2023	1411	38	38		CONCR	JOINT	RI	1	1986	1999	1999	CPR/GRINDING
E GECK INTR E TO E BLUEGRASS INTR-E																		2014	DIST 85	RIDE 4.08	PRPI	GOOD	IRI	57					
QUITE A BIT OF CRACKING WHICH NEEDS SEALING IN THE FIRST FEW MILES-THIS WAS DONE WITH A CRACK SEALING AND SPALL REPAIR CONTRACT-1992.																		2015	DIST 89	RIDE 3.84	PRPI	GOOD	IRI	68					
STITCHING LOCATIONS EB - 118.397 TO 118.499 AND 118.925 TO 119.014 SLOPE FLATTENING MEDIANS 115.030, 115.973, 116.200, 116.899, 119.379 PCN-14082- SIGNING RP 97.188 TO 208.702, 2001-\$23,373.																		2016	DIST 87	RIDE 3.72	PRPI	GOOD	IRI	73					
																		2017	DIST 86	RIDE 3.78	PRPI	GOOD	IRI	71					
																		2018	DIST 92	RIDE 3.80	PRPI	GOOD	IRI	70					
																		2019	DIST 89	RIDE 4.21	PRPI	GOOD	IRI	51					
																		2020	DIST 89	RIDE 4.32	PRPI	GOOD	IRI	46					
																		2021	DIST 91	RIDE 4.28	PRPI	GOOD	IRI	48					
																		2022	DIST 89	RIDE 4.28	PRPI	GOOD	IRI	48					
																		2023	DIST 86	RIDE 4.22	PRPI	GOOD	IRI	51					

REF PT	RIDE	DST	RUT (IN)	IRI IN/MI	PRPI	AVG NUM (2023)		AVERAGE RIDE, DISTRESS & RUT									
PT						FLT	FLT DC	CB	LJS	LC	TC	TJS	FLT	BS	BP	CP	
115	3.92	83	N/A	65.00	GOOD	0.08	111	0	0	0	7	4	3	0	1	1	
116	4.33	85	N/A	46.00	GOOD	0.08	110	0	0	1	4	4	3	0	1	1	
117	4.35	86	N/A	46.00	GOOD	0.09	102	0	0	1	3	4	3	0	1	1	
118	4.15	86	N/A	54.00	GOOD	0.08	109	0	0	0	4	4	3	0	1	1	
119	4.27	86	N/A	49.00	GOOD	0.09	108	0	0	0	4	4	3	0	1	1	
120	4.30	90	N/A	47.00	GOOD	0.08	71	0	0	0	1	4	2	0	1	1	
AVG	4.22	86	N/A	51.17	GOOD	0.08	102	0	0	0	4	4	3	0	1	1	

10 OCCURS DPTH (IN)	COMPONENTS	LSHL DPTH (FT)	RDWY DPTH (FT)	RSHL DPTH (FT)	OIL/CON TYPE	CLS AGG	YEAR	COST THOUS	DSN LFE	PCN	SUB	H
	GRADE		50.0				1960	417				
	C-C 84 FEET						1960					
4.0	RECYCLED BITUMINOUS BASE		46.0				1986					
10.0	RECYCLED PCC		24.0				1986	3320	20			
10.0	NON-REINF PCC	4.0		10.0			1986					
	CPR/DOWEL BAR RETROFIT		12.0			03	1999	1674	10	1306	1	
	GRINDING		18.0				1999			1306	1	
	CONCRETE PAVEMENT REPAIR		24.0				2006			16056	1	
	CONCRETE PAVEMENT REPAIR		24.0				2015	1303		19743	1	
	GRINDING		30.0				2015			19743	1	

ENGLISH

D	HWY	S	D	FROM REF	FROM PT	TO REF	TO PT	LENGTH (XX)	LEFT SHLDR WIDTH	DRVNG LANE WIDTH	RIGHT SHLDR WIDTH	SURF DPTH	BASE DPTH	GRAD WIDTH	FIN WIDTH	TAADT	AADT	ESALS	PAV AGE	EFF PAV AGE	LAST YEAR	SEAL	PVMT TYPE	PVMT DESC	HWY PTY	FRT LVL	INTL CONS	PREV CONS	LTST CONS	LTST REHAB			
1	94	E		121.000	0.0110	128.000	0.6140	7.5878	4.0	24.0	10.0	10.0	4.0	50.0	38.0	1161	4342 2023	1056	36	36			CONCR	JOINT	RI	1	1988	2000	2000	CPR/GRINDING			
E BLUEGRASS INTR TO E N SALEM INTR																		2014	DIST	87	RIDE	2.86	PRPI	FAIR	IRI	114							
																		2015	DIST	89	RIDE	3.82	PRPI	GOOD	IRI	69							
																		2016	DIST	86	RIDE	3.86	PRPI	GOOD	IRI	67							
																		2017	DIST	86	RIDE	3.79	PRPI	GOOD	IRI	70							
																		2018	DIST	92	RIDE	3.67	PRPI	GOOD	IRI	75							
																		2019	DIST	88	RIDE	3.99	PRPI	GOOD	IRI	61							
																		2020	DIST	86	RIDE	3.94	PRPI	GOOD	IRI	63							
																		2021	DIST	87	RIDE	3.94	PRPI	GOOD	IRI	63							
																		2022	DIST	86	RIDE	3.84	PRPI	GOOD	IRI	68							
																		2023	DIST	85	RIDE	3.82	PRPI	GOOD	IRI	69							

CRACK SEALING AND SPALL REPAIR-1992.
PCN-14082- SIGNING RP 97.188 TO RP 208.702, 2001-\$25,731.
PCN - 13250 - RUMBLE STRIPS INTO FOUR FOOT MEDIAN SHOULDER

REF PT	RIDE	DST	RUT (IN)	IRI IN/MI	PRPI	AVG NUM (2023)		AVERAGE RIDE, DISTRESS & RUT											
PT						FLT	FLT DC	CB	LJS	LC	TC	TJS	FLT	BS	BP	CP			
121	3.89	89	N/A	66.00	GOOD	0.08	78	0	0	0	1	0	4	3	0	1	1		
122	3.93	86	N/A	64.00	GOOD	0.09	77	0	0	0	3	1	4	3	0	1	1		
123	3.63	84	N/A	78.00	GOOD	0.09	89	0	0	0	4	2	4	3	0	1	1		
124	3.59	79	N/A	80.00	GOOD	0.10	107	0	0	0	3	4	4	7	0	1	1		
125	3.90	88	N/A	66.00	GOOD	0.08	60	0	0	0	3	0	4	2	0	1	1		
126	3.96	87	N/A	63.00	GOOD	0.07	62	0	0	0	4	0	4	2	0	1	1		
127	3.92	89	N/A	65.00	GOOD	0.07	62	0	0	0	1	1	4	2	0	1	1		
128	3.77	80	N/A	72.00	GOOD	0.10	55	0	0	0	3	2	7	5	0	1	1		
AVG	3.82	85	N/A	69.25	GOOD	0.09	74	0	0	0	3	1	4	3	0	1	1		

9 OCCURS		LSHL	RDWY	RSHL	OIL/CON	CLS	COST		DSN			
DPTH (IN)	COMPONENTS	WDTH (FT)	WDTH (FT)	WDTH (FT)	TYPE	AGG	YEAR	THOUS	LFE	PCN	SUB	H
	GRADE		50.0				1960	209				
	C-C 84 FEET						1960					
4.0	RECYCLED BITUMINOUS BASE		46.0				1988					
10.0	RECYCLED PCC		24.0				1988	3709	30			
10.0	NON-REINF PCC	4.0		10.0			1988					
	CPR/DOWEL BAR RETROFIT		12.0			05	2000		10	13250	1	
	GRINDING		18.0				2000	1172		13250	1	
	CONCRETE PAVEMENT REPAIR		24.0				2015	1435		19743	1	
	GRINDING		30.0				2015			19743	1	

ENGLISH

D	HWY	S	D	FROM REF PT	FROM OFFSET (XX)	TO REF PT	TO OFFSET (XX)	LENGTH (XX)	LEFT SHLDR WIDTH	DRVNG LANE WIDTH	RIGHT SHLDR WIDTH	SURF DPTH	BASE DPTH	GRAD WIDTH	FIN WIDTH	TAADT	AAADT	ESALS	PAV AGE	EFF PAV AGE	LAST YEAR SEAL	PVMT TYPE	PVMT DESC	HWY PTY	FRT LVL	INTL CONS	PREV CONS	LTST CONS	LTST REHAB
1	94	E		128.000	0.6140	137.000	0.5020	8.8771	4.0	24.0	10.0	10.0	8.0	50.0	38.0	1196	4877	1596	22	22		CONCR	CRCP	RI	1	2002	2002	2002	CRCP(VIRGIN)
E N SALEM INTR E TO W SWEET BRIAR																													
																			2014	DIST	91	RIDE	4.44	PRPI	GOOD	IRI	41		
																			2015	DIST	92	RIDE	4.44	PRPI	GOOD	IRI	41		
																			2016	DIST	92	RIDE	4.42	PRPI	GOOD	IRI	42		
																			2017	DIST	92	RIDE	4.40	PRPI	GOOD	IRI	43		
																			2018	DIST	94	RIDE	4.37	PRPI	GOOD	IRI	44		
																			2019	DIST	94	RIDE	4.50	PRPI	GOOD	IRI	38		
																			2020	DIST	94	RIDE	4.47	PRPI	GOOD	IRI	40		
																			2021	DIST	93	RIDE	4.48	PRPI	GOOD	IRI	39		
																			2022	DIST	93	RIDE	4.48	PRPI	GOOD	IRI	40		
																			2023	DIST	92	RIDE	4.46	PRPI	GOOD	IRI	40		

JOINTS WERE REPAIRED, BUT REPAIRS ARE BREAKING OUT, PLUS MORE JOINTS ARE SPALLING. NEOPRENE JOINTS HAVE LESS SPALLS THAN THE OTHERS. WILL KEEP SEALING AND FILLING UNTILOVERLAY PROJECT. MAINTENANCE SHOULDER REPAIR-1995. CONSIDERABLE HAND PATCHING. EXTENSIVE SHOULDER REPAIR DUE TO SPRING BREAK UP. THE SHOULDERS IN THIS AREA ARE WEAK. INTERMIT CONTR ACT PATCH AND SUBGRADE REPAIR IN 1997, REF PT 132.457 TO 133.025. PCN-185-GRADING & SURFACING OF MEDIAN CROSSOVERS & RAMP CONNECTIONS \$450,854. PCN-14082-SIGNING RP 97.188 TO RP 208.702, 2001-\$30,103.

REF PT	RIDE	DST	RUT (IN)	IRI IN/MI	PRPI	AVG NUM FLT	NUM DC	(2023) AVERAGE LJS	RIDE LC	DISTRESS TC	& RUT TCS	BP	CP	BU
129	4.45	87	N/A	41.00	GOOD	N/A	N/A	0	0	8	4	0	0	0
130	4.50	95	N/A	39.00	GOOD	N/A	N/A	0	0	4	0	0	0	0
131	4.50	95	N/A	39.00	GOOD	N/A	N/A	0	0	4	0	0	0	0
132	4.42	87	N/A	42.00	GOOD	N/A	N/A	0	0	8	4	0	0	0
133	4.43	95	N/A	42.00	GOOD	N/A	N/A	0	0	4	0	0	0	0
134	4.49	95	N/A	39.00	GOOD	N/A	N/A	0	0	4	0	0	0	0
135	4.52	95	N/A	38.00	EXCL	N/A	N/A	0	0	4	0	0	0	0
136	4.28	89	N/A	49.00	GOOD	N/A	N/A	0	0	6	4	0	0	0
137	4.52	90	N/A	38.00	GOOD	N/A	N/A	0	0	5	4	0	0	0
AVG	4.46	92	N/A	40.78	GOOD	N/A	N/A	0	0	3	4	0	0	0

3 OCCURS			LSHL WIDTH (FT)	RDWY WIDTH (FT)	RSHL WIDTH (FT)	OIL/CON TYPE	CLS AGG	YEAR	COST THOUS	DSN LFE	PCN	SUB	H
8.0 SALVAGED AGGR BASE				42.0			05	2002			11464		1
10.0 CONT - REINF PCC			4.0	24.0		AE		2002	8148	30	11464		1
10.0 NON-REINF PCC					10.0	YE		2002		30	11464		1

ENGLISH

D	HWY	S	D	FROM REF PT	FROM OFFSET (XX)	TO REF PT	TO OFFSET (XX)	LENGTH (XX)	LEFT SHLDR WIDTH	DRVNG LANE WIDTH	RIGHT SHLDR WIDTH	SURF DPTH	BASE DPTH	GRAD WIDTH	FIN WIDTH	TAADT	AADT	ESALS	PAV AGE	EFF PAV AGE	LAST YEAR SEAL	PVMT TYPE	PVMT DESC	HWY PTY	FRT LVL	INTL CONS	PREV CONS	LTST CONS	LTST REHAB																						
1	94	E		137.000	0.5020	147.183	0.4997	10.1760	4.0	24.0	10.0	11.0	8.0	50.0	38.0	1193	4952 2023	1596	20	20		CONCR	CRCP	RI	1	2004	2004	2004	GRINDING																						
W SWEET BRIAR E TO E ND 25 INTR-EB																		2014	DIST	93	RIDE	4.43	PRPI	GOOD	IRI	42																									
30" SUBCUT AREA STATION 737+98 TO 741+48 AND 18" SUBCUT AREA STATION 1007+01.4 TO 1042+59.16																		2015	DIST	92	RIDE	4.45	PRPI	GOOD	IRI	41																									
																		2016	DIST	92	RIDE	4.43	PRPI	GOOD	IRI	41																									
																		2017	DIST	92	RIDE	4.40	PRPI	GOOD	IRI	43																									
																		2018	DIST	95	RIDE	4.38	PRPI	GOOD	IRI	44																									
																		2019	DIST	94	RIDE	4.50	PRPI	GOOD	IRI	38																									
																		2020	DIST	95	RIDE	4.47	PRPI	GOOD	IRI	40																									
																		2021	DIST	95	RIDE	4.47	PRPI	GOOD	IRI	40																									
																		2022	DIST	95	RIDE	4.47	PRPI	GOOD	IRI	40																									
																		2023	DIST	95	RIDE	4.43	PRPI	GOOD	IRI	42																									

REF PT	RIDE	DST	RUT (IN)	IRI IN/MI	PRPI	AVG NUM (2023) FLT	DC	LJS	LC	TC	TCS	BP	CP	BU
138	4.44	95	N/A	42.00	GOOD	N/A	N/A	0	0	0	4	0	0	0
139	4.41	95	N/A	43.00	GOOD	N/A	N/A	0	0	0	4	0	0	0
140	4.36	95	N/A	45.00	GOOD	N/A	N/A	0	0	0	4	0	0	0
141	4.52	95	N/A	38.00	EXCL	N/A	N/A	0	0	0	4	0	0	0
142	4.55	95	N/A	37.00	GOOD	N/A	N/A	0	0	0	4	0	0	0
143	4.60	95	N/A	35.00	EXCL	N/A	N/A	0	0	0	4	0	0	0
144	4.46	95	N/A	40.00	EXCL	N/A	N/A	0	0	0	4	0	0	0
145	4.44	95	N/A	41.00	GOOD	N/A	N/A	0	0	0	4	0	0	0
146	4.38	94	N/A	44.00	GOOD	N/A	N/A	0	0	0	5	0	0	0
147	4.13	95	N/A	55.00	GOOD	N/A	N/A	0	0	0	4	0	0	0
AVG	4.43	95	N/A	42.00	GOOD	N/A	N/A	0	0	0	4	0	0	0

5 OCCURS DPTH (IN)	COMPONENTS	LSHL WIDTH (FT)	RDWY WIDTH (FT)	RSHL WIDTH (FT)	OIL/CON TYPE	CLS AGG	YEAR	COST THOUS	DSN LFE	PCN	SUB	H
8.0	SALVAGED AGGR BASE		50.0				2004			12015	1	
11.0	CONT - REINF PCC	4.0	24.0		AE		2004	12075	30	12015	1	
11.0	NON-REINF PCC			10.0	YE		2004			12015	1	
	GRINDING		28.0				2004			12015	1	

ENGLISH

D	HWY	S	D	FROM REF	FROM PT	TO REF	TO PT	LENGTH (XX)	LEFT SHLDR WIDTH	DRVNG LANE WIDTH	RIGHT SHLDR WIDTH	SURF DPTH	BASE DPTH	GRAD WIDTH	FIN WIDTH	TAADT	AAADT	ESALS	PAV AGE	EFF PAV AGE	LAST YEAR SEAL	PVMT TYPE	PVMT DESC	HWY PTY	FRT LVL	INTL CONS	PREV CONS	LTST CONS	LTST REHAB					
1	94	E		147.183	0.4997	153.000	0.6927	6.0051	4.0	24.0	10.0	13.0	3.0	48.0	38.0	1072	6639 2023	1814	17	17	2019	COMPO	AOCRC	UI	1	2007	2019	2019	SLURRY SEAL					
E ND 25 E TO MANDAN AVE																			2014	DIST	89	RIDE	3.97	PRPI	GOOD	IRI	62							
																			2015	DIST	88	RIDE	3.93	PRPI	GOOD	IRI	63							
																			2016	DIST	87	RIDE	3.93	PRPI	GOOD	IRI	64							
																			2017	DIST	83	RIDE	3.89	PRPI	GOOD	IRI	66							
																			2018	DIST	89	RIDE	3.80	PRPI	GOOD	IRI	70							
																			2019	DIST	99	RIDE	4.37	PRPI	GOOD	IRI	44							
																			2020	DIST	93	RIDE	4.26	PRPI	GOOD	IRI	49							
																			2021	DIST	91	RIDE	4.21	PRPI	GOOD	IRI	51							
																			2022	DIST	92	RIDE	4.15	PRPI	GOOD	IRI	54							
																			2023	DIST	88	RIDE	4.12	PRPI	GOOD	IRI	56							

1995 GRINDING-1.6 MI-W MIDWAY TO GRANT MARSH BRIDGE. MAINTENANCE SHOULDER REPAIR-1995. CONSIDERABLE HAND PATCHING. EXTENSIVE SHOULDER REPAIR DUE TO SPRING BREAK UP.THE SHOULDERS IN THIS AREA ARE WEAK. EXIT 152 CROSSUNDER ROAD & RAMPS ALONG WITH SCENIC OVERLOOK SEALED IN 1999, MC3000, CL 43 - \$7542. EXIT 155 CROSSUNDER ROAD & RAMPS SEALED IN 1999, MC3000, CL 43 - \$7542.
PCN-14082-SIGNING RP 97.188 TO RP 208.702, 2001-\$29,931.

REF PT	RIDE	DST	RUT (IN)	IRI IN/MI	PRPI	AVG NUM (2023) FLT	NUM (2023) FLT	AC	BLD	LC	TC	BC	RW	BP	RT
148	4.25	89	0.24	50.00	GOOD	N/A	N/A	3	0	0	1	0	0	0	6
149	4.16	88	0.24	54.00	GOOD	N/A	N/A	3	0	1	1	0	0	0	6
150	4.35	89	0.22	46.00	GOOD	N/A	N/A	0	0	1	3	0	0	0	6
151	4.08	87	0.22	58.00	GOOD	N/A	N/A	3	0	0	3	0	0	0	6
152	4.04	89	0.20	59.00	GOOD	N/A	N/A	3	0	0	1	0	0	0	6
153	3.81	88	0.20	69.00	GOOD	N/A	N/A	3	0	1	1	0	0	0	6
AVG	4.12	88	0.22	56.00	GOOD	N/A	N/A	3	0	1	2	0	0	0	6

24 OCCURS DPTH (IN)	COMPONENTS	LSHL DPTH (FT)	RDWY DPTH (FT)	RSHL DPTH (FT)	OIL/CON TYPE	CLS AGG	YEAR	COST THOUS	DSN LFE	PCN	SUB	H
	GRADE		48.0				1963	423				
	C-C 84 FEET						1963					
3.0	SAND BASE		27.0				1965					
8.0	CONT - REINF PCC		24.0				1965	621	20			
5.5	AGGREGATE BASE	7.2		12.7			1965					
2.0	PLANT MIX BIT BASE	5.5		11.6	120-150		1965					
3.0	HOT BIT PAVEMENT	3.0		10.0	120-150		1965	210				
	DISTRICT CHIP SEAL			10.0	MC-800		1977					
	DISTRICT CHIP SEAL				RCLMITE		1989	39				
	GRINDING						1995	144	10			
	INT MTCE PATCH-1.5"						1995					
	INT CONT PATCH-1.5"	3.0	24.0	10.0	85-100	33	1997	84				
	CONCRETE PAVEMENT REPAIR		24.0			03	1999	133	10	13104	1	
	PREVENTIVE MAINTENANCE		24.0				2001	84		14382	1	
2.0	HBP-SUPERPAVE-FAA 45	4.0	24.0		PG 58-28	SP	2007	3732	20	13467	1	
2.0	HBP-SUPERPAVE-FAA 45	4.0	24.0		PG 64-34	SP	2007			13467	1	
4.0	HOT BIT PAVEMENT			10.0	PG 58-28	27	2007			13467	1	
	MICROSURFACING		24.0			MC	2009	297		17636	1	
	CONTRACT SAND SEAL	4.0		10.0	CRS2P	45	2009			17636	1	
	CONCRETE PAVEMENT REPAIR		24.0				2019			21866	1	
-2.0	MILLING		38.0				2019			21866	1	
2.0	HBP-SUPERPAVE-FAA 45	4.0	24.0	10.0	PG58H28	SP	2019	2888	7	21866	1	
	SLURRY SEAL	4.0	24.0	.5	CQS-1H	10	2019			21866	1	
	FEDERAL AID SAND SEAL			9.5	CRS2P	45	2019			21866	1	

ENGLISH

D	HWY	S	D	FROM REF	FROM PT	TO REF	TO PT	LENGTH (XX)	LEFT SHLDR WIDTH	DRVNG LANE WIDTH	RIGHT SHLDR WIDTH	SURF DPTH	BASE DPTH	GRAD WDTN	FIN WDTN	TAADT	AADT	ESALS	PAV AGE	LAST PAV AGE	YEAR	SEAL	PVMT TYPE	PVMT DESC	HWY PTY	FRT LVL	INTL CONS	PREV CONS	LTST CONS	LTST REHAB
1	94	E		153.000	0.6927	155.026	0.0000	1.5684	4.0	24.0	10.0	13.0	3.0	48.0	38.0	926	13031	828	14	14	2019	COMPO	AOCRC	UI	1	2010	2019	2019	SLURRY SEAL	
MANDAN AVE TO WEST MIDWAY INT																			2014	DIST	85	RIDE	3.79	PRPI	GOOD	IRI	71			
																			2015	DIST	76	RIDE	3.79	PRPI	GOOD	IRI	70			
																			2016	DIST	86	RIDE	3.76	PRPI	GOOD	IRI	72			
																			2017	DIST	80	RIDE	3.69	PRPI	GOOD	IRI	75			
																			2018	DIST	85	RIDE	3.57	PRPI	GOOD	IRI	80			
																			2019	DIST	99	RIDE	4.15	PRPI	GOOD	IRI	54			
																			2020	DIST	93	RIDE	4.06	PRPI	GOOD	IRI	58			
																			2021	DIST	89	RIDE	3.97	PRPI	GOOD	IRI	62			
																			2022	DIST	97	RIDE	3.93	PRPI	GOOD	IRI	64			
																			2023	DIST	88	RIDE	3.98	PRPI	GOOD	IRI	62			

1995 GRINDING-1.6 MI-W MIDWAY TO GRANT MARSH BRIDGE. MAINTENANCE SHOULDER REPAIR-1995. CONSIDERABLE HAND PATCHING. EXTENSIVE SHOULDER REPAIR DUE TO SPRING BREAK UP.THE SHOULDERS IN THIS AREA ARE WEAK. EXIT 152 CROSSUNDER ROAD & RAMPS ALONG WITH SCENIC OVERLOOK SEALED IN 1999, MC3000, CL 43 - \$7542. EXIT 155 CROSSUNDER ROAD & RAMPS SEALED IN 1999, MC3000, CL 43 - \$7542. PCN-14082-SIGNING RP 97.188 TO RP 208.702, 2001-\$29,931. PCN-14382 - FINGER JOINT REPAIR W.S.& N. OF MIDWAY STRUCTURE.

REF PT	RIDE	DST	RUT (IN)	IRI	PRPI	AVG NUM (2023) FLT	AVERAGE RIDE	DISTRESS	& RUT
AVG	N/A	NA	N/A	N/A	N/A	N/A	N/A	N/A	N/A

REF PT	RIDE	DST	INCH	IRI	PRPI	AVG NUM (2023) FLT	AVERAGE RIDE	DISTRESS	& RUT	THESE REF POINTS HAVE THE INCORRECT PAVEMENT TYPE																			
154	3.98	88	0.22	62.00	GOOD	N/A	N/A	3	0	1	1	0	0	0	6	NA	NA	NA	NA	NA	NA	NA	NA	NA	NA	NA	NA	NA	FLEX

25 OCCURS DPTH (IN)	COMPONENTS	LSHL WDTN (FT)	RDWY WDTN (FT)	RSHL WDTN (FT)	OIL/CON TYPE	CLS AGG	YEAR	COST THOUS	DSN LFE	PCN	SUB	H
	C-C 84 FEET		48.0				1963	111				
3.0	SAND BASE		27.0				1965					
8.0	CONT - REINF PCC		24.0				1965	162	20			
5.5	AGGREGATE BASE	7.2		12.7			1965					
2.0	PLANT MIX BIT BASE	5.5		11.6	120-150		1965					
3.0	HOT BIT PAVEMENT	3.0		10.0	120-150		1965	55				
	DISTRICT CHIP SEAL			10.0	MC-800		1977					
	DISTRICT CHIP SEAL				RCLMITE		1989	10				
	GRINDING						1995	37	10			
	INT MTCE PATCH-1.5"						1995					
	INT CONT PATCH-1.5"	3.0	24.0	10.0	85-100	33	1997	22				
	CONCRETE PAVEMENT REPAIR		24.0			03	1999	35	10	13104	1	
	PREVENTIVE MAINTENANCE		24.0				2001	22		14382	1	
	CONCRETE PAVEMENT REPAIR		24.0				2010			16335	1	
2.0	HBP-SUPERPAVE-FAA 45	4.0	24.0		PG 58-28	SP	2010			16335	1	
2.0	HBP-SUPERPAVE-FAA 45	4.0	24.0		PG 64-28	SP	2010		20	16335	1	
4.0	HOT BIT PAVEMENT			10.0	PG 58-28	27	2010			16335	1	
	MICROSURFACING		24.0			MC	2010			16335	1	
	FEDERAL AID SAND SEAL	4.0		10.0	CRS2P	45	2010			16335	1	
	CONCRETE PAVEMENT REPAIR		24.0				2019			21866	1	
-2.0	MILLING		38.0				2019			21866	1	
2.0	HBP-SUPERPAVE-FAA 45	4.0	24.0	10.0	PG58H28	SP	2019	753	7	21866	1	
	SLURRY SEAL	4.0	24.0	.5	CQS-1H	10	2019			21866	1	
	FEDERAL AID SAND SEAL			9.5	CRS2P	45	2019			21866	1	

ENGLISH

D	HWY	S	D	FROM REF	FROM PT OFFSET (XX)	TO REF	TO PT OFFSET (XX)	LENGTH (XX)	LEFT SHLDR WIDTH	DRVNG LANE WIDTH	RIGHT SHLDR WIDTH	SURF DPTH	BASE DPTH	GRAD WDTN	FIN WDTN	TAADT	AADT	ESALS	PAV AGE	LAST PAV YEAR	SEAL	PVMT TYPE	PVMT DESC	HWY PTY	FRT LVL	INTL CONS	PREV CONS	LTST CONS	LTST REHAB																																																																															
1	94	E		155.026	0.0000	156.000	0.0000	0.7469	4.0	24.0	10.0	13.5	3.0	48.0	38.0	1180	23265	1640	14	14	2019	COMPO	AOCRC	UI	1	2010	2019	2019	SLURRY SEAL																																																																															
WEST MIDWAY INT TO EAST MIDWAY INT																			2014	DIST	NA	RIDE	N/A	PRPI	N/A	IRI	N/A	2015	DIST	NA	RIDE	N/A	PRPI	N/A	IRI	N/A	2016	DIST	NA	RIDE	N/A	PRPI	N/A	IRI	N/A	2017	DIST	NA	RIDE	N/A	PRPI	N/A	IRI	N/A	2018	DIST	NA	RIDE	N/A	PRPI	N/A	IRI	N/A	2019	DIST	NA	RIDE	N/A	PRPI	N/A	IRI	N/A	2020	DIST	NA	RIDE	N/A	PRPI	N/A	IRI	N/A	2021	DIST	NA	RIDE	N/A	PRPI	N/A	IRI	N/A	2022	DIST	NA	RIDE	N/A	PRPI	N/A	IRI	N/A	2023	DIST	87	RIDE	4.12	PRPI	GOOD	IRI	56

1995 GRINDING-1.6 MI-W MIDWAY TO GRANT MARSH BRIDGE. MAINTENANCE SHOULDER REPAIR-1995. CONSIDERABLE HAND PATCHING. EXTENSIVE SHOULDER REPAIR DUE TO SPRING BREAK UP.THE SHOULDERS IN THIS AREA ARE WEAK. EXIT 152 CROSSUNDER ROAD & RAMPS ALONG WITH SCENIC OVERLOOK SEALED IN 1999, MC3000, CL 43 - \$7542. EXIT 155 CROSSUNDER ROAD & RAMPS SEALED IN 1999, MC3000, CL 43 - \$7542. PCN-14082-SIGNING RP 97.188 TO RP 208.702, 2001-\$29,931. PCN-14382 - FINGER JOINT REPAIR W.S.& N. OF MIDWAY STRUCTURE.

REF PT	RIDE	DST	RUT (IN)	IRI	PRPI	AVG NUM (2023) FLT	AVERAGE RIDE	DISTRESS	& RUT
AVG	N/A	NA	N/A	N/A	N/A	N/A	N/A	N/A	N/A

REF PT	RIDE	DST	INCH	IRI	PRPI	AVG NUM (2023) FLT	AVERAGE RIDE	DISTRESS	& RUT	THESE REF POINTS HAVE THE INCORRECT PAVEMENT TYPE																			
155	4.12	87	0.21	56.00	GOOD	N/A	N/A	3	0	1	2	0	0	0	6	NA	NA	NA	NA	NA	NA	NA	NA	NA	NA	NA	NA	NA	FLEX

25 OCCURS DPTH (IN)	COMPONENTS	LSHL WDTN (FT)	RDWY WDTN (FT)	RSHL WDTN (FT)	OIL/CON TYPE	CLS AGG	YEAR	COST THOUS	DSN LFE	PCN	SUB	H
	C-C 84 FEET		48.0				1963	53				
3.0	SAND BASE		27.0				1965					
8.0	CONT - REINF PCC		24.0				1965	77	20			
5.5	AGGREGATE BASE	7.2		12.7			1965					
2.0	PLANT MIX BIT BASE	5.5		11.6	120-150		1965					
3.0	HOT BIT PAVEMENT	3.0		10.0	120-150		1965	26				
	DISTRICT CHIP SEAL			10.0	MC-800		1977					
	DISTRICT CHIP SEAL				RCLMITE		1989	5				
	GRINDING						1995	18	10			
	INT MTCE PATCH-1.5"						1995					
	INT CONT PATCH-1.5"	3.0	24.0	10.0	85-100	33	1997	10				
	CONCRETE PAVEMENT REPAIR		24.0			03	1999	17	10	13104	1	
	PREVENTIVE MAINTENANCE		24.0				2001	10		14382	1	
	CONCRETE PAVEMENT REPAIR		36.0				2010			16335	1	
2.5	HBP-SUPERPAVE-FAA 45	4.0	36.0		PG 58-28	SP	2010			16335	1	
2.0	HBP-SUPERPAVE-FAA 45	4.0	36.0		PG 64-28	SP	2010		20	16335	1	
4.5	HOT BIT PAVEMENT			10.0	PG 58-28	27	2010			16335	1	
	MICROSURFACING		36.0			MC	2010			16335	1	
	FEDERAL AID SAND SEAL	4.0		10.0	CRS2P	45	2010			16335	1	
	CONCRETE PAVEMENT REPAIR		24.0				2019			21866	1	
-2.0	MILLING		38.0				2019			21866	1	
2.0	HBP-SUPERPAVE-FAA 45	4.0	24.0	10.0	PG58H28	SP	2019	36	7	21866	1	
	SLURRY SEAL	4.0	24.0	.5	CQS-1H	10	2019			21866	1	
	FEDERAL AID SAND SEAL			9.5	CRS2P	45	2019			21866	1	

ENGLISH

D	HWY	S	D	FROM REF	FROM PT	TO REF	TO PT	LENGTH (XX)	LEFT SHLDR WIDTH	DRVNG LANE WIDTH	RIGHT SHLDR WIDTH	SURF DPTH	BASE DPTH	GRAD WDTN	FIN WDTN	TAADT	AADT	ESALS	PAV AGE	LAST PAV AGE	YEAR	PVMT TYPE	PVMT DESC	HWY PTY	FRT LVL	INTL CONS	PREV CONS	LTST CONS	LTST REHAB
1	94	E		156.000	0.0000	156.000	0.5060	0.5060	4.0	24.0	10.0	13.0	3.0	48.0	38.0	1068	18835	903	14	14	2019	COMPO	AOCRC	UI	1	2010	2019	2019	SLURRY SEAL
EAST MIDWAY INT TO GRANT MARSH BRDGE																			2014	DIST	86	RIDE	4.01	PRPI	GOOD	IRI	61		
1995 GRINDING-1.6 MI-W MIDWAY TO GRANT MARSH BRIDGE. MAINTENANCE																			2015	DIST	87	RIDE	3.92	PRPI	GOOD	IRI	65		
SHOULDER REPAIR-1995. CONSIDERABLE HAND PATCHING. EXTENSIVE SHOULDER																			2016	DIST	90	RIDE	3.82	PRPI	GOOD	IRI	69		
REPAIR DUE TO SPRING BREAK UP.THE SHOULDERS IN THIS AREA ARE WEAK.																			2017	DIST	83	RIDE	3.84	PRPI	GOOD	IRI	68		
EXIT 152 CROSSUNDER ROAD & RAMPS ALONG WITH SCENIC OVERLOOK SEALED IN																			2018	DIST	95	RIDE	3.67	PRPI	GOOD	IRI	76		
1999, MC3000, CL 43 - \$7542. EXIT 155 CROSSUNDER ROAD & RAMPS SEALED																			2019	DIST	98	RIDE	3.93	PRPI	GOOD	IRI	64		
IN 1999, MC3000, CL 43 - \$7542.																			2020	DIST	98	RIDE	3.91	PRPI	GOOD	IRI	65		
PCN-14082-SIGNING RP 97.188 TO RP 208.702, 2001-\$29,931.																			2021	DIST	98	RIDE	3.88	PRPI	GOOD	IRI	67		
PCN-14382 - FINGER JOINT REPAIR W.S.& N. OF MIDWAY STRUCTURE.																			2022	DIST	97	RIDE	3.83	PRPI	GOOD	IRI	69		
																			2023	DIST	87	RIDE	3.68	PRPI	GOOD	IRI	75		

REF PT	RIDE	DST	RUT (IN)	IRI	PRPI	AVG NUM (2023)	AVG RIDE	DISTRESS	& RUT
FLT	FLT	AC	BLD	LC	TC	BC	RW	BP	RT
AVG	N/A	NA	N/A	N/A	N/A	N/A	N/A	N/A	N/A

REF PT	RIDE	DST	INCH	IRI	PRPI	AVG NUM (2023)	AVG RIDE	DISTRESS	& RUT	THESE REF POINTS HAVE THE INCORRECT PAVEMENT TYPE																			
FLT	FLT	AC	BLD	LC	TC	BC	RW	BP	RT	DC	CB	LJS	TJS	FLT	BS	CP	TCS	BU	PVMT TYPE										
156	3.68	87	0.20	75.00	GOOD	N/A	N/A	3	0	1	2	0	0	0	6	NA	NA	NA	NA	NA	NA	NA	NA	NA	NA	NA	NA	NA	FLEX

25 OCCURS	LSHL	RDWY	RSHL	OIL/CON	CLS	COST	DSN
DPTH (IN)	WDTH (FT)	WDTH (FT)	WDTH (FT)	TYPE	AGG	THOUS	LFE
GRADE		48.0				1963	36
C-C 84 FEET						1963	
3.0 SAND BASE		27.0				1965	
8.0 CONT - REINF PCC		24.0				1965	52 20
5.5 AGGREGATE BASE	7.2		12.7			1965	
2.0 PLANT MIX BIT BASE	5.5		11.6	120-150		1965	
3.0 HOT BIT PAVEMENT	3.0		10.0	120-150		1965	18
DISTRICT CHIP SEAL			10.0	MC-800		1977	
DISTRICT CHIP SEAL				RCLMITE		1989	3
GRINDING						1995	12 10
INT MTCE PATCH-1.5"						1995	
INT CONT PATCH-1.5"	3.0	24.0	10.0	85-100	33	1997	7
CONCRETE PAVEMENT REPAIR		24.0			03	1999	11 10 13104 1
PREVENTIVE MAINTENANCE		24.0				2001	7 14382 1
CONCRETE PAVEMENT REPAIR		24.0				2010	16335 1
2.5 HBP-SUPERPAVE-FAA 45	4.0	24.0		PG 58-28	MC	2010	16335 1
2.0 HBP-SUPERPAVE-FAA 45	4.0	24.0		PG 64-28	MC	2010	20 16335 1
3.0 HOT BIT PAVEMENT			10.0	PG 58-28	27	2010	16335 1
MICROSURFACING		24.0			MC	2010	16335 1
FEDERAL AID SAND SEAL	4.0		10.0	CRS2P	45	2010	16335 1
CONCRETE PAVEMENT REPAIR		24.0				2019	21866 1
-2.0 MILLING		38.0				2019	21866 1
2.0 HBP-SUPERPAVE-FAA 45	4.0	24.0	10.0	PG58H28	SP	2019	240 7 21866 1
SLURRY SEAL	4.0	24.0	.5	CQS-1H	10	2019	21866 1
FEDERAL AID SAND SEAL			9.5	CRS2P	45	2019	21866 1

ENGLISH

D	HWY	S	D	FROM REF PT	FROM OFFSET (XX)	TO REF PT	TO OFFSET (XX)	LENGTH (XX)	LEFT SHLDR WIDTH	DRVNG LANE WIDTH	RIGHT SHLDR WIDTH	SURF DPTH	BASE DPTH	GRAD WIDTH	FIN WIDTH	TAADT	AADT	ESALS	PAV AGE	EFF PAV AGE	LAST YEAR	PVMT TYPE	PVMT DESC	HWY PTY	FRT LVL	INTL CONS	PREV CONS	LTST CONS	LTST REHAB														
1	94	E		156.000	0.5060	156.000	0.7160	0.2100								30.0	1050	18135	1554	59	59		CONCR	CRCP	UI	1	1965	1965	1965														
MISSOURI RIVER-BIS-ST CONT STRINGER																		2014	DIST	NA	RIDE	N/A	PRPI	N/A	IRI	N/A																	
																		2015	DIST	NA	RIDE	N/A	PRPI	N/A	IRI	N/A																	
																		2016	DIST	NA	RIDE	N/A	PRPI	N/A	IRI	N/A																	
																		2017	DIST	NA	RIDE	N/A	PRPI	N/A	IRI	N/A																	
																		2018	DIST	NA	RIDE	N/A	PRPI	N/A	IRI	N/A																	
																		2019	DIST	NA	RIDE	N/A	PRPI	N/A	IRI	N/A																	
																		2020	DIST	NA	RIDE	N/A	PRPI	N/A	IRI	N/A																	
																		2021	DIST	NA	RIDE	N/A	PRPI	N/A	IRI	N/A																	
																		2022	DIST	NA	RIDE	N/A	PRPI	N/A	IRI	N/A																	
																		2023	DIST	NA	RIDE	N/A	PRPI	N/A	IRI	N/A																	

PCN-14082-SIGNING RP 97.188 TO RP 208.702, 2001-\$1,000.

REF PT	RIDE	DST	RUT (IN)	IRI IN/MI	PRPI	AVG NUM (2023) FLT	AVG NUM (2023) DC	AVG NUM (2023) LJS	AVG NUM (2023) LC	AVG NUM (2023) TC	AVG NUM (2023) TCS	AVG NUM (2023) BP	AVG NUM (2023) CP	AVG NUM (2023) BU
AVG	N/A	NA	N/A	N/A	N/A	N/A	N/A	N/A	N/A	N/A	N/A	N/A	N/A	N/A

5 OCCURS	DPHTH (IN)	COMPONENTS	LSHL WIDTH (FT)	RDWY WIDTH (FT)	RSHL WIDTH (FT)	OIL/CON TYPE	CLS AGG	YEAR	COST THOUS	DSN LFE	PCN	SUB	H
		STRUCTURE		30.0				1965					
		PAINTING						1982					
		PCC DECK OVERLAY						1985					
		STRUCTURAL ITEMS						1991	143				
		STANDARD BARRIER						1995					

ENGLISH

D	HWY	S	D	FROM REF PT	FROM OFFSET (XX)	TO REF PT	TO OFFSET (XX)	LENGTH (XX)	LEFT SHLDR WIDTH	DRVNG LANE WIDTH	RIGHT SHLDR WIDTH	SURF DPTH	BASE DPTH	GRAD WIDTH	FIN WIDTH	TAADT	AAADT	ESALS	PAV AGE	EFF PAV AGE	LAST YEAR SEAL	PVMT TYPE	PVMT DESC	HWY PTY	FRT LVL	INTL CONS	PREV CONS	LTST CONS	LTST REHAB							
1	94	E		156.000	0.7160	161.439	0.4511	5.1541	4.0	24.0	10.0	12.0	12.0	48.0	38.0	1337	12138 2023	1628	7	7	2018	COMPO	AOCRC	UI	1	2017	2018	2018	MICROSURFACI							
GRANT MARSH BRIDGE TO E E BIS INTR																		2014	DIST	85	RIDE	4.28	PRPI	GOOD	IRI	48										
																		2015	DIST	86	RIDE	4.17	PRPI	GOOD	IRI	53										
																		2016	DIST	87	RIDE	3.95	PRPI	GOOD	IRI	63										
																		2017	DIST	99	RIDE	4.17	PRPI	GOOD	IRI	53										
																		2018	DIST	99	RIDE	3.92	PRPI	GOOD	IRI	64										
																		2019	DIST	98	RIDE	4.05	PRPI	GOOD	IRI	58										
																		2020	DIST	98	RIDE	4.06	PRPI	GOOD	IRI	58										
																		2021	DIST	97	RIDE	4.01	PRPI	GOOD	IRI	60										
																		2022	DIST	98	RIDE	3.93	PRPI	GOOD	IRI	63										
																		2023	DIST	89	RIDE	3.86	PRPI	GOOD	IRI	67										

"RECYCLE CONTINUOUS REINFORCED PCC".
PCN-14082-SIGNING RP 97.188 TO RP 208.702, 2001-\$17,478.
2012 - PCN 18031 - INTERSECTION IMPROVEMENTS - RP 157 RAMP

REF PT	RIDE	DST	RUT (IN)	IRI IN/MI	PRPI	AVG NUM (2023) AVERAGE RIDE, DISTRESS & RUT																							
FLT	FLT	AC	BLD	LC	TC	BC	RW	BP	RT																				
157	3.96	92	0.19	63.00	GOOD	N/A	N/A	3	0	1	3	0	0	0	0	0	0	0	0	0	0	0	0	0	0	0	0	0	0
158	3.78	87	0.21	71.00	GOOD	N/A	N/A	3	0	1	2	0	0	0	0	0	0	0	0	0	0	0	0	0	0	0	0	0	6
159	3.68	85	0.23	75.00	GOOD	N/A	N/A	3	0	1	2	0	0	0	0	0	0	0	0	0	0	0	0	0	0	0	0	0	6
160	N/A	NA	N/A	N/A	N/A	N/A	N/A	N/A	N/A	N/A	N/A	N/A	N/A	N/A	N/A	N/A	N/A	N/A	N/A	N/A	N/A	N/A	N/A	N/A	N/A	N/A	N/A	N/A	N/A
161	4.01	93	0.19	61.00	GOOD	N/A	N/A	3	0	1	2	0	0	0	0	0	0	0	0	0	0	0	0	0	0	0	0	0	0
AVG	3.86	89	0.21	67.50	GOOD	N/A	N/A	3	0	1	2	0	0	0	0	0	0	0	0	0	0	0	0	0	0	0	0	0	3

13 OCCURS	LSHL WIDTH (FT)	RDWY WIDTH (FT)	RSHL WIDTH (FT)	OIL/CON TYPE	CLS AGG	YEAR	COST THOUS	DSN LFE	PCN	SUB	H
DPTH (IN) COMPONENTS											
GRADE		54.0				1964					
C-C 84 FEET						1964					
EDGE DRAIN						1995					
4.0 SALVAGED AGGR BASE		46.0				1995	2932				
4.0 PERM ASPH STAB BASE		44.0				1995					
9.0 CONT - REINF PCC	4.0	24.0	10.0			1995	9999	30			
LANDSCAPING						1998	389		769	1	
GRINDING		15.0				2006			16056	1	
CONCRETE PAVEMENT REPAIR		24.0				2010			17105	1	
CONCRETE PAVEMENT REPAIR		24.0			S3	2017	4800	20	20820	1	
3.0 HBP-SUPERPAVE-FAA45LIME	4.0	24.0	10.0	PG 64-28	SP	2017			20820	1	
MICROSURFACING		28.5			MC	2018	417	7	21865	1	
FEDERAL AID SAND SEAL			9.5	CRS2P	45	2018			21865	1	

ENGLISH

D	HWY	S	D	FROM REF PT	FROM OFFSET (XX)	TO REF PT	TO OFFSET (XX)	LENGTH (XX)	LEFT SHLDR WIDTH	DRVNG LANE WIDTH	RIGHT SHLDR WIDTH	SURF DPTH	BASE DPTH	GRAD WIDTH	FIN WIDTH	TAADT	AADT	ESALS	PAV AGE	EFF PAV AGE	LAST YEAR SEAL	PVMT TYPE	PVMT DESC	HWY PTY	FRT LVL	INTL CONS	PREV CONS	LTST CONS	LTST REHAB										
1	94	E		161.439	0.4511	162.000	0.3600	0.4727	4.0	24.0	10.0	7.0	3.0	48.0	38.0	1255	4145 2023	2021	7	7	2018	COMPO	AOCRC	UI	1	2017	2018	2018	MICROSURFACI										
E BIS INTR E																																							
																		2014	DIST	92	RIDE	4.45	PRPI	GOOD	IRI	41													
																		2015	DIST	82	RIDE	4.42	PRPI	GOOD	IRI	43													
																		2016	DIST	80	RIDE	4.29	PRPI	GOOD	IRI	48													
																		2017	DIST	83	RIDE	4.29	PRPI	GOOD	IRI	48													
																		2018	DIST	95	RIDE	4.18	PRPI	GOOD	IRI	53													
																		2019	DIST	92	RIDE	4.21	PRPI	GOOD	IRI	52													
																		2020	DIST	84	RIDE	4.25	PRPI	GOOD	IRI	50													
																		2021	DIST	83	RIDE	4.13	PRPI	GOOD	IRI	55													
																		2022	DIST	83	RIDE	4.07	PRPI	GOOD	IRI	58													
																		2023	DIST	77	RIDE	3.97	PRPI	GOOD	IRI	63													

BOTH SHOULDERS SEALED 1967 AND OUTSIDE SHOULDER 1979. JOINTS REPAIRED IN 1983 RESTORING CONTINUITY. ONE PUNCHOUT IN THIS SECTION IN 1984. BOTH SHOULDERS SEALED 1985. RESTORED CONTINUITY AGAIN IN 1988. SEALED BOTH SHOULDERS WITH REINFORCED RECLAMITE IN 1992. MAINTENANCE SHOULDER REPAIR-1995.
PCN-14082-SIGNING RP 97.188 TO RP 208.702, 2001-\$1,602.

REF PT	RIDE	DST	RUT (IN)	IRI IN/MI	PRPI	AVG NUM (2023) FLT	AVG NUM (2023) FLT AC	AVERAGE RIDE, DISTRESS & RUT							
						BLD	LC	TC	BC	RW	BP	RT			
162	3.97	77	0.20	63.00	GOOD	N/A	N/A	9	0	2	3	0	0	2	6
AVG	3.97	77	0.20	63.00	GOOD	N/A	N/A	9	0	2	3	0	0	2	6

17 OCCURS DPTH (IN)	COMPONENTS	LSHL WIDTH (FT)	RDWY WIDTH (FT)	RSHL WIDTH (FT)	OIL/CON TYPE	CLS AGG	YEAR	COST THOUS	DSN LFE	PCN	SUB	H
	C-C 84 FEET		48.0				1965	15				
3.0	AGGREGATE BASE		27.0				1966					
7.0	CONT - REINF PCC		24.0				1966	44	20			
3.7	AGGREGATE BASE	7.7		13.1			1966					
2.0	PLANT MIX BIT BASE	5.8		11.9	120-150		1966					
3.0	HOT BIT PAVEMENT	3.0		10.0	120-150		1966					
	CONTRACT SAND SEAL	3.0		10.0	RC-800		1967					
	DISTRICT CHIP SEAL			10.0	AE-150S		1979					
	CONCRETE PAVEMENT REPAIR						1983	1	10			
	DISTRICT SAND SEAL	3.0		10.0	MC-800		1985	1				
	CONCRETE PAVEMENT REPAIR						1988	4	10			
	DISTRICT SAND SEAL	3.0		10.0	RCLMITE		1992					
	CONCRETE PAVEMENT REPAIR		24.0			S3	2017	895	20	20820		1
3.0	HBP-SUPERPAVE-FAA45LIME	4.0	24.0	10.0	PG 64-28	SP	2017			20820		1
	MICROSURFACING		28.5			MC	2018	39	7	21865		1
	FEDERAL AID SAND SEAL			9.5	CRS2P	45	2018			21865		1

ENGLISH

D	HWY	S	D	FROM REF	FROM PT	TO REF	TO PT	LENGTH (XX)	LEFT SHLDR WIDTH	DRVNG LANE WIDTH	RIGHT SHLDR WIDTH	SURF DPTH	BASE DPTH	GRAD WDTN	FIN WDTN	TAADT	AADT	ESALS	PAV AGE	EFF PAV AGE	LAST YEAR SEAL	PVMT TYPE	PVMT DESC	HWY PTY	FRT LVL	INTL CONS	PREV CONS	LTST CONS	LTST REHAB
1	94	E		162.000	0.3600	172.000	0.1260	9.7690	3.0	24.0	10.0	11.7	3.0	48.0	37.0	1258	4249 2023	2021	10	10	2016	COMPO	AOCRC	RI	1	2014	2014	2014	MICROSURFACI
E BIS ENTR E TO E OF MENOKEN INTR																													
BOTH SHOULDERS SEALED 1967 AND OUTSIDE SHOULDER 1979. JOINTS REPAIRED																													
IN 1983 RESTORING CONTINUITY. ONE PUNCHOUT IN THIS SECTION IN 1984.																													
BOTH SHOULDERS SEALED 1985. RESTORED CONTINUITY AGAIN IN 1988. SEALED																													
BOTH SHOULDERS WITH REINFORCED RECLAMITE IN 1992. MAINTENANCE SHOULDER																													
REPAIR-1995.																													
PCN-14082-SIGNING RP 97.188 TO RP 208.702, 2001-\$33,128.																													
2014 DIST 98 RIDE 4.44 PRPI GOOD IRI 41																													
2015 DIST 87 RIDE 4.40 PRPI GOOD IRI 43																													
2016 DIST 88 RIDE 4.38 PRPI GOOD IRI 44																													
2017 DIST 85 RIDE 4.33 PRPI GOOD IRI 46																													
2018 DIST 94 RIDE 4.32 PRPI GOOD IRI 47																													
2019 DIST 90 RIDE 4.35 PRPI GOOD IRI 45																													
2020 DIST 88 RIDE 4.34 PRPI GOOD IRI 45																													
2021 DIST 85 RIDE 4.27 PRPI GOOD IRI 49																													
2022 DIST 85 RIDE 4.14 PRPI GOOD IRI 54																													
2023 DIST 81 RIDE 3.93 PRPI GOOD IRI 64																													

REF PT	RIDE	DST	RUT (IN)	IRI IN/MI	PRPI	AVG NUM (2023) AVERAGE RIDE, DISTRESS & RUT																			
FLT	FLT	AC	BLD	LC	TC	BC	RW	BP	RT																
163	3.80	78	0.18	70.00	GOOD	N/A	N/A	9	0	2	2	0	0	2	6										
164	3.54	83	0.18	82.00	GOOD	N/A	N/A	9	0	3	2	0	0	2	0										
165	3.77	77	0.18	72.00	GOOD	N/A	N/A	9	0	3	2	0	0	2	6										
166	3.90	75	0.20	66.00	GOOD	N/A	N/A	9	0	3	4	0	0	2	6										
167	3.83	77	0.18	69.00	GOOD	N/A	N/A	9	0	2	3	0	0	2	6										
168	3.93	83	0.18	64.00	GOOD	N/A	N/A	9	0	2	3	0	0	2	0										
169	3.85	84	0.20	67.00	GOOD	N/A	N/A	9	0	3	3	0	0	0	0										
170	3.83	76	0.19	69.00	GOOD	N/A	N/A	9	0	3	3	0	0	2	6										
171	4.44	87	0.21	41.00	GOOD	N/A	N/A	3	0	0	3	0	0	0	6										
172	4.41	89	0.17	43.00	GOOD	N/A	N/A	6	0	1	3	0	0	0	0										
AVG	3.93	81	0.19	64.30	GOOD	N/A	N/A	8	0	2	3	0	0	1	4										

21 OCCURS	DEPTH (IN)	COMPONENTS	LSHL WIDTH (FT)	RDWY WIDTH (FT)	RSHL WIDTH (FT)	OIL/CON TYPE	CLS AGG	YEAR	COST THOUS	DSN LFE	PCN	SUB	H
		C-C 84 FEET		48.0				1965	311				
	3.0	AGGREGATE BASE		27.0				1966					
	7.0	CONT - REINF PCC		24.0				1966	915	20			
	3.7	AGGREGATE BASE	7.7		13.1			1966					
	2.0	PLANT MIX BIT BASE	5.8		11.9	120-150		1966					
	3.0	HOT BIT PAVEMENT	3.0		10.0	120-150		1966					
		CONTRACT SAND SEAL	3.0		10.0	RC-800		1967					
		DISTRICT CHIP SEAL			10.0	AE-150S		1979	10				
		CONCRETE PAVEMENT REPAIR						1983	25	10			
		DISTRICT SAND SEAL	3.0		10.0	MC-800		1985	28				
		CONCRETE PAVEMENT REPAIR						1988	83	10			
		DISTRICT SAND SEAL	3.0		10.0	RCLMITE		1992					
		CONCRETE PAVEMENT REPAIR		24.0		AE	S3	2000		10	11463	1	
	3.0	HOT BIT PAVEMENT			10.0	PG 58-28	27	2000	4420		11463	1	
	2.5	HOT BIT PAVEMENT	3.0	24.0		PG 58-28	31	2000		20	11463	1	
	2.2	HOT BIT PAVEMENT	3.0	24.0		PG 58-34	31	2000			11463	1	
	-2.0	MILLING	3.0	24.0	10.0			2014			18792	1	
	2.0	HBP-SUPERPAVE-FAA45LIME	3.0	24.0	10.0	PG 64-28	SP	2014	2700	20	18792	1	
		MICROSURFACING		24.0			MC	2016	567		20905	1	
		FEDERAL AID SAND SEAL	3.0		10.0	CRS2P	45	2016			20905	1	

ENGLISH

D	HWY	S	D	FROM REF	FROM PT	TO REF	TO PT	LENGTH (XX)	LEFT SHLDR WIDTH	DRVNG LANE WIDTH	RIGHT SHLDR WIDTH	SURF DPTH	BASE DPTH	GRAD WDTN	FIN WDTN	TAADT	AADT	ESALS	PAV AGE	EFF PAV AGE	LAST YEAR SEAL	PVMT TYPE	PVMT DESC	HWY PTY	FRT LVL	INTL CONS	PREV CONS	LTST CONS	LTST REHAB
1	94	E		172.000	0.1260	182.488	0.0000	10.3516	3.0	24.0	10.0	11.7	3.0	48.0	37.0	1275	4792 2023	2053	10	10	2016	COMPO	AOCRC	RI	1	2014	2014	2014	MICROSURFACI
E OF MENOKEN INTR E TO STERLING																		2014	DIST	96	RIDE	4.41	PRPI	GOOD	IRI	42			
																		2015	DIST	89	RIDE	4.39	PRPI	GOOD	IRI	43			
																		2016	DIST	90	RIDE	4.43	PRPI	GOOD	IRI	42			
																		2017	DIST	86	RIDE	4.40	PRPI	GOOD	IRI	43			
																		2018	DIST	94	RIDE	4.36	PRPI	GOOD	IRI	45			
																		2019	DIST	90	RIDE	4.41	PRPI	GOOD	IRI	42			
																		2020	DIST	90	RIDE	4.46	PRPI	GOOD	IRI	40			
																		2021	DIST	90	RIDE	4.39	PRPI	GOOD	IRI	43			
																		2022	DIST	90	RIDE	4.33	PRPI	GOOD	IRI	46			
																		2023	DIST	90	RIDE	4.18	PRPI	GOOD	IRI	53			

BOTH SHOULDERS SEALED 1967 AND 1985. OUTSIDE SHOULDER 1979. JOINTS REPAIRED IN 1983 RESTORING CONTINUITY. CONTINUITY RESTORED AGAIN IN 1988. ONE BREAK SINCE THEN. SEALED BOTH SHOULDERS WITH REINFORCED RECLAMITE IN 1992. MAINTENANCE SHOULDER REPAIR-1995. MAINTENANCE PATCH-1995. MP 178.323 TO 178.367.
PCN-14082-SIGNING RP 97.188 TO RP 208.702, 2001-\$35,103.

REF PT	RIDE	DST	RUT (IN)	IRI IN/MI	PRPI	AVG NUM (2023) FLT	AC	BLD	LC	TC	BC	RW	BP	RT	
173	4.35	87	0.17	46.00	GOOD	N/A	N/A	6	0	1	3	0	0	2	0
174	4.25	87	0.19	50.00	GOOD	N/A	N/A	6	0	1	3	0	0	2	0
175	4.27	86	0.19	49.00	GOOD	N/A	N/A	3	0	1	3	0	0	0	6
176	4.08	92	0.19	58.00	GOOD	N/A	N/A	3	0	1	3	0	0	0	0
177	4.19	92	0.15	53.00	GOOD	N/A	N/A	3	0	1	3	0	0	0	0
178	4.08	91	0.14	58.00	GOOD	N/A	N/A	3	0	0	3	0	0	2	0
179	3.97	90	0.15	62.00	GOOD	N/A	N/A	3	0	1	3	0	0	2	0
180	4.16	91	0.15	54.00	GOOD	N/A	N/A	3	0	2	3	0	0	0	0
181	4.25	92	0.14	50.00	GOOD	N/A	N/A	3	0	1	3	0	0	0	0
182	4.17	88	0.16	53.00	GOOD	N/A	N/A	3	0	3	3	0	0	2	0
AVG	4.18	90	0.16	53.30	GOOD	N/A	N/A	4	0	1	3	0	0	1	1

22 OCCURS DPTH (IN)	COMPONENTS	LSHL WDTN (FT)	RDWY WDTN (FT)	RSHL WDTN (FT)	OIL/CON TYPE	CLS AGG	YEAR	COST THOUS	DSN LFE	PCN	SUB	H
	GRADE		48.0				1965	290				
	C-C 84 FEET						1965					
3.0	AGGREGATE BASE		27.0				1966					
7.0	CONT - REINF PCC		24.0				1966	1017	20			
3.7	AGGREGATE BASE	7.7		13.1			1966					
2.0	PLANT MIX BIT BASE	5.8		11.9	120-150		1966					
3.0	HOT BIT PAVEMENT	3.0		10.0	120-150		1966	220				
	CONTRACT SAND SEAL	3.0		10.0	RC-800		1967					
	DISTRICT CHIP SEAL			10.0	AE-150S		1979	10				
	CONCRETE PAVEMENT REPAIR						1983	26	10			
	DISTRICT SAND SEAL	3.0		10.0	MC-800		1985	22				
	CONCRETE PAVEMENT REPAIR						1988	89	10			
	DISTRICT SAND SEAL	3.0		10.0	RCLMITE		1992					
	INT MTCE PATCH-1.5"						1995					
	CONCRETE PAVEMENT REPAIR		24.0		AE	S3	2000	2070	10	11463	1	
3.0	HOT BIT PAVEMENT			10.0	PG 58-28	27	2000			11463	1	
2.5	HOT BIT PAVEMENT	3.0	24.0		PG 58-28	31	2000		20	11463	1	
2.2	HOT BIT PAVEMENT	3.0	24.0		PG 58-34	31	2000			11463	1	
-2.0	MILLING	3.0	24.0	10.0			2014			18792	1	
2.0	HBP-SUPERPAVE-FAA45LIME	3.0	24.0	10.0	PG 64-28	SP	2014	2861	20	18792	1	
	MICROSURFACING		24.0			MC	2016	601		20905	1	
	FEDERAL AID SAND SEAL	3.0		10.0	CRS2P	45	2016			20905	1	

ENGLISH

D	HWY	S	D	FROM REF	FROM PT	TO REF	TO PT	LENGTH (XX)	LEFT SHLDR WIDTH	DRVNG LANE WIDTH	RIGHT SHLDR WIDTH	SURF DPTH	BASE DPTH	GRAD WDTN	FIN WDTN	TAADT	AADT	ESALS	PAV AGE	LAST PAV AGE	YEAR SEAL	PVMT TYPE	PVMT DESC	HWY PTY	FRT LVL	INTL CONS	PREV CONS	LTST CONS	LTST REHAB
1	94	E		182.488	0.0000	191.000	0.4870	9.0065	3.0	24.0	10.0	12.4	3.0	48.0	37.0	1160	4130 2023	1775	23	22	2016	COMPO	AOCRC	RI	1	2001	2006	2015	MICROSURFACI
STERLING INTR E TO E DRISCOLL INTR																													
BOTH SHOULDERS SEALED 1966 AND 1981. JOINTS REPAIRED IN 1983 RESTORING CONTINUITY. RECLAMITE IN 1985 ON 10' SHOULDER. "D" CRACKING IS APPEARING QUITE RAPIDLY. 3 FOOT SHOULDER SHOT WITH MC-3000 (NO CHIPS OR SAND) 1987. RESTORED CONTINUITY AGAIN IN 1988. BOTH SHOULDERS SEALED WITH REINFORCED RECLAMITE IN 1992. MAINTENANCE CHIP SEAL ON RAMPS IN 1998 - CL 43, MC3000 (STERLING INTERCHANGE). PCN-14082-SIGNING RP 97.188 TO RP 208.702, 2001-\$30,542. PCN 974 GRADE RAISE BETWEEN 188.126 TO 188.935																													
2014 DIST 86 RIDE 4.01 PRPI GOOD IRI 60																													
2015 DIST 91 RIDE 4.49 PRPI GOOD IRI 39																													
2016 DIST 86 RIDE 4.34 PRPI GOOD IRI 45																													
2017 DIST 88 RIDE 4.27 PRPI GOOD IRI 49																													
2018 DIST 95 RIDE 4.27 PRPI GOOD IRI 49																													
2019 DIST 91 RIDE 4.23 PRPI GOOD IRI 50																													
2020 DIST 94 RIDE 4.34 PRPI GOOD IRI 46																													
2021 DIST 92 RIDE 4.27 PRPI GOOD IRI 49																													
2022 DIST 91 RIDE 4.19 PRPI GOOD IRI 52																													
2023 DIST 90 RIDE 4.15 PRPI GOOD IRI 54																													

REF PT	RIDE	DST	RUT (IN)	IRI IN/MI	PRPI	AVG NUM FLT	NUM AC	(2023) AVERAGE BLD	RIDE LC	DISTRESS TC	& BC	RUT RW	RT
183	4.15	93	0.14	55.00	GOOD	N/A	N/A	3	0	1	2	0	0
184	4.12	90	0.13	56.00	GOOD	N/A	N/A	3	0	2	4	0	0
185	4.13	90	0.16	55.00	GOOD	N/A	N/A	3	0	0	4	0	2
186	4.24	89	0.17	50.00	GOOD	N/A	N/A	3	0	4	3	0	0
187	4.24	92	0.16	51.00	GOOD	N/A	N/A	3	0	1	3	0	0
188	3.97	88	0.16	63.00	GOOD	N/A	N/A	6	0	3	2	0	0
189	4.10	90	0.16	57.00	GOOD	N/A	N/A	3	0	3	3	0	0
190	4.15	91	0.17	55.00	GOOD	N/A	N/A	3	0	1	4	0	0
191	4.22	86	0.20	51.00	GOOD	N/A	N/A	3	0	1	3	0	6
AVG	4.15	90	0.16	54.78	GOOD	N/A	N/A	3	0	2	3	0	1

21 OCCURS	LSHL DPTH (IN)	RDWY WDTN	RSHL WDTN	OIL/CON TYPE	CLS AGG	YEAR	COST THOUS	DSN LFE	PCN	SUB	H
C-C 84 FEET		48.0				1965	300				
3.0 AGGREGATE BASE			27.0			1966					
7.0 CONT - REINF PCC			24.0			1966	845	20			
3.7 AGGREGATE BASE		7.7	13.1			1966					
2.0 PLANT MIX BIT BASE		5.8	11.9	120-150		1966					
3.0 HOT BIT PAVEMENT		3.0	10.0	120-150		1966	178				
CONTRACT CHIP SEAL		3.0	10.0	MC-3000		1981	14				
CONCRETE PAVEMENT REPAIR						1983	23	10			
DISTRICT SAND SEAL			10.0	RCLMITE		1985	18				
MAINTENANCE GRAVEL SEAL			10.0	MC-3000		1987	45				
CONCRETE PAVEMENT REPAIR						1988	77	10			
DISTRICT SAND SEAL		3.0	10.0	RCLMITE		1992					
5.0 HBP-SUPERPAVE-FAA 45		3.0	24.0	PG 58-28	27	2001	2149	20	974	1	
4.0 HOT BIT PAVEMENT			10.0	PG 58-34	27	2001			974	1	
MICROSURFACING			24.0			2006	311	8	16050	1	
FEDERAL AID CHIP SEAL		3.0	10.0	MC-3000P	43	2006			16050	1	
-2.0 MILLING			37.0			2015			18843	1	
2.0 HBP-SUPERPAVE-FAA45LIME		3.0	24.0	PG 64-28	SP	2015	1894	7	18843	1	
MICROSURFACING			25.0			MC 2016	425		21270	1	
FEDERAL AID SAND SEAL		2.5	9.5	CRS2P	45	2016			21270	1	

ENGLISH

D	HWY	S	D	FROM REF	FROM PT	TO REF	TO PT	LENGTH (XX)	LEFT SHLDR WIDTH	DRVNG LANE WIDTH	RIGHT SHLDR WIDTH	SURF DPTH	BASE DPTH	GRAD WDTN	FIN WDTN	TAADT	AADT	ESALS	PAV AGE	EFF PAV AGE	LAST YEAR SEAL	PVMT TYPE	PVMT DESC	HWY PTY	FRT LVL	INTL CONS	PREV CONS	LTST CONS	LTST REHAB											
1	94	E		191.000	0.4870	193.000	0.1110	1.6205	3.0	24.0	10.0	12.4	3.0	48.0	37.0	1160	4155 2023	1775	22	22	2016	COMPO	AOCRC	RI	1	2002	2006	2015	MICROSURFACI											
E DRISCOLL INTR E TO E LONG LAKE																																								
BOTH SHOULDERS SEALED 1966 AND 1981. JOINTS REPAIRED IN 1983 RESTORING CONTINUITY. "D" CRACKING IS APPEARING QUITE RAPIDLY. WORSE EVERY YEAR. SOME AREAS ALMOST BLACK. 3 FOOT SHOULDER SHOT WITH MC-3000 (NO CHIPS OR SAND) 1987. RESTORED CONTINUITY AGAIN IN 1988. BOTH SHOULDERS SEALED WITH REINFORCED RECLAMITE IN 1992. CONTROL SECTION MP 195.0 TO MP 195.2-1992. SILANE TREATMENT MP 195.2 TO MP 196.0-1992. CONTRACT PATCHING-1995-MP 195.1 TO 196.0. 3.3" HBP CL 33 ON MAINLINE. 1.6" HBP CL 29 ON SHOULDERS. PCN-12523-BEG RP 193.111 TO END RP 196.000. PCN-14082-SIGNING RP 97.188 TO RP 208.702, 2001-\$15,286.																																								
																				2014	DIST	86	RIDE	4.06	PRPI	GOOD	IRI	58												
																				2015	DIST	89	RIDE	4.40	PRPI	GOOD	IRI	43												
																				2016	DIST	87	RIDE	4.38	PRPI	GOOD	IRI	44												
																				2017	DIST	86	RIDE	4.22	PRPI	GOOD	IRI	51												
																				2018	DIST	92	RIDE	4.29	PRPI	GOOD	IRI	48												
																				2019	DIST	87	RIDE	4.21	PRPI	GOOD	IRI	52												
																				2020	DIST	88	RIDE	4.36	PRPI	GOOD	IRI	45												
																				2021	DIST	88	RIDE	4.26	PRPI	GOOD	IRI	49												
																				2022	DIST	94	RIDE	4.29	PRPI	GOOD	IRI	48												
																				2023	DIST	88	RIDE	4.22	PRPI	GOOD	IRI	51												

REF PT	RIDE	DST	RUT (IN)	IRI IN/MI	PRPI	AVG NUM (2023) FLT	AVG NUM (2023) FLT AC	AVERAGE RIDE, DISTRESS & RUT												
						BLD	LC	TC	BC	RW	BP	RT								
192	4.09	82	0.20	57.00	GOOD	N/A	N/A	3	0	2	4	0	0	2	6					
193	4.35	93	0.14	46.00	GOOD	N/A	N/A	3	0	0	3	0	0	0	0					
AVG						4.22	88	0.17	51.50	GOOD	N/A	N/A	3	0	1	4	0	0	1	3

25 OCCURS DPTH (IN)	COMPONENTS	LSHL WDTN (FT)	RDWY WDTN (FT)	RSHL WDTN (FT)	OIL/CON TYPE	CLS AGG	YEAR	COST THOUS	DSN LFE	PCN	SUB	H
	GRADE		48.0				1965	97				
	C-C 84 FEET						1965					
3.0	AGGREGATE BASE			27.0			1966					
7.0	CONT - REINF PCC			24.0			1966	350	20			
3.7	AGGREGATE BASE	7.7		13.1			1966					
2.0	PLANT MIX BIT BASE	5.8		11.9	120-150		1966					
3.0	HOT BIT PAVEMENT	3.0		10.0	120-150		1966	72				
	CONTRACT CHIP SEAL	3.0		10.0	MC-3000		1981	3				
	CONCRETE PAVEMENT REPAIR						1983	4	10			
	DISTRICT SAND SEAL			10.0	RCLMITE		1985	3				
	MAINTENANCE GRAVEL SEAL	3.0			MC-3000		1987	8				
	CONCRETE PAVEMENT REPAIR						1988	13	10			
	SILANE TREATMENT						1992					
	DISTRICT SAND SEAL	3.0		10.0	RCLMITE		1992					
	INT CONT PATCH-1.5"				120-150		1995	42				
	FEDERAL AID CHIP SEAL			27.0	MC-3000P	43	1999	17		12523	1	
	FEDERAL AID CHIP SEAL			10.0	MC-3000P	45	1999			12523	1	
5.0	HBP-SUPERPAVE-FAA 45	3.0	24.0		PG 58-28	27	2002	477	50	974	1	
4.0	HOT BIT PAVEMENT			10.0	PG 58-34	27	2002			974	1	
	MICROSURFACING			24.0			2006	56	8	16050	1	
	FEDERAL AID CHIP SEAL	3.0		10.0	MC-3000P	43	2006			16050	1	
-2.0	MILLING			37.0			2015			18843	1	
2.0	HBP-SUPERPAVE-FAA45LIME	3.0	24.0	10.0	PG 64-28	SP	2015	341	7	18843	1	
	MICROSURFACING			25.0		MC	2016	76		21270	1	
	FEDERAL AID SAND SEAL	2.5		9.5	CRS2P	45	2016			21270	1	

ENGLISH

D	HWY	S	D	FROM REF	FROM PT	TO REF	TO PT	LENGTH (XX)	LEFT SHLDR WIDTH	DRVNG LANE WIDTH	RIGHT SHLDR WIDTH	SURF DPTH	BASE DPTH	GRAD WDTN	FIN WDTN	TAADT	AADT	ESALS	PAV AGE	EFF PAV AGE	LAST YEAR SEAL	PVMT TYPE	PVMT DESC	HWY PTY	FRT LVL	INTL CONS	PREV CONS	LTST CONS	LTST REHAB		
1	94	E		193.000	0.1110	196.000	0.0000	2.8874	3.0	24.0	10.0	12.7	3.0	48.0	37.0	1160	4166 2023	1775	14	14	2023	COMPO	AOCRC	RI	1	2010	2022	2022	MICROSURFACI		
2 MILES E OF DRISCOLL																															
																			2014	DIST	93	RIDE	4.15	PRPI	GOOD	IRI	54				
																			2015	DIST	90	RIDE	4.19	PRPI	GOOD	IRI	52				
																			2016	DIST	90	RIDE	4.18	PRPI	GOOD	IRI	53				
																			2017	DIST	86	RIDE	3.99	PRPI	GOOD	IRI	61				
																			2018	DIST	92	RIDE	4.09	PRPI	GOOD	IRI	57				
																			2019	DIST	89	RIDE	4.14	PRPI	GOOD	IRI	54				
																			2020	DIST	87	RIDE	4.27	PRPI	GOOD	IRI	49				
																			2021	DIST	86	RIDE	4.17	PRPI	GOOD	IRI	53				
																			2022	DIST	99	RIDE	4.37	PRPI	GOOD	IRI	44				
																			2023	DIST	99	RIDE	4.29	PRPI	GOOD	IRI	48				

BOTH SHOULDERS SEALED 1966 AND 1981. JOINTS REPAIRED IN 1983 RESTORING CONTINUITY. "D" CRACKING IS APPEARING QUITE RAPIDLY. WORSE EVERY YEAR. SOME AREAS ALMOST BLACK. 3 FOOT SHOULDER SHOT WITH MC-3000 (NO CHIPS OR SAND) 1987. RESTORED CONTINUITY AGAIN IN 1988. BOTH SHOULDERS SEALED WITH REINFORCED RECLAMITE IN 1992. CONTROL SECTION MP 195.0 TO MP 195.2-1992. SILANE TREATMENT MP 195.2 TO MP 196.0-1992. CONTRACT PATCHING-1995-MP 195.1 TO 196.0. 3.3" HBP CL 33 ON MAINLINE. 1.6" HBP CL 29 ON SHOULDERS. PCN-12523-BEG RP 193.111 TO END RP 196.000. PCN-14082-SIGNING RP 97.188 TO RP 208.702, 2001-\$15,286.

REF PT	RIDE	DST	RUT (IN)	IRI IN/MI	PRPI	AVG NUM (2023) FLT	AVG NUM (2023) FLT	AVG NUM (2023) AC	AVG NUM (2023) BLD	AVG NUM (2023) LC	AVG NUM (2023) TC	AVG NUM (2023) BC	AVG NUM (2023) RW	AVG NUM (2023) BP	AVG NUM (2023) RT
194	4.29	99	0.15	48.00	GOOD	N/A	N/A	0	0	0	0	0	0	0	0
195	4.29	99	0.14	48.00	GOOD	N/A	N/A	0	0	0	0	0	0	0	0
AVG	4.29	99	0.15	48.00	GOOD	N/A	N/A	0	0	0	0	0	0	0	0

26 OCCURS DPTH (IN)	COMPONENTS	LSHL WDTN (FT)	RDWY WDTN (FT)	RSHL WDTN (FT)	OIL/CON TYPE	CLS AGG	YEAR	COST THOUS	DSN LFE	PCN	SUB	H
	GRADE		48.0				1965	174				
	C-C 84 FEET						1965					
3.0	AGGREGATE BASE			27.0			1966					
7.0	CONT - REINF PCC			24.0			1966	624	20			
3.7	AGGREGATE BASE	7.7		13.1			1966					
2.0	PLANT MIX BIT BASE	5.8		11.9	120-150		1966					
3.0	HOT BIT PAVEMENT	3.0		10.0	120-150		1966	128				
	CONTRACT CHIP SEAL	3.0		10.0	MC-3000		1981	4				
	CONCRETE PAVEMENT REPAIR						1983	8	10			
	DISTRICT SAND SEAL			10.0	RCLMITE		1985	5				
	MAINTENANCE GRAVEL SEAL	3.0			MC-3000		1987	15				
	CONCRETE PAVEMENT REPAIR						1988	24	10			
	SILANE TREATMENT						1992					
	DISTRICT SAND SEAL	3.0		10.0	RCLMITE		1992					
	INT CONT PATCH-1.5"				120-150		1995	76				
	FEDERAL AID CHIP SEAL			27.0	MC-3000P	43	1999	30		12523	1	
	FEDERAL AID CHIP SEAL			10.0	MC-3000P	45	1999			12523	1	
	CONCRETE PAVEMENT REPAIR						2010			17653	1	
-1.7	MILLING	3.0	24.0	10.0			2010			17653	1	
3.0	HBP-SUPERPAVE-FAA 45	3.0	24.0	10.0	PG 64-28	SP	2010	773	20	17653	1	
	FEDERAL AID SAND SEAL	2.5		9.5	CRS2P	45	2011			18588	1	
	MICROSURFACING			25.0			2011	162		18588	1	
-2.0	MILLING			38.0			2022			23185	1	
2.0	RAP-SUPERPAVE FAA 45	3.0	24.0	10.0	PG58H-34	SP	2022	757	7	23185	1	
	MICROSURFACING			24.0		MC	2023	229		23462	1	
	FEDERAL AID SAND SEAL	3.0		10.0	CRS2P	45	2023			23462	1	

ENGLISH

D	HWY	S	D	FROM REF	FROM PT	TO REF	TO PT	LENGTH (XX)	LEFT SHLDR WIDTH	DRVNG LANE WIDTH	RIGHT SHLDR WIDTH	SURF DPTH	BASE DPTH	GRAD WIDTH	FIN WIDTH	TAADT	AADT	ESALS	PAV AGE	EFF PAV AGE	LAST YEAR SEAL	PVMT TYPE	PVMT DESC	HWY PTY	FRT LVL	INTL CONS	PREV CONS	LTST CONS	LTST REHAB					
1	94	E		196.000	0.0000	198.000	0.0000	2.0007	3.0	24.0	10.0	12.7	3.0	48.0	37.0	1160	4190 2023	1775	14	14	2023	COMPO	AOCRC	RI	1	2010	2022	2022	MICROSURFACI					
E LONG LAKE INTR E 2.0 MILES																																		
CRS-2LM-1995 SEAL.																																		
PCN-14082-SIGNING RP 97.188 TO RP 208.702, 2001-\$6,784.																																		
																			2014	DIST	93	RIDE	4.27	PRPI	GOOD	IRI	49							
																			2015	DIST	91	RIDE	4.26	PRPI	GOOD	IRI	50							
																			2016	DIST	93	RIDE	4.22	PRPI	GOOD	IRI	51							
																			2017	DIST	87	RIDE	4.06	PRPI	GOOD	IRI	58							
																			2018	DIST	94	RIDE	4.15	PRPI	GOOD	IRI	54							
																			2019	DIST	90	RIDE	3.97	PRPI	GOOD	IRI	62							
																			2020	DIST	84	RIDE	4.22	PRPI	GOOD	IRI	51							
																			2021	DIST	90	RIDE	4.10	PRPI	GOOD	IRI	56							
																			2022	DIST	99	RIDE	4.52	PRPI	GOOD	IRI	38							
																			2023	DIST	96	RIDE	4.35	PRPI	GOOD	IRI	45							

REF PT	RIDE	DST	RUT (IN)	IRI IN/MI	PRPI	AVG NUM (2023) FLT	AC	BLD	LC	TC	BC	RW	BP	RT
196	4.33	99	0.16	47.00	GOOD	N/A	N/A	0	0	0	0	0	0	0
197	4.37	93	0.15	44.00	GOOD	N/A	N/A	0	0	0	0	0	0	6
AVG	4.35	96	0.16	45.50	GOOD	N/A	N/A	0	0	0	0	0	0	3

27 OCCURS DPTH (IN)	COMPONENTS	LSHL WPTH (FT)	RDWY WPTH (FT)	RSHL WPTH (FT)	OIL/CON TYPE	CLS AGG	YEAR	COST THOUS	DSN LFE	PCN	SUB	H
	GRADE		48.0				1965					
	C-C 84 FEET						1965					
3.0	AGGREGATE BASE		27.0				1966					
7.0	CONT - REINF PCC		24.0				1966	20				
3.7	AGGREGATE BASE	7.7		13.1			1966					
2.0	PLANT MIX BIT BASE	5.8		11.9	120-150		1966					
3.0	HOT BIT PAVEMENT	3.0		10.0	120-150		1966					
	CONCRETE PAVEMENT REPAIR						1983	5	10			
	DISTRICT SAND SEAL			10.0	RCLMITE		1985	4				
	MAINTENANCE GRAVEL SEAL	3.0			MC-3000		1987	10				
	CONCRETE PAVEMENT REPAIR						1988	18	10			
4.0	HOT BIT PAVEMENT		24.0		120-150	33	1992					
	CONTRACT CHIP SEAL		24.0				1995	32				
	SAFETY ENHANCEMENTS 90-1						1997					
	FEDERAL AID CHIP SEAL		27.0		MC-3000P	43	1999	33		12523	1	
	FEDERAL AID CHIP SEAL			10.0	MC-3000P	45	1999			12523	1	
1.5	HOT BIT PAVEMENT		24.0		PG 58-28	33	2003		10	15207	1	
	MICROSURFACING		24.0				2006	69	8	16051	1	
	FEDERAL AID CHIP SEAL	3.0		10.0	MC-3000P	43	2006			16051	1	
-3.7	MILLING	3.0	24.0	10.0			2010			17653	1	
3.0	HBP-SUPERPAVE-FAA 45	3.0	24.0	10.0	PG 64-28	SP	2010	535	20	17653	1	
	FEDERAL AID SAND SEAL	2.5		9.5	CRS2P	45	2011			18588	1	
	MICROSURFACING		25.0			MC	2011	112		18588	1	
-2.0	MILLING		38.0				2022			23185	1	
2.0	RAP-SUPERPAVE FAA 45	3.0	24.0	10.0	PG58H-34	SP	2022	525	7	23185	1	
	MICROSURFACING		24.0			MC	2023	159		23462	1	
	FEDERAL AID SAND SEAL	3.0		10.0	CRS2P	45	2023			23462	1	

ENGLISH

D	HWY	S	D	FROM REF	FROM PT	TO REF	TO PT	LENGTH (XX)	LEFT SHLDR WIDTH	DRVNG LANE WIDTH	RIGHT SHLDR WIDTH	SURF DPTH	BASE DPTH	GRAD WDTN	FIN WDTN	TAADT	AADT	ESALS	PAV AGE	EFF PAV AGE	LAST YEAR SEAL	PVMT TYPE	PVMT DESC	HWY PTY	FRT LVL	INTL CONS	PREV CONS	LTST CONS	LTST REHAB											
1	94	E		198.000	0.0000	201.000	0.1790	3.1809	3.0	24.0	10.0	12.7	3.0	48.0	37.0	1157	4185 2023	1775	14	14	2023	COMPO	AOCRC	RI	1	2010	2022	2022	MICROSURFACI											
2.0 MI E LONG LAKE E TO E STEELE																																								
																		(PAVEMENT DEPTHS) 3FT SHLD 2.25" TO 3", 12FT PASS LN 3" TO 4.25", 12FT DRV LN 4.25" TO 3.5", 10FT SHLD 3.5" TO 1.25. PCN-14082-SIGNING RP 97.188 TO RP 208.702, 2001-\$10,786.																						
																		2014	DIST	92	RIDE	4.28	PRPI	GOOD	IRI	49														
																		2015	DIST	91	RIDE	4.29	PRPI	GOOD	IRI	48														
																		2016	DIST	91	RIDE	4.31	PRPI	GOOD	IRI	47														
																		2017	DIST	87	RIDE	4.17	PRPI	GOOD	IRI	53														
																		2018	DIST	93	RIDE	4.26	PRPI	GOOD	IRI	49														
																		2019	DIST	89	RIDE	4.21	PRPI	GOOD	IRI	51														
																		2020	DIST	88	RIDE	4.39	PRPI	GOOD	IRI	44														
																		2021	DIST	90	RIDE	4.31	PRPI	GOOD	IRI	47														
																		2022	DIST	99	RIDE	4.33	PRPI	GOOD	IRI	46														
																		2023	DIST	99	RIDE	4.31	PRPI	GOOD	IRI	47														

REF PT	RIDE	DST	RUT (IN)	IRI IN/MI	PRPI	AVG NUM (2023) FLT	AC	BLD	LC	TC	BC	RW	BP	RT
198	4.38	99	0.11	44.00	GOOD	N/A	N/A	0	0	0	0	0	0	0
199	4.21	99	0.10	52.00	GOOD	N/A	N/A	0	0	0	0	0	0	0
200	4.29	99	0.13	48.00	GOOD	N/A	N/A	0	0	0	0	0	0	0
201	4.37	99	0.17	44.00	GOOD	N/A	N/A	0	0	0	0	0	0	0
AVG	4.31	99	0.13	47.00	GOOD	N/A	N/A	0	0	0	0	0	0	0

26 OCCURS	DPNTH (IN)	COMPONENTS	LSHL WDTN (FT)	RDWY WDTN (FT)	RSHL WDTN (FT)	OIL/CON TYPE	CLS AGG	YEAR	COST THOUS	DSN LFE	PCN	SUB	H
		GRADE		48.0				1965					
		C-C 84 FEET						1965					
	3.0	AGGREGATE BASE		27.0				1966					
	7.0	CONT - REINF PCC		24.0				1966	20				
	3.7	AGGREGATE BASE	7.7		13.1			1966					
	2.0	PLANT MIX BIT BASE	5.8		11.9	120-150		1966					
	3.0	HOT BIT PAVEMENT	3.0		10.0	120-150		1966					
		CONTRACT CHIP SEAL	3.0		10.0	MC-3000		1981	5				
		CONCRETE PAVEMENT REPAIR						1983	8	10			
		DISTRICT SAND SEAL			10.0	RCLMITE		1985	6				
		MAINTENANCE GRAVEL SEAL	3.0			MC-3000		1987	16				
		CONCRETE PAVEMENT REPAIR						1988	28	10			
		DISTRICT SAND SEAL	3.0		10.0	RCLMITE		1992					
	3.7	HOT BIT PAVEMENT	3.0	24.0		120-150	33	1997	296	20	307	1	
	2.4	HOT BIT PAVEMENT			10.0	120-150	25	1997	57		307	1	
		SAFETY ENHANCEMENTS 90-1						1997			307	1	
		FEDERAL AID CHIP SEAL			27.0	MC-3000P	43	1999	52		12523	1	
		FEDERAL AID CHIP SEAL			10.0	MC-3000P	45	1999			12523	1	
	-2.0	MILLING	3.0	24.0	10.0			2010			17653	1	
	3.0	HBP-SUPERPAVE-FAA 45	3.0	24.0	10.0	PG 64-28	SP	2010	851	20	17653	1	
		FEDERAL AID SAND SEAL	2.5		9.5	CRS2P	45	2011			18588	1	
		MICROSURFACING			25.0		MC	2011	178		18588	1	
	-2.0	MILLING			38.0			2022			23185	1	
	2.0	RAP-SUPERPAVE FAA 45	3.0	24.0	10.0	PG58H-34	SP	2022	834	7	23185	1	
		MICROSURFACING			24.0		MC	2023	253		23462	1	
		FEDERAL AID SAND SEAL	3.0		10.0	CRS2P	45	2023			23462	1	

ENGLISH

D	HWY	S	D	FROM REF	FROM PT	TO REF	TO PT	LENGTH (XX)	LEFT SHLDR WIDTH	DRVNG LANE WIDTH	RIGHT SHLDR WIDTH	SURF DPTH	BASE DPTH	GRAD WDTN	FIN WDTN	TAADT	AADT	ESALS	PAV AGE	EFF PAV AGE	LAST YEAR SEAL	PVMT TYPE	PVMT DESC	HWY PTY	FRT LVL	INTL CONS	PREV CONS	LTST CONS	LTST REHAB
1	94	E		201.000	0.1790	208.702	0.0000	7.5047	3.0	24.0	10.0	12.7	3.0	48.0	37.0	1133	4102 2023	1718	14	14	2023	COMPO	AOCRC	RI	1	2010	2022	2022	MICROSURFACI
E STEELE INTER TO DISTRICT BOUNDARY																													
BOTH SHOULDERS SEALED 1966 AND 1981. JOINTS REPAIRED IN 1983 RESTORING CONTINUITY. 3 FOOT SHOULDER SHOT WITH MC-3000 (NO CHIPS OR SAND) 1987. RESTORED CONTINUITY AGAIN IN 1988. BOTH SHOULDERS SEALED WITH REINFORCED RECLAMITE IN 1992. (1997 PAVEMENT DEPTHS) 3FT SHLD 2.25" TO 3", 12FT PASS LN 3" TO 4.25" 12FT DRV LN 4.25" TO 3.5", 10FT SHLD 3.5" TO 1.25". PCN-14082-SIGNING RP 97.188 TO RP 208.702, 2001-\$25,449.																													
2014 DIST 92 RIDE 4.28 PRPI GOOD IRI 48																													
2015 DIST 89 RIDE 4.30 PRPI GOOD IRI 47																													
2016 DIST 89 RIDE 4.31 PRPI GOOD IRI 47																													
2017 DIST 87 RIDE 4.18 PRPI GOOD IRI 53																													
2018 DIST 92 RIDE 4.25 PRPI GOOD IRI 50																													
2019 DIST 91 RIDE 4.27 PRPI GOOD IRI 49																													
2020 DIST 89 RIDE 4.40 PRPI GOOD IRI 43																													
2021 DIST 89 RIDE 4.34 PRPI GOOD IRI 46																													
2022 DIST 99 RIDE 4.43 PRPI GOOD IRI 42																													
2023 DIST 95 RIDE 4.41 PRPI GOOD IRI 43																													

REF PT	RIDE	DST	RUT (IN)	IRI IN/MI	PRPI	AVG NUM FLT	(2023) FLT	AVERAGE AC	RIDE BLD	DISTRESS LC	& TC	RT BC	RT RW	RT BP	RT RT
202	4.44	99	0.17	42.00	GOOD	N/A	N/A	0	0	0	0	0	0	0	0
203	4.47	93	0.17	40.00	GOOD	N/A	N/A	0	0	0	0	0	0	0	6
204	4.51	93	0.17	39.00	GOOD	N/A	N/A	0	0	0	0	0	0	0	6
205	4.36	99	0.17	45.00	GOOD	N/A	N/A	0	0	0	0	0	0	0	0
206	4.29	98	0.14	48.00	GOOD	N/A	N/A	0	0	0	1	0	0	0	0
207	4.36	93	0.20	45.00	GOOD	N/A	N/A	0	0	0	0	0	0	0	6
208	4.41	93	0.19	43.00	GOOD	N/A	N/A	0	0	0	0	0	0	0	6
AVG	4.41	95	0.17	43.14	GOOD	N/A	N/A	0	0	0	0	0	0	0	3

24 OCCURS DPTH (IN)	COMPONENTS	L SHL WDTN (FT)	RDWY WDTN (FT)	RS HL WDTN (FT)	OIL/CON TYPE	CLS AGG	YEAR	COST THOUS	DSN LFE	PCN	SUB	H
	GRADE		48.0				1965					
	C-C 84 FEET						1965					
3.0	AGGREGATE BASE		27.0				1966					
7.0	CONT - REINF PCC		24.0				1966	72	20			
3.7	AGGREGATE BASE	7.7		13.1			1966					
2.0	PLANT MIX BIT BASE	5.8		11.9	120-150		1966					
3.0	HOT BIT PAVEMENT	3.0		10.0	120-150		1966	13				
	DISTRICT CHIP SEAL	3.0		10.0	MC-3000		1981	12				
	CONCRETE PAVEMENT REPAIR						1983	21	10			
	MAINTENANCE GRAVEL SEAL	3.0			MC-3000		1987	42				
	CONCRETE PAVEMENT REPAIR						1988	66	10			
3.7	HOT BIT PAVEMENT	3.0	24.0		120-150	33	1997	698	20	307	1	
2.4	HOT BIT PAVEMENT			10.0	120-150	25	1997	135		307	1	
	SAFETY ENHANCEMENTS 90-1						1997			307	1	
	FEDERAL AID CHIP SEAL		27.0		MC-3000P	43	1999	123		12523	1	
	FEDERAL AID CHIP SEAL			10.0	MC-3000P	45	1999			12523	1	
-1.7	MILLING	3.0	24.0	10.0			2010			17653	1	
3.0	HBP-SUPERPAVE-FAA 45	3.0	24.0	10.0	PG 64-28	SP	2010	2008	20	17653	1	
	FEDERAL AID SAND SEAL	2.5		9.5	CRS2P	45	2011			18588	1	
	MICROSURFACING		25.0			MC	2011	420		18588	1	
-2.0	MILLING			38.0			2022			23185	1	
2.0	RAP-SUPERPAVE FAA 45	3.0	24.0	10.0	PG58H-34	SP	2022	1968	7	23185	1	
	MICROSURFACING		24.0			MC	2023	596		23462	1	
	FEDERAL AID SAND SEAL	3.0		10.0	CRS2P	45	2023			23462	1	

NDDOT RIMS HIGHWAY PROJECTS - HIGHWAY COMPONENTS
 HIGHWAY COMPONENTS DISTRICT INFO BOOK
 FOR BISMARCK DISTRICT

ENGLISH

D	HWY	S	D	FROM REF PT	FROM OFFSET (XX)	TO REF PT	TO OFFSET (XX)	LENGTH (XX)	LEFT SHLDR WIDTH	DRVNG LANE WIDTH	RIGHT SHLDR WIDTH	SURF DPTH	BASE DPTH	GRAD WIDTH	FIN WIDTH	TAADT	AAADT	ESALS	PAV AGE	EFF PAV AGE	LAST YEAR SEAL	PVMT TYPE	PVMT DESC	HWY PTY	FRT LVL	INTL CONS	PREV CONS	LTST CONS	LTST REHAB				
1	94	W		97.188	0.0000	101.000	0.0000	3.7430	10.0	24.0	4.0	9.0	8.0	54.8	38.0	980	3775 2023	1509	5	5		CONCR	JOINT	RI	1	2019	2019	2019	PCC JOINTED				
HEBRON E TO NEAR EAGLES NEST																		2014		DIST	92	RIDE	3.85	PRPI	GOOD	IRI	67						
																		2015		DIST	88	RIDE	3.65	PRPI	GOOD	IRI	76						
																		2016		DIST	85	RIDE	3.49	PRPI	GOOD	IRI	84						
																		2017		DIST	87	RIDE	3.39	PRPI	GOOD	IRI	88						
																		2018		DIST	91	RIDE	3.27	PRPI	GOOD	IRI	95						
																		2019		DIST	NA	RIDE	N/A	PRPI	N/A	IRI	N/A						
																		2020		DIST	96	RIDE	3.77	PRPI	GOOD	IRI	71						
																		2021		DIST	97	RIDE	4.03	PRPI	GOOD	IRI	60						
																		2022		DIST	96	RIDE	4.03	PRPI	GOOD	IRI	59						
																		2023		DIST	96	RIDE	4.15	PRPI	GOOD	IRI	55						

PCN-14082-SIGNING RP 97.188 TO RP 208.702, 2001-\$12,704.

REF PT	RIDE	DST	RUT (IN)	IRI IN/MI	PRPI	AVG NUM (2023) FLT	DC	CB	LJS	LC	TC	TJS	FLT	BS	BP	CP
98	4.19	96	N/A	53.00	GOOD	0.06	60	0	0	0	0	1	2	0	0	0
99	4.01	96	N/A	61.00	GOOD	0.07	64	0	0	0	0	1	2	0	0	0
100	4.24	97	N/A	51.00	GOOD	0.07	39	0	0	0	0	1	1	0	0	0
AVG	4.15	96	N/A	55.00	GOOD	0.07	54	0	0	0	0	1	2	0	0	0

6 OCCURS	LSHL WIDTH (FT)	RDWY WIDTH (FT)	RSHL WIDTH (FT)	OIL/CON TYPE	CLS AGG	YEAR	COST THOUS	DSN LFE	PCN	SUB	H
GRADE		48.0				1962	253				
WIDENING		54.8				2019			21642	1	
8.0 SALVAGED BIT BASE		30.0				2019			21642	1	
13.0 SALVAGED BIT BASE			8.0			2019			21642	1	
9.0 NON-REINF PCC	4.0	24.0	2.0			2019	682	30	21642	1	
4.0 PLANT MIX BIT BASE			8.0	PG 58S28	SP	2019			21642	1	

ENGLISH

D	HWY	S	D	FROM REF	FROM OFFSET (XX)	TO REF	TO OFFSET (XX)	LENGTH (XX)	LEFT SHLDR WIDTH	DRVNG LANE WIDTH	RIGHT SHLDR WIDTH	SURF DPTH	BASE DPTH	GRAD WIDTH	FIN WIDTH	TAADT	AAADT	ESALS	PAV AGE	EFF PAV AGE	LAST YEAR SEAL	PVMT TYPE	PVMT DESC	HWY PTY	FRT LVL	INTL CONS	PREV CONS	LTST CONS	LTST REHAB
1	94	W		113.389	0.4970	121.000	0.0110	7.1317	10.0	24.0	4.0	10.0	4.0	50.0	38.0	1063	4130 2023	1431	38	38			CONCR JOINT RI	1	1986	2000	2000	CPR/GRINDING	
E GECK INTR E TO E BLUEGRASS INTR																		2014	DIST 87	RIDE 3.66	PRPI	GOOD	IRI 76						
CRACK SEALING AND SPALL REPAIR-1992.																		2015	DIST 91	RIDE 3.70	PRPI	GOOD	IRI 74						
STITCHING LOCATIONS 118.891 TO 118.874, 118.681-118.672, 118.354 TO 118.223, 117.959 - 117.944, 115.406 - 115.389 IN YR 2000 PCN 12391																		2016	DIST 85	RIDE 3.68	PRPI	GOOD	IRI 75						
PCN-14082-SIGNING RP 97.188 TO RP 208.702, 2001-\$24,205.																		2017	DIST 88	RIDE 3.91	PRPI	GOOD	IRI 65						
																		2018	DIST 89	RIDE 3.77	PRPI	GOOD	IRI 71						
																		2019	DIST 88	RIDE 3.91	PRPI	GOOD	IRI 65						
																		2020	DIST 90	RIDE 3.93	PRPI	GOOD	IRI 64						
																		2021	DIST 90	RIDE 3.90	PRPI	GOOD	IRI 65						
																		2022	DIST 89	RIDE 3.86	PRPI	GOOD	IRI 67						
																		2023	DIST 88	RIDE 3.81	PRPI	GOOD	IRI 69						

REF PT	RIDE	DST	RUT (IN)	IRI IN/MI	PRPI	AVG NUM (2023) FLT	DC	CB	LJS	LC	TC	TJS	FLT	BS	BP	CP	
114	3.61	86	N/A	78.00	GOOD	0.07	97	0	0	0	3	1	4	3	0	1	1
115	3.69	87	N/A	75.00	GOOD	0.08	143	0	0	0	1	1	4	4	0	1	1
116	3.50	87	N/A	83.00	GOOD	0.07	118	0	0	0	2	1	4	3	0	1	1
117	3.59	89	N/A	80.00	GOOD	0.08	91	0	0	0	2	0	4	3	0	0	1
118	4.18	90	N/A	53.00	GOOD	0.07	85	0	0	0	0	0	4	3	0	1	1
119	4.09	87	N/A	57.00	GOOD	0.07	79	0	0	0	4	0	4	3	0	0	1
120	4.02	90	N/A	60.00	GOOD	0.09	67	0	0	0	1	0	4	2	0	1	1
AVG	3.81	88	N/A	69.43	GOOD	0.08	97	0	0	0	2	0	4	3	0	1	1

11 OCCURS	LSHL WIDTH (FT)	RDWY WIDTH (FT)	RSHL WIDTH (FT)	OIL/CON TYPE	CLS AGG	YEAR	COST THOUS	DSN LFE	PCN	SUB	H
DPTH (IN) COMPONENTS											
GRADE		50.0				1960	417				
C-C 84 FEET						1960					
4.0 RECYCLED BITUMINOUS BASE		46.0				1986					
10.0 RECYCLED PCC		24.0				1986	3320	20			
10.0 NON-REINF PCC	10.0		4.0			1986					
CPR/DOWEL BAR RETROFIT		12.0			05	2000	1093	10	12391		1
GRINDING		18.0				2000			12391		1
DRIVE SLOPE FLATTENING						2000			12391		1
CONCRETE PAVEMENT REPAIR		24.0				2006			16056		1
CONCRETE PAVEMENT REPAIR		24.0				2015	1348		19743		1
GRINDING		30.0				2015			19743		1

ENGLISH

D	HWY	S	D	FROM REF	FROM PT	TO REF	TO PT	LENGTH (XX)	LEFT SHLDR WIDTH	DRVNG LANE WIDTH	RIGHT SHLDR WIDTH	SURF DPTH	BASE DPTH	GRAD WIDTH	FIN WIDTH	TAADT	AADT	ESALS	PAV AGE	EFF PAV AGE	LAST YEAR SEAL	PVMT TYPE	PVMT DESC	HWY PTY	FRT LVL	INTL CONS	PREV CONS	LTST CONS	LTST REHAB				
1	94	W		121.000	0.0110	128.000	0.6140	7.5864	10.0	24.0	4.0	10.0	4.0	50.0	38.0	1126	4476 2023	1134	35	35		CONCR	JOINT	RI	1	1989	2000	2000	CPR/GRINDING				
E BLUEGRASS INTR TO E N SALEM INTR																		2014	DIST	88	RIDE	4.01	PRPI	GOOD	IRI	60							
																		2015	DIST	92	RIDE	3.94	PRPI	GOOD	IRI	63							
																		2016	DIST	88	RIDE	3.95	PRPI	GOOD	IRI	63							
																		2017	DIST	88	RIDE	4.12	PRPI	GOOD	IRI	55							
																		2018	DIST	91	RIDE	4.07	PRPI	GOOD	IRI	57							
																		2019	DIST	89	RIDE	4.22	PRPI	GOOD	IRI	51							
																		2020	DIST	89	RIDE	4.03	PRPI	GOOD	IRI	59							
																		2021	DIST	88	RIDE	4.06	PRPI	GOOD	IRI	58							
																		2022	DIST	85	RIDE	4.03	PRPI	GOOD	IRI	59							
																		2023	DIST	83	RIDE	3.99	PRPI	GOOD	IRI	61							

CRACK SEALING AND NSPALL REPAIR-1992.
CENTERLINE STITCHING AREAS (WB) 121, 124, 127
PCN-14082-SIGNING RP 97.188 TO RP 208.702, 2001-\$25,748.

REF PT	RIDE	DST	RUT (IN)	IRI IN/MI	PRPI	AVG NUM (2023)		AVERAGE RIDE, DISTRESS & RUT									
PT						FLT	FLT DC	CB	LJS	LC	TC	TJS	FLT	BS	BP	CP	
121	4.28	88	N/A	49.00	GOOD	0.09	67	0	0	0	2	1	4	2	0	1	1
122	4.27	90	N/A	49.00	GOOD	0.09	54	0	0	0	1	1	4	2	0	0	1
123	4.18	85	N/A	53.00	GOOD	0.10	59	0	0	0	0	5	4	5	0	1	1
124	3.74	81	N/A	72.00	GOOD	0.18	85	0	0	0	0	1	4	11	0	1	1
125	3.82	77	N/A	69.00	GOOD	0.18	89	0	0	0	4	1	4	11	0	1	1
126	3.67	79	N/A	76.00	GOOD	0.22	81	0	0	0	2	1	4	11	0	1	1
127	4.00	78	N/A	61.00	GOOD	0.11	62	0	0	0	3	7	4	5	0	1	1
128	3.96	90	N/A	63.00	GOOD	0.13	28	0	0	0	0	1	4	3	0	0	1
AVG	3.99	83	N/A	61.50	GOOD	0.14	66	0	0	0	2	2	4	6	0	1	1

9 OCCURS		LSHL	RDWY	RSHL	OIL/CON	CLS	COST		DSN			
DPTH (IN)	COMPONENTS	WDTH (FT)	WDTH (FT)	WDTH (FT)	TYPE	AGG	YEAR	THOUS	LFE	PCN	SUB	H
	C-C 84 FEET		50.0				1960	209				
4.0	RECYCLED BITUMINOUS BASE		46.0				1989					
10.0	RECYCLED PCC		24.0				1989	3315	30			
10.0	NON-REINF PCC	10.0		4.0			1989					
	CPR/DOWEL BAR RETROFIT		12.0			05	2000	1172	10	13250	1	
	GRINDING		18.0				2000			13250	1	
	CONCRETE PAVEMENT REPAIR		24.0				2015	1434		19743	1	
	GRINDING		30.0				2015			19743	1	

ENGLISH

D	HWY	S	D	FROM REF	FROM PT	TO REF	TO PT	LENGTH (XX)	LEFT SHLDR WIDTH	DRVNG LANE WIDTH	RIGHT SHLDR WIDTH	SURF DPTH	BASE DPTH	GRAD WIDTH	FIN WIDTH	TAADT	AAADT	ESALS	PAV AGE	EFF PAV AGE	LAST YEAR SEAL	PVMT TYPE	PVMT DESC	HWY PTY	FRT LVL	INTL CONS	PREV CONS	LTST CONS	LTST REHAB
1	94	W		128.000	0.6140	137.000	0.1400	8.5156	10.0	24.0	4.0	10.0	8.0	50.0	38.0	1027	4954 2023	1445	21	21		CONCR	CRCP	RI	1	2003	2003	2003	CRCP(VIRGIN)
E N SALEM INTR E TO W SWEET BRIAR																		2014	DIST 91	RIDE	4.41	PRPI	GOOD	IRI	42				
																		2015	DIST 91	RIDE	4.39	PRPI	GOOD	IRI	43				
																		2016	DIST 92	RIDE	4.39	PRPI	GOOD	IRI	43				
																		2017	DIST 92	RIDE	4.35	PRPI	GOOD	IRI	45				
																		2018	DIST 94	RIDE	4.33	PRPI	GOOD	IRI	46				
																		2019	DIST 94	RIDE	4.51	PRPI	GOOD	IRI	38				
																		2020	DIST 94	RIDE	4.46	PRPI	GOOD	IRI	40				
																		2021	DIST 93	RIDE	4.47	PRPI	GOOD	IRI	40				
																		2022	DIST 93	RIDE	4.47	PRPI	GOOD	IRI	40				
																		2023	DIST 93	RIDE	4.42	PRPI	GOOD	IRI	42				

REF PT	RIDE	DST	RUT (IN)	IRI IN/MI	PRPI	AVG NUM FLT	(2023) AVG RIDE	AVERAGE RIDE	DISTRESS	& RUT				
						FLT	DC	LJS	LC	TC	TCS	BP	CP	BU
129	4.59	93	N/A	35.00	EXCL	N/A	N/A	0	0	0	6	0	0	0
130	4.61	92	N/A	34.00	EXCL	N/A	N/A	0	0	2	5	0	0	0
131	4.37	95	N/A	44.00	GOOD	N/A	N/A	0	0	0	4	0	0	0
132	4.26	88	N/A	49.00	GOOD	N/A	N/A	0	0	5	4	0	2	0
133	4.42	93	N/A	43.00	GOOD	N/A	N/A	0	0	2	4	0	0	0
134	4.37	93	N/A	45.00	GOOD	N/A	N/A	0	0	2	4	0	0	0
135	4.59	93	N/A	35.00	GOOD	N/A	N/A	0	0	2	4	0	0	0
136	4.56	95	N/A	36.00	GOOD	N/A	N/A	0	0	0	4	0	0	0
137	4.02	92	N/A	60.00	GOOD	N/A	N/A	0	0	3	4	0	0	0
AVG	4.42	93	N/A	42.33	GOOD	N/A	N/A	0	0	2	4	0	0	0

3 OCCURS	LSHL WIDTH (FT)	RDWY WIDTH (FT)	RSHL WIDTH (FT)	OIL/CON TYPE	CLS AGG	YEAR	COST THOUS	DSN LFE	PCN	SUB	H
8.0 SALVAGED AGGR BASE			42.0			2003			11870	1	
10.0 CONT - REINF PCC			24.0	4.0 AE		2003	9308	30	11870	1	
10.0 NON-REINF PCC	10.0			YE		2003			11870	1	

ENGLISH

D	HWY	S	D	FROM REF	FROM PT	TO REF	TO PT	LENGTH (XX)	LEFT SHLDR WIDTH	DRVNG LANE WIDTH	RIGHT SHLDR WIDTH	SURF DPTH	BASE DPTH	GRAD WDT	FIN WDT	TAADT	AAADT	ESALS	PAV AGE	EFF PAV AGE	LAST YEAR SEAL	PVMT TYPE	PVMT DESC	HWY PTY	FRT LVL	INTL CONS	PREV CONS	LTST CONS	LTST REHAB
1	94	W		147.183	0.4965	153.000	0.5039	5.8253	10.0	24.0	4.0	13.0	3.0	48.0	38.0	1005	6176 2023	1544	17	17	2019	COMPO	AOCRC	UI	1	2007	2019	2019	SLURRY SEAL
E ND 25 E TO MANDAN AVE -WB																		2014	DIST	85	RIDE	3.91	PRPI	GOOD	IRI	65			
																		2015	DIST	84	RIDE	3.86	PRPI	GOOD	IRI	67			
																		2016	DIST	86	RIDE	3.81	PRPI	GOOD	IRI	70			
																		2017	DIST	85	RIDE	3.76	PRPI	GOOD	IRI	72			
																		2018	DIST	90	RIDE	3.66	PRPI	GOOD	IRI	76			
																		2019	DIST	99	RIDE	4.36	PRPI	GOOD	IRI	45			
																		2020	DIST	88	RIDE	4.25	PRPI	GOOD	IRI	50			
																		2021	DIST	89	RIDE	4.18	PRPI	GOOD	IRI	53			
																		2022	DIST	91	RIDE	4.09	PRPI	GOOD	IRI	57			
																		2023	DIST	88	RIDE	4.02	PRPI	GOOD	IRI	60			

MAINTENANCE SHOULDER REPAIR-1995. CONSIDERABLE HAND PATCHING.
EXTENSIVE SHOULDER REPAIR DUE TO SPRING BREAK UP. THE SHOULDERS IN THIS AREA ARE WEAK.
PCN-14082-SIGNING RP 97.188 TO RP 208.702, 2001-\$30,565.

REF PT	RIDE	DST	RUT (IN)	IRI	PRPI	AVG NUM (2023)	AVERAGE RIDE	DISTRESS & RUT									
FLT	FLT	AC	BLD	LC	TC	BC	RW	BP	RT								
148	4.16	88	0.26	54.00	GOOD	N/A	N/A	3	0	1	1	0	0	0	0	0	6
149	4.17	86	0.24	54.00	GOOD	N/A	N/A	3	0	1	3	0	0	0	0	0	6
150	4.32	88	0.25	47.00	GOOD	N/A	N/A	3	0	0	2	0	0	0	0	0	6
151	3.93	88	0.25	64.00	GOOD	N/A	N/A	3	0	0	2	0	0	0	0	0	6
152	3.78	88	0.22	71.00	GOOD	N/A	N/A	3	0	1	1	0	0	0	0	0	6
AVG	4.07	88	0.24	58.00	GOOD	N/A	N/A	3	0	1	2	0	0	0	0	0	6

REF PT	RIDE	DST	INCH	IRI	PRPI	AVG NUM (2023)	AVERAGE RIDE	DISTRESS & RUT	THESE REF POINTS HAVE THE INCORRECT PAVEMENT TYPE																
FLT	DC	CB	LJS	TJS	FLT	BS	CP	TCS	BU	PVMT TYPE															
153	3.76	88	0.21	72.00	GOOD	N/A	N/A	3	0	1	1	0	0	0	6	NA	NA	NA	NA	NA	NA	NA	NA	NA	FLEX

23 OCCURS	LSHL WDT	RDWY WDT	RSHL WDT	OIL/CON TYPE	CLS AGG	YEAR	COST THOUS	DSN LFE	PCN	SUB	H
DPTH (IN) COMPONENTS	48.0					1963	402				
C-C 84 FEET						1963					
3.0 SAND BASE		27.0				1965					
8.0 CONT - REINF PCC		24.0				1965	591	20			
5.5 AGGREGATE BASE		12.7	7.2			1965					
2.0 PLANT MIX BIT BASE		11.6	5.5	120-150		1965					
3.0 HOT BIT PAVEMENT		10.0	3.0	120-150		1965	200				
DISTRICT CHIP SEAL		10.0		MC-800		1977	15				
DISTRICT CHIP SEAL				RCLMITE		1989	37				
INT MICE PATCH-1.5"						1995					
INT CONT PATCH-1.5"		10.0	24.0	3.0	85-100	33	1997	105			
CONCRETE PAVEMENT REPAIR		24.0				03	1999	127	10	13104	1
PREVENTIVE MAINTENANCE		24.0					2001	80		14382	1
2.0 HBP-SUPERPAVE-FAA 45		24.0	4.0	PG 58-28	SP	2007	3732	20		13467	1
2.0 HBP-SUPERPAVE-FAA 45		24.0	4.0	PG 64-34	SP	2007				13467	1
4.0 HOT BIT PAVEMENT		10.0		PG 58-28	27	2007				13467	1
MICROSURFACING		24.0			MC	2009	297			17636	1
CONTRACT SAND SEAL		10.0	4.0	CRS2P	45	2009				17636	1
CONCRETE PAVEMENT REPAIR		24.0				2019				21866	1
-2.0 MILLING		38.0				2019				21866	1
2.0 HBP-SUPERPAVE-FAA 45		4.0	24.0	10.0	PG58H28	SP	2019	2888	7	21866	1
SLURRY SEAL		4.0	24.0	.5	CQS-1H	10	2019			21866	1
FEDERAL AID SAND SEAL			9.5	CRS2P	45	2019				21866	1

ENGLISH

D	HWY	S	D	FROM REF PT	FROM OFFSET (XX)	TO REF PT	TO OFFSET (XX)	LENGTH (CX)	LEFT SHLDR WIDTH	DRVNG LANE WIDTH	RIGHT SHLDR WIDTH	SURF DPTH	BASE DPTH	GRAD WDTN	FIN WDTN	TAADT	AADT	ESALS	PAV AGE	EFF PAV AGE	LAST YEAR SEAL	PVMT TYPE	PVMT DESC	HWY PTY	FRT LVL	INTL CONS	PREV CONS	LTST CONS	LTST REHAB							
1	94	W		153.000	0.5039	155.026	0.0000	1.8421	10.0	24.0	4.0	13.0	3.0	48.0	38.0	1081	12294 2023	1012	14	14	2019	COMPO	AOCRC	UI	1	2010	2019	2019	SLURRY SEAL							
MANDAN AVE TO WEST MIDWAY INTERCHANG																		2014	DIST	80	RIDE	3.99	PRPI	GOOD	IRI	61										
																		2015	DIST	80	RIDE	3.84	PRPI	GOOD	IRI	68										
																		2016	DIST	86	RIDE	3.84	PRPI	GOOD	IRI	68										
																		2017	DIST	86	RIDE	3.78	PRPI	GOOD	IRI	71										
																		2018	DIST	85	RIDE	3.65	PRPI	GOOD	IRI	77										
																		2019	DIST	99	RIDE	4.08	PRPI	GOOD	IRI	57										
																		2020	DIST	93	RIDE	4.01	PRPI	GOOD	IRI	61										
																		2021	DIST	92	RIDE	3.99	PRPI	GOOD	IRI	62										
																		2022	DIST	97	RIDE	3.90	PRPI	GOOD	IRI	66										
																		2023	DIST	94	RIDE	3.83	PRPI	GOOD	IRI	68										

MAINTENANCE SHOULDER REPAIR-1995. CONSIDERABLE HAND PATCHING.
EXTENSIVE SHOULDER REPAIR DUE TO SPRING BREAK UP. THE SHOULDERS IN
THIS AREA ARE WEAK.
PCN-14082-SIGNING RP 97.188 TO RP 208.702, 2001-\$30,565.

REF PT	RIDE	DST	RUT (IN)	IRI	PRPI	AVG NUM (2023) FLT	AVG NUM (2023) FLT	AVG NUM (2023) AC	AVG NUM (2023) BLD	AVG NUM (2023) LC	AVG NUM (2023) TC	AVG NUM (2023) BC	AVG NUM (2023) RW	AVG NUM (2023) BP	AVG NUM (2023) RT
AVG	N/A	NA	N/A	N/A	N/A	N/A	N/A	N/A	N/A	N/A	N/A	N/A	N/A	N/A	N/A

REF PT	RIDE	DST	INCH	IRI	PRPI	AVG NUM (2023) FLT	AVG NUM (2023) FLT	AVG NUM (2023) AC	AVG NUM (2023) BLD	AVG NUM (2023) LC	AVG NUM (2023) TC	AVG NUM (2023) BC	AVG NUM (2023) RW	AVG NUM (2023) BP	AVG NUM (2023) RT	DC	CB	LJS	TJS	FLT	BS	CP	TCS	BU	PVMT TYPE	
154	3.83	94	0.20	68.00	GOOD	N/A	N/A	3	0	1	1	0	0	0	0	NA	NA	NA	NA	NA	NA	NA	NA	NA	NA	FLEX

24 OCCURS DPTH (IN)	COMPONENTS	LSHL WDTN (FT)	RDWY WDTN (FT)	RSHL WDTN (FT)	OIL/CON TYPE	CLS AGG	YEAR	COST THOUS	DSN LFE	PCN	SUB	H
	GRADE		48.0				1963	127				
	C-C 84 FEET						1963					
3.0	SAND BASE		27.0				1965					
8.0	CONT - REINF PCC		24.0				1965	187	20			
5.5	AGGREGATE BASE	12.7		7.2			1965					
2.0	PLANT MIX BIT BASE	11.6		5.5	120-150		1965					
3.0	HOT BIT PAVEMENT	10.0		3.0	120-150		1965	63				
	DISTRICT CHIP SEAL	10.0			MC-800		1977	5				
	DISTRICT CHIP SEAL				RCLMITE		1989	12				
	INT MTCE PATCH-1.5"						1995					
	INT CONT PATCH-1.5"	10.0	24.0	3.0	85-100	33	1997	33				
	CONCRETE PAVEMENT REPAIR		24.0			03	1999	40	10	13104		1
	PREVENTIVE MAINTENANCE		24.0				2001	25		14382		1
	CONCRETE PAVEMENT REPAIR		24.0				2010			16335		1
2.0	HBP-SUPERPAVE-FAA 45		24.0	4.0	PG 58-28	SP	2010			16335		1
2.0	HBP-SUPERPAVE-FAA 45		24.0	4.0	PG 64-28	SP	2010	20		16335		1
4.0	HOT BIT PAVEMENT	10.0			PG 58-28	27	2010			16335		1
	MICROSURFACING		24.0			MC	2010			16335		1
	FEDERAL AID SAND SEAL	10.0		4.0	CRS2P	45	2010			16335		1
	CONCRETE PAVEMENT REPAIR		24.0				2019			21866		1
-2.0	MILLING		38.0				2019			21866		1
2.0	HBP-SUPERPAVE-FAA 45		4.0	24.0	10.0	PG58H28	SP	2019	267	7	21866	1
	SLURRY SEAL		4.0	24.0	.5	CQS-1H	10	2019		21866		1
	FEDERAL AID SAND SEAL			9.5	CRS2P	45	2019			21866		1

ENGLISH

D	HWY	S	D	FROM REF	FROM PT	TO REF	TO PT	LENGTH (XX)	LEFT SHLDR WIDTH	DRVNG LANE WIDTH	RIGHT SHLDR WIDTH	SURF DPTH	BASE DPTH	GRAD WDT	FIN WDT	TAADT	AAADT	ESALS	PAV AGE	EFF PAV AGE	LAST YEAR SEAL	PVMT TYPE	PVMT DESC	HWY PTY	FRT LVL	INTL CONS	PREV CONS	LTST CONS	LTST REHAB																																																																														
1	94	W		155.026	0.0000	156.000	0.0000	0.6221	10.0	24.0	4.0	13.5	3.0	48.0	38.0	1300	23350 2023	1898	14	14	2019	COMPO	AOCRC	UI	1	2010	2019	2019	SLURRY SEAL																																																																														
WEST MIDWAY INT TO EAST MIDWAY INT.																		2014	DIST	NA	RIDE	N/A	PRPI	N/A	IRI	N/A	2015	DIST	NA	RIDE	N/A	PRPI	N/A	IRI	N/A	2016	DIST	NA	RIDE	N/A	PRPI	N/A	IRI	N/A	2017	DIST	NA	RIDE	N/A	PRPI	N/A	IRI	N/A	2018	DIST	NA	RIDE	N/A	PRPI	N/A	IRI	N/A	2019	DIST	NA	RIDE	N/A	PRPI	N/A	IRI	N/A	2020	DIST	NA	RIDE	N/A	PRPI	N/A	IRI	N/A	2021	DIST	NA	RIDE	N/A	PRPI	N/A	IRI	N/A	2022	DIST	NA	RIDE	N/A	PRPI	N/A	IRI	N/A	2023	DIST	87	RIDE	4.24	PRPI	GOOD	IRI	51

MAINTENANCE SHOULDER REPAIR-1995. CONSIDERABLE HAND PATCHING.
EXTENSIVE SHOULDER REPAIR DUE TO SPRING BREAK UP. THE SHOULDERS IN
THIS AREA ARE WEAK.
PCN-14082-SIGNING RP 97.188 TO RP 208.702, 2001-\$30,565.

REF PT	RIDE	DST	RUT (IN)	IRI	PRPI	AVG NUM (2023) FLT	AVG NUM (2023) AC	AVG NUM (2023) BLD	AVG NUM (2023) LC	AVG NUM (2023) TC	AVG NUM (2023) BC	AVG NUM (2023) RW	AVG NUM (2023) BP	AVG NUM (2023) RT
AVG	N/A	NA	N/A	N/A	N/A	N/A	N/A	N/A	N/A	N/A	N/A	N/A	N/A	N/A

REF PT	RIDE	DST	INCH	IRI	PRPI	AVG NUM (2023) FLT	AVG NUM (2023) AC	AVG NUM (2023) BLD	AVG NUM (2023) LC	AVG NUM (2023) TC	AVG NUM (2023) BC	AVG NUM (2023) RW	AVG NUM (2023) BP	AVG NUM (2023) RT	DC	CB	LJS	TJS	FLT	BS	CP	TCS	BU	PVMT TYPE	
155	4.24	87	0.21	51.00	GOOD	N/A	N/A	3	0	1	2	0	0	0	6	NA	NA	NA	NA	NA	NA	NA	NA	NA	FLEX

24 OCCURS DPTH (IN)	COMPONENTS	LSHL WDT (FT)	RDWY WDT (FT)	RSHL WDT (FT)	OIL/CON TYPE	CLS AGG	YEAR	COST THOUS	DSN LFE	PCN	SUB	H
	GRADE		48.0				1963	43				
	C-C 84 FEET						1963					
3.0	SAND BASE		27.0				1965					
8.0	CONT - REINF PCC		24.0				1965	63	20			
5.5	AGGREGATE BASE	12.7		7.2			1965					
2.0	PLANT MIX BIT BASE	11.6		5.5	120-150		1965					
3.0	HOT BIT PAVEMENT	10.0		3.0	120-150		1965	21				
	DISTRICT CHIP SEAL	10.0			MC-800		1977	2				
	DISTRICT CHIP SEAL				RCLMITE		1989	4				
	INT MTCE PATCH-1.5"						1995					
	INT CONT PATCH-1.5"	10.0	24.0	3.0	85-100	33	1997	11				
	CONCRETE PAVEMENT REPAIR		24.0			03	1999	14	10	13104		1
	PREVENTIVE MAINTENANCE		24.0				2001	9		14382		1
	CONCRETE PAVEMENT REPAIR		36.0				2010			16335		1
2.5	HBP-SUPERPAVE-FAA 45		36.0	4.0	PG 58-28	SP	2010			16335		1
2.0	HBP-SUPERPAVE-FAA 45		36.0	4.0	PG 64-28	SP	2010	20		16335		1
4.5	HOT BIT PAVEMENT	10.0			PG 58-28	27	2010			16335		1
	MICROSURFACING		36.0			MC	2010			16335		1
	FEDERAL AID SAND SEAL	10.0		4.0	CRS2P	45	2010			16335		1
	CONCRETE PAVEMENT REPAIR		24.0				2019			21866		1
-2.0	MILLING		38.0				2019			21866		1
2.0	HBP-SUPERPAVE-FAA 45		4.0	24.0	10.0	PG58H28	SP	2019	289	7	21866	1
	SLURRY SEAL		4.0	24.0	.5	CQS-1H	10	2019		21866		1
	FEDERAL AID SAND SEAL			9.5	CRS2P	45	2019			21866		1

ENGLISH

D	HWY	S	D	FROM REF	FROM PT	TO REF	TO PT	LENGTH (XX)	LEFT SHLDR WIDTH	DRVNG LANE WIDTH	RIGHT SHLDR WIDTH	SURF DPTH	BASE DPTH	GRAD WIDTH	FIN WIDTH	TAADT	AADT	ESALS	PAV AGE	EFF PAV AGE	LAST YEAR SEAL	PVMT TYPE	PVMT DESC	HWY PTY	FRT LVL	INTL CONS	PREV CONS	LTST CONS	LTST REHAB
1	94	W		156.000	0.0000	156.000	0.5060	0.5060	10.0	24.0	4.0	13.5	3.0	48.0	38.0	1205	18941	1833	14	14	2019	COMPO	AOCRC	UI	1	2010	2019	2019	SLURRY SEAL
EAST MIDWAY INT TO GRANT MARSH BRDGE																		2014	DIST	92	RIDE	3.96	PRPI	GOOD	IRI	63			
																		2015	DIST	90	RIDE	3.81	PRPI	GOOD	IRI	69			
																		2016	DIST	89	RIDE	3.79	PRPI	GOOD	IRI	71			
																		2017	DIST	89	RIDE	3.73	PRPI	GOOD	IRI	73			
																		2018	DIST	96	RIDE	3.59	PRPI	GOOD	IRI	79			
																		2019	DIST	99	RIDE	3.78	PRPI	GOOD	IRI	71			
																		2020	DIST	98	RIDE	3.74	PRPI	GOOD	IRI	73			
																		2021	DIST	98	RIDE	3.72	PRPI	GOOD	IRI	73			
																		2022	DIST	97	RIDE	3.65	PRPI	GOOD	IRI	77			
																		2023	DIST	87	RIDE	3.58	PRPI	GOOD	IRI	80			

MAINTENANCE SHOULDER REPAIR-1995. CONSIDERABLE HAND PATCHING.
EXTENSIVE SHOULDER REPAIR DUE TO SPRING BREAK UP. THE SHOULDERS IN THIS AREA ARE WEAK.
PCN-14082-SIGNING RP 97.188 TO RP 208.702, 2001-\$30,565.

REF PT	RIDE	DST	RUT (IN)	IRI IN/MI	PRPI	AVG NUM (2023) FLT	AC	BLD	LC	TC	BC	RW	BP	RT
156	3.58	87	0.20	80.00	GOOD	N/A	N/A	3	0	1	2	0	0	6
AVG	3.58	87	0.20	80.00	GOOD	N/A	N/A	3	0	1	2	0	0	6

24 OCCURS DPTH (IN)	COMPONENTS	LSHL WIDTH (FT)	RDWY WIDTH (FT)	RSHL WIDTH (FT)	OIL/CON TYPE	CLS AGG	YEAR	COST THOUS	DSN LFE	PCN	SUB	H
	GRADE		48.0				1963	35				
	C-C 84 FEET						1963					
3.0	SAND BASE		27.0				1965					
8.0	CONT - REINF PCC		24.0				1965	51	20			
5.5	AGGREGATE BASE	12.7		7.2			1965					
2.0	PLANT MIX BIT BASE	11.6		5.5	120-150		1965					
3.0	HOT BIT PAVEMENT	10.0		3.0	120-150		1965	17				
	DISTRICT CHIP SEAL	10.0			MC-800		1977	1				
	DISTRICT CHIP SEAL				RCLMITE		1989	3				
	INT MTCE PATCH-1.5"						1995					
	INT CONT PATCH-1.5"	10.0	24.0	3.0	85-100	33	1997	9				
	CONCRETE PAVEMENT REPAIR		24.0			03	1999	11	10	13104	1	
	PREVENTIVE MAINTENANCE		24.0				2001	7		14382	1	
	CONCRETE PAVEMENT REPAIR		24.0				2010			16335	1	
2.5	HBP-SUPERPAVE-FAA 45		24.0	4.0	PG 58-28	SP	2010			16335	1	
2.0	HBP-SUPERPAVE-FAA 45		24.0	4.0	PG 64-28	SP	2010		20	16335	1	
4.5	HOT BIT PAVEMENT	10.0			PG 58-28	27	2010			16335	1	
	MICROSURFACING		24.0			MC	2010			16335	1	
	FEDERAL AID SAND SEAL	10.0		4.0	CRS2P	45	2010			16335	1	
	CONCRETE PAVEMENT REPAIR		24.0				2019			21866	1	
-2.0	MILLING		38.0				2019			21866	1	
2.0	HBP-SUPERPAVE-FAA 45	4.0	24.0	10.0	PG58H28	SP	2019	241	7	21866	1	
	SLURRY SEAL	4.0	24.0		.5 CQS-1H	10	2019			21866	1	
	FEDERAL AID SAND SEAL			9.5	CRS2P	45	2019			21866	1	

ENGLISH

D	HWY	S	D	FROM REF PT	FROM OFFSET (XX)	TO REF PT	TO OFFSET (XX)	LENGTH (XX)	LEFT SHLDR WIDTH	DRVNG LANE WIDTH	RIGHT SHLDR WIDTH	SURF DPTH	BASE DPTH	GRAD WIDTH	FIN WIDTH	TAADT	AADT	ESALS	PAV AGE	EFF PAV AGE	LAST YEAR SEAL	PVMT TYPE	PVMT DESC	HWY PTY	FRT LVL	INTL CONS	PREV CONS	LTST CONS	LTST REHAB																				
1	94	W		156.000	0.5060	156.000	0.7160	0.2100								30.0	1190	18245	1833	59	35		CONCR	CRCP	UI	1	1965	1999	1999	PREVENT	MTCE																		
GRANT MARSH BRIDGE																		2014	DIST	NA	RIDE	N/A	PRPI	N/A	IRI	N/A																							
																		2015	DIST	NA	RIDE	N/A	PRPI	N/A	IRI	N/A																							
																		2016	DIST	NA	RIDE	N/A	PRPI	N/A	IRI	N/A																							
																		2017	DIST	NA	RIDE	N/A	PRPI	N/A	IRI	N/A																							
																		2018	DIST	NA	RIDE	N/A	PRPI	N/A	IRI	N/A																							
																		2019	DIST	NA	RIDE	N/A	PRPI	N/A	IRI	N/A																							
																		2020	DIST	NA	RIDE	N/A	PRPI	N/A	IRI	N/A																							
																		2021	DIST	NA	RIDE	N/A	PRPI	N/A	IRI	N/A																							
																		2022	DIST	NA	RIDE	N/A	PRPI	N/A	IRI	N/A																							
																		2023	DIST	NA	RIDE	N/A	PRPI	N/A	IRI	N/A																							

MAINTENANCE SHOULDER REPAIR-1995. CONSIDERABLE HAND PATCHING.
EXTENSIVE SHOULDER REPAIR DUE TO SPRING BREAK UP. THE SHOULDERS IN
THIS AREA ARE WEAK.
PCN-14082-SIGNING RP 97.188 TO RP 208.702, 2001-\$30,565.

REF PT	RIDE	DST	RUT (IN)	IRI IN/MI	PRPI	AVG NUM (2023) FLT	AVG NUM (2023) FLT	AVG NUM (2023) DC	AVG NUM (2023) LJS	AVG NUM (2023) LC	AVG NUM (2023) TC	AVG NUM (2023) TCS	AVG NUM (2023) BP	AVG NUM (2023) CP	AVG NUM (2023) BU
AVG	N/A	NA	N/A	N/A	N/A	N/A	N/A	N/A	N/A	N/A	N/A	N/A	N/A	N/A	N/A

13 OCCURS	DPATH (IN)	COMPONENTS	LSHL WIDTH (FT)	RDWY WIDTH (FT)	RSBL WIDTH (FT)	OIL/CON TYPE	CLS AGG	YEAR	COST THOUS	DSN LFE	PCN	SUB	H
		GRADE		48.0				1963	14				
		C-C 84 FEET						1963					
	3.0	SAND BASE		27.0				1965					
	8.0	CONT - REINF PCC		24.0				1965	21	20			
	5.5	AGGREGATE BASE	12.7		7.2			1965					
	2.0	PLANT MIX BIT BASE	11.6		5.5	120-150		1965					
	3.0	HOT BIT PAVEMENT	10.0		3.0	120-150		1965	7				
		DISTRICT CHIP SEAL	10.0			MC-800		1977	1				
		DISTRICT CHIP SEAL				RCLMITE		1989	1				
		INT MTCE PATCH-1.5"						1995					
		INT CONT PATCH-1.5"	10.0	24.0	3.0	85-100	33	1997	4				
		CONCRETE PAVEMENT REPAIR		24.0			03	1999	5	10	13104	1	
		PREVENTIVE MAINTENANCE		24.0				2001	3		14382	1	

ENGLISH

D	HWY	S	D	FROM REF PT	FROM OFFSET (XX)	TO REF PT	TO OFFSET (XX)	LENGTH (XX)	LEFT SHLDR WIDTH	DRVNG LANE WIDTH	RIGHT SHLDR WIDTH	SURF DPTH	BASE DPTH	GRAD WDTN	FIN WDTN	TAADT	AAADT	ESALS	PAV AGE	EFF PAV AGE	LAST YEAR SEAL	PVMT TYPE	PVMT DESC	HWY PTY	FRT LVL	INTL CONS	PREV CONS	LTST CONS	LTST REHAB							
1	94	W		156.000	0.7160	161.439	0.4615	5.1059	10.0	24.0	4.0	16.0	3.0	48.0	38.0	1397	12237 2023	1848	7	7	2018	COMPO	AOCRC	UI	1	2017	2018	2018	MICROSURFACI							
GRANT MARSH BRIDGE TO E E BIS INTR																		2014	DIST	84	RIDE	4.20	PRPI	GOOD	IRI	52										
																		2015	DIST	88	RIDE	4.16	PRPI	GOOD	IRI	53										
																		2016	DIST	91	RIDE	4.06	PRPI	GOOD	IRI	58										
																		2017	DIST	99	RIDE	4.03	PRPI	GOOD	IRI	60										
																		2018	DIST	99	RIDE	3.81	PRPI	GOOD	IRI	69										
																		2019	DIST	97	RIDE	3.98	PRPI	GOOD	IRI	61										
																		2020	DIST	97	RIDE	3.97	PRPI	GOOD	IRI	62										
																		2021	DIST	97	RIDE	3.94	PRPI	GOOD	IRI	63										
																		2022	DIST	93	RIDE	3.89	PRPI	GOOD	IRI	66										
																		2023	DIST	89	RIDE	3.81	PRPI	GOOD	IRI	69										

PCN-14082-SIGNING RP 97.188 TO RP 208.702, 2001-\$17,329.

REF PT	RIDE	DST	RUT (IN)	IRI IN/MI	PRPI	AVG NUM (2023) AVERAGE RIDE, DISTRESS & RUT															
FLT	FLT	AC	BLD	LC	TC	BC	RW	BP	RT												
157	3.87	85	0.19	67.00	GOOD	N/A	N/A	3	0	2	3	0	0	0	6						
158	3.71	88	0.22	74.00	GOOD	N/A	N/A	3	0	0	2	0	0	0	6						
159	3.77	88	0.22	72.00	GOOD	N/A	N/A	3	0	0	2	0	0	0	6						
160	N/A	NA	N/A	N/A	N/A	N/A	N/A	N/A	N/A	N/A	N/A	N/A	N/A	N/A	N/A						
161	3.89	93	0.17	66.00	GOOD	N/A	N/A	3	0	1	2	0	0	0	0						
AVG	3.81	89	0.20	69.75	GOOD	N/A	N/A	3	0	1	2	0	0	0	5						

13 OCCURS	DPNTH (IN)	COMPONENTS	LSHL WDTN (FT)	RDWY WDTN (FT)	RSBL WDTN (FT)	OIL/CON TYPE	CLS AGG	YEAR	COST THOUS	DSN LFE	PCN	SUB	H
		GRADE	48.0					1964					
		C-C 84 FEET						1964					
		EDGE DRAIN						1996	187				
	4.0	SALVAGED AGGR BASE		46.0				1996	465				
	4.0	PERM ASPH STAB BASE		44.0				1996					
	9.0	CONT - REINF PCC	10.0	24.0	4.0			1996	8301	30			
		LANDSCAPING						1998	356		770	1	
		GRINDING		15.0				2006			16056	1	
		CONCRETE PAVEMENT REPAIR		24.0				2010			17105	1	
		CONCRETE PAVEMENT REPAIR		24.0			S3	2017	4800	20	20820	1	
	3.0	HBP-SUPERPAVE-FAA45LIME	10.0	24.0	4.0	PG 64-28	SP	2017			20820	2	
		MICROSURFACING		28.5			MC	2018	413	7	21865	1	
		FEDERAL AID SAND SEAL		9.5		CRS2P	45	2018			21865	1	

ENGLISH

D	HWY	S	D	FROM REF PT	FROM OFFSET (XX)	TO REF PT	TO OFFSET (XX)	LENGTH (XX)	LEFT SHLDR WIDTH	DRVNG LANE WIDTH	RIGHT SHLDR WIDTH	SURF DPTH	BASE DPTH	GRAD WIDTH	FIN WIDTH	TAADT	AADT	ESALS	PAV AGE	EFF PAV AGE	LAST YEAR SEAL	PVMT TYPE	PVMT DESC	HWY PTY	FRT LVL	INTL CONS	PREV CONS	LTST CONS	LTST REHAB		
1	94	W		161.439	0.4615	162.000	0.3600	0.4617	10.0	24.0	4.0	10.0	3.0	48.0	38.0	1195	4015 2023	1912	7	7	2018	COMPO	AOCRC	UI	1	2017	2018	2018	MICROSURFACI		
E BIS INTR E TO E OF BIS INTR																															
BOTH SHOULDERS SEALED 1967 AND OUTSIDE SHOULDER 1979. JOINTS REPAIRED IN 1983 RESTORING CONTINUITY. 3 BLOWUPS OCCURRED IN 1984 AND SOME PUNCHOUTS. GETTING SOME FAILURES ON STYROFOAM INSTALLATION AREAS. BOTH SHOULDERS SEALED 1985. RESTORED CONTINUITY AGAIN IN 1988. SEVERAL BREAKS SINCE THEN. SEALED BOTH SHOULDERS WITH REINFORCED RECLAMITE IN 1992. MAINTENANCE SHOULDER REPAIR-1995. PCN-14082-SIGNING RP 97.188 TO RP 208.702, 2001-\$1,567.																															
2014 DIST 89 RIDE 4.41 PRPI GOOD IRI 43																															
2015 DIST 85 RIDE 4.37 PRPI GOOD IRI 44																															
2016 DIST 89 RIDE 4.27 PRPI GOOD IRI 49																															
2017 DIST 92 RIDE 4.21 PRPI GOOD IRI 52																															
2018 DIST 93 RIDE 4.09 PRPI GOOD IRI 57																															
2019 DIST 93 RIDE 4.22 PRPI GOOD IRI 51																															
2020 DIST 93 RIDE 4.22 PRPI GOOD IRI 51																															
2021 DIST 77 RIDE 4.22 PRPI GOOD IRI 51																															
2022 DIST 85 RIDE 4.21 PRPI GOOD IRI 52																															
2023 DIST 85 RIDE 4.09 PRPI GOOD IRI 57																															

REF PT	RIDE	DST	RUT (IN)	IRI IN/MI	PRPI	AVG NUM FLT	(2023) FLT	AVERAGE BLD	RIDE LC	DISTRESS TC	& RT BC	RUT BP	RT
162	4.09	85	0.16	57.00	GOOD	N/A	N/A	9	0	2	3	0	0
AVG	4.09	85	0.16	57.00	GOOD	N/A	N/A	9	0	2	3	0	0

17 OCCURS DPTH (IN)	COMPONENTS	GRADE	LSHL WIDTH (FT)	RDWY WIDTH (FT)	RSHL WIDTH (FT)	OIL/CON TYPE	CLS AGG	YEAR	COST THOUS	DSN LFE	PCN	SUB	H
	C-C 84 FEET			48.0				1965	15				
3.0	AGGREGATE BASE			27.0				1966					
7.0	CONT - REINF PCC			24.0				1966	43	20			
3.7	AGGREGATE BASE		13.1		7.7			1966					
2.0	PLANT MIX BIT BASE			11.9		5.8	120-150	1966					
3.0	HOT BIT PAVEMENT			10.0		3.0	120-150	1966	10				
	CONTRACT SAND SEAL			10.0		3.0	RC-800	1967					
	DISTRICT CHIP SEAL			10.0			AE-150S	1979					
	CONCRETE PAVEMENT REPAIR							1983	1	10			
	DISTRICT SAND SEAL			10.0		3.0	MC-800	1985	1				
	CONCRETE PAVEMENT REPAIR							1988	4	10			
	DISTRICT SAND SEAL			10.0		3.0	RCLMITE	1992					
	CONCRETE PAVEMENT REPAIR			24.0				S3	2017	895	20	20820	1
3.0	HBP-SUPERPAVE-FAA45LIME			10.0	24.0	4.0	PG 64-28	SP	2017			20820	1
	MICROSURFACING				28.5			MC	2018	38	7	21865	1
	FEDERAL AID SAND SEAL			9.5			CRS2P	45	2018			21865	1

ENGLISH

D	HWY	S	D	FROM REF	FROM PT	TO REF	TO PT	LENGTH (XX)	LEFT SHLDR WIDTH	DRVNG LANE WIDTH	RIGHT SHLDR WIDTH	SURF DPTH	BASE DPTH	GRAD WDT	FIN WDT	TAADT	AADT	ESALS	PAV AGE	EFF PAV AGE	LAST YEAR SEAL	PVMT TYPE	PVMT DESC	HWY PTY	FRT LVL	INTL CONS	PREV CONS	LTST CONS	LTST REHAB
1	94	W		162.000	0.3600	172.000	0.1260	9.7708	10.0	24.0	3.0	11.7	3.0	48.0	37.0	1202	4220 2023	1912	10	10	2016	COMPO	AOCRC	RI	1	2014	2014	2014	MICROSURFACI
E OF BIS INTR TO E OF MENOKEN INTR																													
BOTH SHOULDERS SEALED 1967 AND OUTSIDE SHOULDER 1979. JOINTS REPAIRED IN 1983 RESTORING CONTINUITY. 3 BLOWUPS OCCURRED IN 1984 AND SOME PUNCHOUTS. GETTING SOME FAILURES ON STYROFOAM INSTALLATION AREAS. BOTH SHOULDERS SEALED 1985. RESTORED CONTINUITY AGAIN IN 1988. SEVERAL BREAKS SINCE THEN. SEALED BOTH SHOULDERS WITH REINFORCED RECLAMITE IN 1992. MAINTENANCE SHOULDER REPAIR-1995. PCN-14082-SIGNING RP 97.188 TO RP 208.702, 2001-\$33,162.																													
2014 DIST 93 RIDE 4.47 PRPI GOOD IRI 40																													
2015 DIST 86 RIDE 4.42 PRPI GOOD IRI 42																													
2016 DIST 88 RIDE 4.42 PRPI GOOD IRI 42																													
2017 DIST 86 RIDE 4.35 PRPI GOOD IRI 45																													
2018 DIST 93 RIDE 4.34 PRPI GOOD IRI 45																													
2019 DIST 91 RIDE 4.34 PRPI GOOD IRI 45																													
2020 DIST 90 RIDE 4.32 PRPI GOOD IRI 46																													
2021 DIST 84 RIDE 4.30 PRPI GOOD IRI 48																													
2022 DIST 85 RIDE 4.21 PRPI GOOD IRI 51																													
2023 DIST 83 RIDE 4.11 PRPI GOOD IRI 56																													

REF PT	RIDE	DST	RUT (IN)	IRI IN/MI	PRPI	AVG NUM FLT	(2023) FLT	AVERAGE BLD	RIDE LC	DISTRESS TC	& BC	RUT RW	BP	RT
163	3.76	84	0.18	72.00	GOOD	N/A	N/A	9	0	2	2	0	2	0
164	3.96	83	0.17	63.00	GOOD	N/A	N/A	9	0	2	3	0	2	0
165	4.21	85	0.19	51.00	GOOD	N/A	N/A	9	0	2	3	0	2	0
166	4.20	82	0.19	52.00	GOOD	N/A	N/A	9	0	3	3	0	2	0
167	4.24	82	0.18	51.00	GOOD	N/A	N/A	9	0	3	3	0	2	0
168	3.89	78	0.19	66.00	GOOD	N/A	N/A	9	0	1	3	0	2	6
169	3.70	76	0.22	75.00	GOOD	N/A	N/A	9	0	2	4	0	2	6
170	4.21	84	0.19	52.00	GOOD	N/A	N/A	9	0	1	3	0	2	0
171	4.44	87	0.17	42.00	GOOD	N/A	N/A	6	0	1	3	0	2	0
172	4.44	89	0.17	42.00	GOOD	N/A	N/A	6	0	1	3	0	0	0
AVG	4.11	83	0.19	56.60	GOOD	N/A	N/A	8	0	2	3	0	2	1

21 OCCURS DPTH (IN)	COMPONENTS	LSHL WIDTH (FT)	RDWY WIDTH (FT)	RSHL WIDTH (FT)	OIL/CON TYPE	CLS AGG	YEAR	COST THOUS	DSN LFE	PCN	SUB	H
	GRADE		48.0				1965	311				
	C-C 84 FEET						1965					
3.0	AGGREGATE BASE		27.0				1966					
7.0	CONT - REINF PCC		24.0				1966	916	20			
3.7	AGGREGATE BASE	13.1		7.7			1966					
2.0	PLANT MIX BIT BASE	11.9		5.8	120-150		1966					
3.0	HOT BIT PAVEMENT	10.0		3.0	120-150		1966	215				
	CONTRACT SAND SEAL	10.0		3.0	RC-800		1967					
	DISTRICT CHIP SEAL	10.0			AE-150S		1979	10				
	CONCRETE PAVEMENT REPAIR						1983	26	10			
	DISTRICT SAND SEAL	10.0		3.0	MC-800		1985	28				
	CONCRETE PAVEMENT REPAIR						1988	83	10			
	DISTRICT SAND SEAL	10.0		3.0	RCLMITE		1992					
	CONCRETE PAVEMENT REPAIR		24.0			03	1999	1377	10	12005	1	
2.0	HOT BIT PAVEMENT	10.0			120-150	27	1999			12005	1	
2.0	HOT BIT PAVEMENT		27.0		120-150	33	1999			12005	1	
2.0	HOT BIT PAVEMENT		27.0		PG 58-34	33	1999		20	12005	1	
-2.0	MILLING	10.0		3.0			2014			18844	1	
2.0	HBP-SUPERPAVE-FAA45LIME	10.0	24.0	3.0	PG 64-28	SP	2014	2701	20	18844	1	
	MICROSURFACING		24.0			MC	2016	567		20905	1	
	FEDERAL AID SAND SEAL	10.0		3.0	CRS2P	45	2016			20905	1	

ENGLISH

D	HWY	S	D	FROM REF	FROM PT	TO REF	TO PT	LENGTH (XX)	LEFT SHLDR WIDTH	DRVNG LANE WIDTH	RIGHT SHLDR WIDTH	SURF DPTH	BASE DPTH	GRAD WDT	FIN WDT	TAADT	AADT	ESALS	PAV AGE	EFF PAV AGE	LAST YEAR SEAL	PVMT TYPE	PVMT DESC	HWY PTY	FRT LVL	INTL CONS	PREV CONS	LTST CONS	LTST REHAB
1	94	W		172.000	0.1260	182.488	0.0000	10.3519	10.0	24.0	3.0	11.7	3.0	48.0	37.0	1231	4994	1960	10	10	2016	COMPO	AOCRC	RI	1	2014	2014	2014	MICROSURFACI
E OF MENOKEN INTR E TO STERLING																		2014	DIST	91	RIDE	4.38	PRPI	GOOD	IRI	44			
																		2015	DIST	87	RIDE	4.37	PRPI	GOOD	IRI	44			
																		2016	DIST	86	RIDE	4.36	PRPI	GOOD	IRI	45			
																		2017	DIST	85	RIDE	4.32	PRPI	GOOD	IRI	46			
																		2018	DIST	93	RIDE	4.31	PRPI	GOOD	IRI	47			
																		2019	DIST	91	RIDE	4.40	PRPI	GOOD	IRI	43			
																		2020	DIST	91	RIDE	4.43	PRPI	GOOD	IRI	42			
																		2021	DIST	91	RIDE	4.39	PRPI	GOOD	IRI	43			
																		2022	DIST	90	RIDE	4.35	PRPI	GOOD	IRI	45			
																		2023	DIST	87	RIDE	4.26	PRPI	GOOD	IRI	49			

BOTH SHOULDERS SEALED 1967 AND 1985. OUTSIDE SHOULDER 1979. JOINTS REPAIRED IN 1983 RESTORING CONTINUITY. SOME PUNCHOUTS IN 1984. SOME JOINT FAILURES IN 1985 AND 1986. RESTORED CONTINUITY AGAIN IN 1988. A FEW FAILURES SINCE. SEALED BOTH SHOULDERS WITH REINFORCED RECLAMITE IN 1992. MAINTENANCE SHOULDER REPAIR-1995. MAINTENANCE PATCH-1995. MP 178.311 TO 178.347 AND MP 178.400 TO 178.437.
PCN-14082-SIGNIGN RP 97.188 TO RP 208.702, 2001-\$35,135.

REF PT	RIDE	DST	RUT (IN)	IRI IN/MI	PRPI	AVG NUM FLT	(2023) FLT	AVERAGE BLD	RIDE LC	DISTRESS TC	& BC	RUT RW	BP	RT
173	4.41	91	0.19	43.00	GOOD	N/A	N/A	3	0	2	3	0	0	0
174	4.26	84	0.21	49.00	GOOD	N/A	N/A	3	0	3	3	0	0	6
175	4.32	83	0.25	47.00	GOOD	N/A	N/A	3	0	1	4	0	0	6
176	4.11	82	0.20	56.00	GOOD	N/A	N/A	3	0	3	3	0	0	6
177	4.10	91	0.16	57.00	GOOD	N/A	N/A	3	0	0	3	0	0	0
178	4.25	90	0.17	50.00	GOOD	N/A	N/A	3	0	1	3	0	0	0
179	4.36	92	0.18	45.00	GOOD	N/A	N/A	3	0	1	3	0	0	0
180	4.26	90	0.17	49.00	GOOD	N/A	N/A	3	0	1	3	0	0	0
181	4.28	87	0.16	48.00	GOOD	N/A	N/A	6	0	1	3	0	0	0
182	4.21	82	0.18	51.00	GOOD	N/A	N/A	6	0	2	3	0	0	6
AVG	4.26	87	0.19	49.50	GOOD	N/A	N/A	4	0	2	3	0	0	2

22 OCCURS DPTH (IN)	COMPONENTS	LSHL WDT (FT)	RDWY WDT (FT)	RSHL WDT (FT)	OIL/CON TYPE	CLS AGG	YEAR	COST THOUS	DSN LFE	PCN	SUB	H
	GRADE		48.0				1965	290				
	C-C 84 FEET						1965					
3.0	AGGREGATE BASE		27.0				1966					
7.0	CONT - REINF PCC		24.0				1966	1017	20			
3.7	AGGREGATE BASE	13.1		7.7			1966					
2.0	PLANT MIX BIT BASE	11.9		5.8	120-150		1966					
3.0	HOT BIT PAVEMENT	10.0		3.0	120-150		1966	220				
	CONTRACT SAND SEAL	10.0		3.0	RC-800		1967					
	DISTRICT CHIP SEAL	10.0			AE-150S		1979	10				
	CONCRETE PAVEMENT REPAIR						1983	27	10			
	DISTRICT SAND SEAL	10.0		3.0	MC-800		1985	22				
	CONCRETE PAVEMENT REPAIR						1988	89	10			
	DISTRICT SAND SEAL	10.0		3.0	RCLMITE		1992					
	INT MTCE PATCH-1.5"						1995					
	CONCRETE PAVEMENT REPAIR		24.0			03	1999	1459	10	12005	1	
2.0	HOT BIT PAVEMENT	10.0			120-150	27	1999			12005	1	
2.0	HOT BIT PAVEMENT		27.0		120-150	33	1999			12005	1	
2.0	HOT BIT PAVEMENT		27.0		PG 58-34	33	1999		20	12005	1	
-2.0	MILLING	10.0	24.0	3.0			2014			18844	1	
2.0	HBP-SUPERPAVE-FAA45LIME	10.0	24.0	3.0	PG 64-28	SP	2014	2862	20	18844	1	
	MICROSURFACING		24.0			MC	2016	601		20905	1	
	FEDERAL AID SAND SEAL	10.0		3.0	CRS2P	45	2016			20905	1	

ENGLISH

D	HWY	S	D	FROM REF	FROM PT	TO REF	TO PT	LENGTH (XX)	LEFT SHLDR WIDTH	DRVNG LANE WIDTH	RIGHT SHLDR WIDTH	SURF DPTH	BASE DPTH	GRAD WDT	FIN WDT	TAADT	AADT	ESALS	PAV AGE	EFF PAV AGE	LAST YEAR SEAL	PVMT TYPE	PVMT DESC	HWY PTY	FRT LVL	INTL CONS	PREV CONS	LTST CONS	LTST REHAB
1	94	W		182.488	0.0000	191.000	0.4870	9.0039	10.0	24.0	3.0	12.4	3.0	48.0	37.0	1300	4472 2023	1937	23	22	2016	COMPO	AOCRC	RI	1	2001	2006	2015	MICROSURFACI
STERLING INTR E TO E DRISCOLL INTR																													
BOTH SHOULDERS SEALED 1966 AND 1981. JOINTS REPAIRED IN 1983 RESTORING CONTINUITY. "D" CRACKING IS APPEARING QUITE RAPIDLY ON TRANSVERSE AND LONGITUDINAL CRACKS. 3 FOOT SHOULDER SHOT WITH MC-3000 (NO CHIPS OR SAND) 1987. RESTORED CONTINUITY AGAIN IN 1988. SHADOWING PRIOR TO "D" CRACKING GETTING DARKER. SEALED BOTH SHOULDERS WITH REINFORCED RECLAMITE IN 1992. MAINTENANCE CHIP SEAL ON RAMPS IN 1998 - CL 43, MC3000 (STERLING INTERCHANGE). PCN-14082-SIGNING RP 97.188 TO RP 208.702, 2001-\$30,559. PCN 947 GRADE RAISE BETWEEN 188.126 TO 188.935																													
2014	DIST 83	RIDE	4.07	PRPI	GOOD	IRI	57																						
2015	DIST 92	RIDE	4.49	PRPI	GOOD	IRI	39																						
2016	DIST 84	RIDE	4.43	PRPI	GOOD	IRI	41																						
2017	DIST 79	RIDE	4.31	PRPI	GOOD	IRI	47																						
2018	DIST 91	RIDE	4.32	PRPI	GOOD	IRI	46																						
2019	DIST 88	RIDE	4.31	PRPI	GOOD	IRI	47																						
2020	DIST 89	RIDE	4.35	PRPI	GOOD	IRI	45																						
2021	DIST 88	RIDE	4.27	PRPI	GOOD	IRI	48																						
2022	DIST 90	RIDE	4.21	PRPI	GOOD	IRI	51																						
2023	DIST 90	RIDE	4.17	PRPI	GOOD	IRI	53																						

REF PT	RIDE	DST	RUT (IN)	IRI IN/MI	PRPI	AVG NUM FLT	NUM AC	(2023) AVERAGE	RIDE	DISTRESS	& RUT	BLD	LC	TC	BC	RW	BP	RT
183	4.30	89	0.19	48.00	GOOD	N/A	N/A	3	0	4	3	0	0	0	0	0	0	0
184	4.16	93	0.18	54.00	GOOD	N/A	N/A	3	0	0	3	0	0	0	0	0	0	0
185	4.17	86	0.20	53.00	GOOD	N/A	N/A	3	0	1	3	0	0	0	0	0	0	6
186	4.13	87	0.24	55.00	GOOD	N/A	N/A	3	0	0	3	0	0	0	0	0	0	6
187	4.18	92	0.21	53.00	GOOD	N/A	N/A	3	0	1	3	0	0	0	0	0	0	0
188	3.93	92	0.21	64.00	GOOD	N/A	N/A	3	0	1	3	0	0	0	0	0	0	0
189	4.10	91	0.19	56.00	GOOD	N/A	N/A	3	0	0	3	0	0	0	0	2	0	0
190	4.25	93	0.19	50.00	GOOD	N/A	N/A	3	0	0	3	0	0	0	0	0	0	0
191	4.27	91	0.19	49.00	GOOD	N/A	N/A	3	0	0	3	0	0	0	0	2	0	0
AVG	4.17	90	0.20	53.56	GOOD	N/A	N/A	3	0	1	3	0	0	0	0	0	0	1

20 OCCURS	DPTH (IN)	COMPONENTS	GRADE	LSHL WDT (FT)	RDWY WDT (FT)	RSHL WDT (FT)	OIL/CON TYPE	CLS AGG	YEAR	COST THOUS	DSN LFE	PCN	SUB	H
		C-C	84 FEET		48.0				1965	300				
	3.0	AGGREGATE BASE			27.0				1966					
	7.0	CONT - REINF PCC			24.0				1966	845	20			
	3.7	AGGREGATE BASE		13.1		7.7			1966					
	2.0	PLANT MIX BIT BASE		11.9		5.8	120-150		1966					
	3.0	HOT BIT PAVEMENT		10.0		3.0	120-150		1966	178				
		CONTRACT CHIP SEAL		10.0		3.0	MC-3000		1981	14				
		CONCRETE PAVEMENT REPAIR							1983	24	10			
		MAINTENANCE GRAVEL SEAL				3.0	MC-3000		1987	45				
		CONCRETE PAVEMENT REPAIR							1988	77	10			
		DISTRICT SAND SEAL		10.0		3.0	RCLMITE		1992					
	5.0	HBP-SUPERPAVE-FAA	45		24.0	3.0	PG 58-28	27	2001	2137	20	974	1	
	4.0	HOT BIT PAVEMENT			10.0		PG 58-34	27	2001			974	1	
		MICROSURFACING			24.0				2006	311	8	16050	1	
		FEDERAL AID CHIP SEAL			10.0	3.0	MC-3000P	43	2006			16050	1	
	-2.0	MILLING			37.0				2015			18843	1	
	2.0	HBP-SUPERPAVE-FAA	45LIME		10.0	24.0	3.0	PG 64-28	SP	2015	1893	7	18843	1
		MICROSURFACING			25.0				MC	2016	425		21270	1
		FEDERAL AID SAND SEAL			9.5	2.5	CRS2P	45	2016				21270	1

ENGLISH

D	HWY	S	D	FROM REF	FROM PT	TO REF	TO PT	LENGTH (XX)	LEFT SHLDR WIDTH	DRVNG LANE WIDTH	RIGHT SHLDR WIDTH	SURF DPTH	BASE DPTH	GRAD WDTN	FIN WDTN	TAADT	AAADT	ESALS	PAV AGE	EFF PAV AGE	LAST YEAR SEAL	PVMT TYPE	PVMT DESC	HWY PTY	FRT LVL	INTL CONS	PREV CONS	LTST CONS	LTST REHAB		
1	94	W		191.000	0.4870	193.000	0.1110	1.6204	10.0	24.0	3.0	12.4	3.0	48.0	37.0	1300	4455	1937	23	22	2016	COMPO	AOCRC	RI	1	2001	2006	2015	MICROSURFACI		
2 MILES E OF LONG LAKE																															
																		2014	DIST 85	RIDE	4.17	PRPI	GOOD	IRI	53						
																		2015	DIST 91	RIDE	4.39	PRPI	GOOD	IRI	44						
																		2016	DIST 87	RIDE	4.36	PRPI	GOOD	IRI	45						
																		2017	DIST 85	RIDE	4.18	PRPI	GOOD	IRI	53						
																		2018	DIST 89	RIDE	4.34	PRPI	GOOD	IRI	46						
																		2019	DIST 89	RIDE	4.35	PRPI	GOOD	IRI	45						
																		2020	DIST 89	RIDE	4.38	PRPI	GOOD	IRI	44						
																		2021	DIST 91	RIDE	4.46	PRPI	GOOD	IRI	41						
																		2022	DIST 90	RIDE	4.43	PRPI	GOOD	IRI	42						
																		2023	DIST 92	RIDE	4.27	PRPI	GOOD	IRI	49						

REF PT	RIDE	DST	RUT (IN)	IRI IN/MI	PRPI	AVG NUM (2023) FLT	AC	BLD	LC	TC	BC	RW	BP	RT
192	4.21	91	0.19	52.00	GOOD	N/A	N/A	3	0	2	3	0	0	0
193	4.32	93	0.13	47.00	GOOD	N/A	N/A	3	0	0	3	0	0	0
AVG	4.27	92	0.16	49.50	GOOD	N/A	N/A	3	0	1	3	0	0	0

20 OCCURS DPTH (IN)	COMPONENTS	LSHL WDTN (FT)	RDWY WDTN (FT)	RSHL WDTN (FT)	OIL/CON TYPE	CLS AGG	YEAR	COST THOUS	DSN LFE	PCN	SUB	H
	GRADE		48.0				1965	45				
	C-C 84 FEET						1965					
3.0	AGGREGATE BASE			27.0			1966					
7.0	CONT - REINF PCC			24.0			1966	163	20			
3.7	AGGREGATE BASE	13.1		7.7			1966					
2.0	PLANT MIX BIT BASE	11.9		5.8	120-150		1966					
3.0	HOT BIT PAVEMENT	10.0		3.0	120-150		1966	33				
	CONTRACT CHIP SEAL	10.0		3.0	MC-3000		1981	3				
	CONCRETE PAVEMENT REPAIR						1983	4	10			
	MAINTENANCE GRAVEL SEAL			3.0	MC-3000		1987	8				
	CONCRETE PAVEMENT REPAIR						1988	14	10			
	DISTRICT SAND SEAL	10.0		3.0	RCLMITE		1992					
5.0	HBP-SUPERPAVE-FAA 45		24.0	3.0	PG 58-28	27	2001	477	20	974	1	
4.0	HOT BIT PAVEMENT	10.0			PG 58-34	27	2001			974	1	
	MICROSURFACING		24.0				2006	56	8	16050	1	
	FEDERAL AID CHIP SEAL	10.0		3.0	MC-3000P	43	2006			16050	1	
-2.0	MILLING			37.0			2015			18843	1	
2.0	HBP-SUPERPAVE-FAA45LIME	10.0	24.0	3.0	PG 64-28	SP	2015	341	7	18843	1	
	MICROSURFACING		25.0			MC	2016	76		21270	1	
	FEDERAL AID SAND SEAL		9.5	2.5	CRS2P	45	2016			21270	1	

ENGLISH

D	HWY	S	D	FROM REF	FROM PT	TO REF	TO PT	LENGTH (XX)	LEFT SHLDR WIDTH	DRVNG LANE WIDTH	RIGHT SHLDR WIDTH	SURF DPTH	BASE DPTH	GRAD WDTN	FIN WDTN	TAADT	AADT	ESALS	PAV AGE	EFF PAV AGE	LAST YEAR SEAL	PVMT TYPE	PVMT DESC	HWY PTY	FRT LVL	INTL CONS	PREV CONS	LTST CONS	LTST REHAB			
1	94	W		193.000	0.1110	201.000	0.1790	8.0709	10.0	24.0	3.0	12.7	3.0	48.0	37.0	1295	4502 2023	1937	14	14	2023	COMPO	AOCRC	RI	1	2010	2021	2021	MICROSURFACI			
BURL COUNTY LINE TO LONG LAKE																																
BOTH SHOULDERS SEALED 1966 AND 1981. JOINTS REPAIRED IN 1983 RESTORING CONTINUITY. "D" CRACKING IS APPEARING QUITE RAPIDLY. 3 FOOT SHOULDER SHOT WITH MC-3000 (NO CHIPS ORSAND) 1987. RESTORED CONTINUITY AGAIN IN 1988. BOTH SHOULDERS SEALED WITH REINFORCED RECLAMITE IN 1992. 1995-R/P 195 & 196 3.3" OVERLAY 1997- R/P 193 TO 195 DR. LN. 3" TO 4.25" OVERLAY, PA. LN. 3.0 TO 4.25" OVERLAY, 1997- R/P 197 TO 201 12FT PA. LN. 3.0 TO 4.25" 12FT DR. LN. 4.25 TO 3.5" OVERLAY. (1997 TEST SECTIONS) 12FT DR. LN. ONLY-2MI SECTNS. R/P197 TO 199 CLASS 27. R/P199 TO 201 CLASS 29.--PCN-14082-SIGNING RP97.188 TO RP208.702.																																
2014	DIST	91	RIDE	4.29	PRPI	GOOD	IRI	48																								
2015	DIST	87	RIDE	4.27	PRPI	GOOD	IRI	48																								
2016	DIST	87	RIDE	4.26	PRPI	GOOD	IRI	49																								
2017	DIST	84	RIDE	4.02	PRPI	GOOD	IRI	60																								
2018	DIST	90	RIDE	4.18	PRPI	GOOD	IRI	53																								
2019	DIST	88	RIDE	4.24	PRPI	GOOD	IRI	50																								
2020	DIST	87	RIDE	4.31	PRPI	GOOD	IRI	47																								
2021	DIST	99	RIDE	4.60	PRPI	GOOD	IRI	34																								
2022	DIST	98	RIDE	4.57	PRPI	GOOD	IRI	36																								
2023	DIST	98	RIDE	4.40	PRPI	GOOD	IRI	43																								

REF PT	RIDE	DST	RUT (IN)	IRI IN/MI	PRPI	AVG NUM FLT	(2023) FLT	AVERAGE AC	RIDE BLD	DISTRESS LC	& RUT TC	RT BC	RW	BP	RT
194	4.34	99	0.13	46.00	GOOD	N/A	N/A	0	0	0	0	0	0	0	0
195	4.41	99	0.16	43.00	GOOD	N/A	N/A	0	0	0	0	0	0	0	0
196	4.33	93	0.18	47.00	GOOD	N/A	N/A	0	0	0	0	0	0	0	6
197	4.43	99	0.17	42.00	GOOD	N/A	N/A	0	0	0	0	0	0	0	0
198	4.43	99	0.16	42.00	GOOD	N/A	N/A	0	0	0	0	0	0	0	0
199	4.36	99	0.15	45.00	GOOD	N/A	N/A	0	0	0	0	0	0	0	0
200	4.37	99	0.16	44.00	GOOD	N/A	N/A	0	0	0	0	0	0	0	0
201	4.50	93	0.19	39.00	GOOD	N/A	N/A	0	0	0	0	0	0	0	6
AVG	4.40	98	0.16	43.50	GOOD	N/A	N/A	0	0	0	0	0	0	0	2

22 OCCURS DPTH (IN)	COMPONENTS	LSHL WDTN (FT)	RDWY WDTN (FT)	RSHL WDTN (FT)	OIL/CON TYPE	CLS AGG	YEAR	COST THOUS	DSN LFE	PCN	SUB	H
	GRADE		48.0				1965	226				
	C-C 84 FEET						1965					
3.0	AGGREGATE BASE			27.0			1966					
7.0	CONT - REINF PCC			24.0			1966	811	20			
3.7	AGGREGATE BASE	13.1		7.7			1966					
2.0	PLANT MIX BIT BASE	11.9		5.8	120-150		1966					
3.0	HOT BIT PAVEMENT	10.0		3.0	120-150		1966	167				
	CONTRACT CHIP SEAL	10.0		3.0	MC-3000		1981	12				
	CONCRETE PAVEMENT REPAIR						1983	21	10			
	MAINTENANCE GRAVEL SEAL			3.0	MC-3000		1987	40				
	CONCRETE PAVEMENT REPAIR						1988	69	10			
	DISTRICT SAND SEAL	10.0		3.0	RCLMITE		1992					
	CONCRETE PAVEMENT REPAIR						2010			17652	1	
-2.0	MILLING	10.0	24.0	3.0			2010			17652	1	
3.0	HBP-SUPERPAVE-FAA 45	10.0	24.0	3.0	PG 64-28	SP	2010	2160	20	17652	1	
	FEDERAL AID SAND SEAL	9.5		2.5	CRS2P	45	2011			18588	1	
	MICROSURFACING			25.0		MC	2011	452		18588	1	
	CONCRETE PAVEMENT REPAIR			24.0			2021			22959	1	
-2.0	MILLING			37.0			2021			22959	1	
2.0	RAP-SUPERPAVE FAA 45	10.0	24.0	3.0	PG58H-34	SP	2021	176	7	22959	1	
	MICROSURFACING			24.0		MC	2023	641		23463	1	
	FEDERAL AID SAND SEAL	10.0		3.0	CRS2P	45	2023			23463	1	

ENGLISH

D	HWY	S	D	FROM REF	FROM PT	TO REF	TO PT	LENGTH (XX)	LEFT SHLDR WIDTH	DRVNG LANE WIDTH	RIGHT SHLDR WIDTH	SURF DPTH	BASE DPTH	GRAD WDTN	FIN WDTN	TAADT	AADT	ESALS	PAV AGE	EFF PAV AGE	LAST YEAR SEAL	PVMT TYPE	PVMT DESC	HWY PTY	FRT LVL	INTL CONS	PREV CONS	LTST CONS	LTST REHAB
1	94	W		201.000	0.1790	203.000	0.0000	1.8084	10.0	24.0	3.0	12.7	3.0	48.0	37.0	1210	4340	1767	14	14	2023	COMPO	AOCRC	RI	1	2010	2021	2021	MICROSURFACI
E STEELE TO 1.0 MI E STEELE INTR																	2014	DIST	91	RIDE	4.34	PRPI	GOOD	IRI	46				
																	2015	DIST	91	RIDE	4.33	PRPI	GOOD	IRI	46				
																	2016	DIST	85	RIDE	4.29	PRPI	GOOD	IRI	48				
																	2017	DIST	88	RIDE	4.00	PRPI	GOOD	IRI	61				
																	2018	DIST	91	RIDE	4.24	PRPI	GOOD	IRI	50				
																	2019	DIST	90	RIDE	4.21	PRPI	GOOD	IRI	51				
																	2020	DIST	83	RIDE	4.35	PRPI	GOOD	IRI	45				
																	2021	DIST	99	RIDE	4.58	PRPI	GOOD	IRI	36				
																	2022	DIST	99	RIDE	4.55	PRPI	GOOD	IRI	36				
																	2023	DIST	93	RIDE	4.50	PRPI	GOOD	IRI	39				

REF PT	RUT RIDE	DST	IRI (IN)	IN/MI	PRPI	AVG NUM (2023) FLT	AVG NUM (2023) FLT	AVG NUM (2023) AC	AVG NUM (2023) BLD	AVG NUM (2023) LC	AVG NUM (2023) TC	AVG NUM (2023) BC	AVG NUM (2023) RW	AVG NUM (2023) BP	AVG NUM (2023) RT
202	4.50	93	0.21	39.00	GOOD	N/A	N/A	0	0	0	0	0	0	0	6
AVG	4.50	93	0.21	39.00	GOOD	N/A	N/A	0	0	0	0	0	0	0	6

27 OCCURS DPTH (IN)	COMPONENTS	LSHL WDTN (FT)	RDWY WDTN (FT)	RSHL WDTN (FT)	OIL/CON TYPE	CLS AGG	YEAR	COST THOUS	DSN LFE	PCN	SUB	H
	GRADE		48.0				1965	26				
	C-C 84 FEET						1965					
3.0	AGGREGATE BASE		27.0				1966					
7.0	CONT - REINF PCC		24.0				1966	76	20			
3.7	AGGREGATE BASE	13.1		7.7			1966					
2.0	PLANT MIX BIT BASE	11.9		5.8	120-150		1966					
3.0	HOT BIT PAVEMENT	10.0		3.0	120-150		1966	14				
	CONCRETE PAVEMENT REPAIR						1983	2	10			
	MAINTENANCE GRAVEL SEAL			3.0	MC-3000		1987	6				
	CONCRETE PAVEMENT REPAIR						1988	7	10			
3.7	HOT BIT PAVEMENT		24.0	3.0	120-150	33	1997	75	20	307		1
2.4	HOT BIT PAVEMENT	10.0			120-150	25	1997	15		307		1
	SAFETY ENHANCEMENTS 90-1						1997			307		1
	FEDERAL AID CHIP SEAL		27.0		MC-3000P	43	1999	30		12523		1
	FEDERAL AID CHIP SEAL			10.0	MC-3000P	45	1999			12523		1
1.5	INT CONT PATCH-1.25" MICROSURFACING		24.0		PG 58-28	33	2003			15207		1
	FEDERAL AID CHIP SEAL		24.0				2006	62	8	16051		1
	FEDERAL AID CHIP SEAL	10.0		3.0	MC-3000P	43	2006			16051		1
-1.7	MILLING	10.0	24.0	3.0			2010			17652		1
3.0	HBP-SUPERPAVE-FAA 45	10.0	24.0	3.0	PG 64-28	SP	2010	484	20	17652		1
	FEDERAL AID SAND SEAL	9.5		2.5	CRS2P	45	2011			18588		1
	MICROSURFACING		25.0			MC	2011	101		18588		1
	CONCRETE PAVEMENT REPAIR		24.0				2021			22959		1
-2.0	MILLING		37.0				2021			22959		1
2.0	RAP-SUPERPAVE FAA 45	3.0	24.0	10.0	PG58H-34	SP	2021	394	7	22959		1
	MICROSURFACING		24.0			MC	2023	143		23463		1
	FEDERAL AID SAND SEAL	10.0		3.0	CRS2P	45	2023			23463		1

ENGLISH

D	HWY	S	D	FROM REF	FROM PT	TO REF	TO PT	LENGTH (XX)	LEFT SHLDR WIDTH	DRVNG LANE WIDTH	RIGHT SHLDR WIDTH	SURF DPTH	BASE DPTH	GRAD WDTN	FIN WDTN	TAADT	AAADT	ESALS	PAV AGE	EFF PAV AGE	LAST YEAR SEAL	PVMT TYPE	PVMT DESC	HWY PTY	FRT LVL	INTL CONS	PREV CONS	LTST CONS	LTST REHAB
1	94	W		203.000	0.0000	208.000	0.0000	5.0034	10.0	24.0	3.0	12.7	3.0	48.0	37.0	1213	4407 2023	1774	14	14	2023	COMPO	AOCRC	RI	1	2010	2021	2021	MICROSURFACI
1.0 MI E STEELE INTR E TO W DAWSON																													
MP 202 TO 203=SILANE TREATMENT 1992. MP 203 TO 205=4" HBP 24' 1992. INSIDE SHOULDER 3.75"-4'. OUTSIDE SHOULDER 3"-10'. MP 205 TO 206=3" HBP 24' 1992. INSIDE SHOULDER 2.75"-3'. OUTSIDE SHOULDER 2.1"-10'. MP 206 TO 207=2.5" HBP 24' 1992. INSIDE SHOULDER 2.5"-3'. OUTSIDE SHOULDER 1.9"-10'. MP 207 TO 208=2" HBP 24' 1992. INSIDE SHOULDER 1.75"-3'. OUTSIDE SHOULDER 1.6"-10'. CRS-2LM-1995 SEAL. PCN-14082-SIGNING RP 97.188 TO RP 208.702, 2001-\$16,981. PCN 22959 CPR 24'WIDE 2021 - ALL COMPONENT LINES WERE USED																													
2014 DIST 89 RIDE 4.21 PRPI GOOD IRI 51																													
2015 DIST 89 RIDE 4.13 PRPI GOOD IRI 55																													
2016 DIST 87 RIDE 4.13 PRPI GOOD IRI 55																													
2017 DIST 87 RIDE 3.84 PRPI GOOD IRI 68																													
2018 DIST 92 RIDE 4.00 PRPI GOOD IRI 61																													
2019 DIST 90 RIDE 4.03 PRPI GOOD IRI 60																													
2020 DIST 87 RIDE 4.08 PRPI GOOD IRI 57																													
2021 DIST 99 RIDE 4.60 PRPI EXCL IRI 34																													
2022 DIST 98 RIDE 4.58 PRPI GOOD IRI 35																													
2023 DIST 95 RIDE 4.45 PRPI GOOD IRI 41																													

REF PT	RIDE	DST	RUT (IN)	IRI IN/MI	PRPI	AVG NUM FLT	(2023) FLT	AVERAGE AC	RIDE BLD	DISTRESS LC	& RT	TC	BC	RW	BP	RT
203	4.53	93	0.16	38.00	GOOD	N/A	N/A	0	0	0	0	0	0	0	0	6
204	4.49	93	0.17	39.00	GOOD	N/A	N/A	0	0	0	0	0	0	0	0	6
205	4.44	93	0.18	42.00	GOOD	N/A	N/A	0	0	0	0	0	0	0	0	6
206	4.34	99	0.17	46.00	GOOD	N/A	N/A	0	0	0	0	0	0	0	0	0
207	4.43	99	0.18	42.00	GOOD	N/A	N/A	0	0	0	0	0	0	0	0	0
AVG	4.45	95	0.17	41.40	GOOD	N/A	N/A	0	0	0	0	0	0	0	0	4

27 OCCURS	LSHL WDTN	RDWY WDTN	RSHL WDTN	OIL/CON TYPE	CLS AGG	YEAR	COST THOUS	DSN LFE	PCN	SUB	H
(IN) COMPONENTS											
GRADE		48.0					198				
C-C 84 FEET							1965				
3.0 AGGREGATE BASE		27.0					1966				
7.0 CONT - REINF PCC		24.0					1966	588	20		
3.7 AGGREGATE BASE	13.1		7.7				1966				
2.0 PLANT MIX BIT BASE	11.9		5.8	120-150			1966				
3.0 HOT BIT PAVEMENT	10.0		3.0	120-150			1966	120			
CONCRETE PAVEMENT REPAIR							1983	17	10		
MAINTENANCE GRAVEL SEAL			3.0	MC-3000			1987	31			
CONCRETE PAVEMENT REPAIR							1988	51	10		
SILANE TREATMENT							1992				
3.0 HOT BIT PAVEMENT		24.0		120-150	33		1992		20		
SAFETY ENHANCEMENTS 90-1							1997				
FEDERAL AID CHIP SEAL		27.0		MC-3000P	43	1999	82		12523	1	
FEDERAL AID CHIP SEAL			10.0	MC-3000P	45	1999			12523	1	
1.5 INT CONT PATCH-1.25"		24.0		PG 58-28	33	2003			15207	1	
MICROSURFACING		24.0				2006	171	8	16051	1	
FEDERAL AID CHIP SEAL	10.0		3.0	MC-3000P	43	2006			16051	1	
CONCRETE PAVEMENT REPAIR						2010			17652	1	
-3.0 MILLING	10.0	24.0	3.0			2010			17652	1	
3.0 HBP-SUPERPAVE-FAA 45	10.0	24.0	3.0	PG 64-28	SP	2010	1339	20	17652	1	
FEDERAL AID SAND SEAL	9.5		2.5	CRS2P	45	2011			18588	1	
MICROSURFACING		25.0			MC	2011	280		18588	1	
-2.0 MILLING		37.0				2021			22959	1	
2.0 RAP-SUPERPAVE FAA 45	10.0	24.0	3.0	PG58H-34	SP	2021	394	7	22959	1	
MICROSURFACING		24.0			MC	2023	397		23463	1	
FEDERAL AID SAND SEAL	10.0		3.0	CRS2P	45	2023			23463	1	

ENGLISH

D	HWY	S	D	FROM REF PT	FROM OFFSET (XX)	TO REF PT	TO OFFSET (XX)	LENGTH (XX)	LEFT SHLDR WIDTH	DRVNG LANE WIDTH	RIGHT SHLDR WIDTH	SURF DPTH	BASE DPTH	GRAD WDTN	FIN WDTN	TAADT	AADT	ESALS	PAV AGE	EFF PAV AGE	LAST YEAR SEAL	PVMT TYPE	PVMT DESC	HWY PTY	FRT LVL	INTL CONS	PREV CONS	LTST CONS	LTST REHAB
1	94	W		208.000	0.0000	208.702	0.0000	0.6913	10.0	24.0	3.0	12.7	3.0	48.0	37.0	1215	4455 2023	1774	14	14	2023	COMPO	AOCRC	RI	1	2010	2021	2021	MICROSURFACI
W DAWSON INTR E TO DISTRICT BOUNDARY																													
(1997 PAVEMENT DEPTHS) 3FT SHLD 2.25" TO 3", 12FT PASS LN 3" TO 4.25", 12FT DRV LN 4.25" TO 3.5", 10FT SHLD 3.5" TO 1.25".																													
PCN-14082-SIGNING RP 97.188 TO RP 208.702, 2001-\$2346.																													
2014 DIST 94 RIDE 4.20 PRPI GOOD IRI 52																													
2015 DIST 91 RIDE 4.18 PRPI GOOD IRI 53																													
2016 DIST 88 RIDE 4.24 PRPI GOOD IRI 51																													
2017 DIST 85 RIDE 4.09 PRPI GOOD IRI 57																													
2018 DIST 91 RIDE 4.17 PRPI GOOD IRI 54																													
2019 DIST 92 RIDE 4.26 PRPI GOOD IRI 50																													
2020 DIST 88 RIDE 4.35 PRPI GOOD IRI 46																													
2021 DIST 99 RIDE 4.63 PRPI EXCL IRI 33																													
2022 DIST 97 RIDE 4.58 PRPI GOOD IRI 36																													
2023 DIST 92 RIDE 4.35 PRPI GOOD IRI 46																													

REF PT	RIDE	DST	RUT (IN)	IRI IN/MI	PRPI	AVG NUM FLT	(2023) FLT	AVERAGE BLD	RIDE LC	DISTRESS TC	& RT	RUT BP	RT	
208	4.35	92	0.20	46.00	GOOD	N/A	N/A	0	0	0	1	0	0	6
AVG	4.35	92	0.20	46.00	GOOD	N/A	N/A	0	0	0	1	0	0	6

26 OCCURS DPTH (IN)	COMPONENTS	LSHL WDTN (FT)	RDWY WDTN (FT)	RSHL WDTN (FT)	OIL/CON TYPE	CLS AGG	YEAR	COST THOUS	DSN LFE	PCN	SUB	H
	GRADE		48.0				1965	23				
	C-C 84 FEET						1965					
3.0	AGGREGATE BASE		27.0				1966					
3.7	AGGREGATE BASE	13.1		7.7			1966					
2.0	PLANT MIX BIT BASE	11.9		5.8	120-150		1966					
3.0	HOT BIT PAVEMENT	10.0		3.0	120-150		1966	14				
7.0	CONT - REINF PCC		24.0				1968	68	20			
	DISTRICT CHIP SEAL	10.0		3.0	MC-3000		1981	1				
	CONCRETE PAVEMENT REPAIR						1983	2	10			
	MAINTENANCE GRAVEL SEAL			3.0	MC-3000		1987	3				
	CONCRETE PAVEMENT REPAIR						1988	6	10			
	DISTRICT SAND SEAL	10.0		3.0	RCLMITE		1992					
3.7	HOT BIT PAVEMENT		24.0	3.0	120-150	33	1997	64	20	307		1
2.4	HOT BIT PAVEMENT		10.0		120-150	25	1997	12		307		1
	SAFETY ENHANCEMENTS 90-1						1997			307		1
	FEDERAL AID CHIP SEAL		27.0		MC-3000P	43	1999	11		12523		1
	FEDERAL AID CHIP SEAL			10.0	MC-3000P	45	1999			12523		1
-2.2	MILLING	10.0	24.0	3.0			2010			17652		1
3.0	HBP-SUPERPAVE-FAA 45	10.0	24.0	3.0	PG 64-28	SP	2010	185	20	17652		1
	FEDERAL AID SAND SEAL	9.5		2.5	CRS2P	45	2011			18588		1
	MICROSURFACING		25.0			MC	2011	39		18588		1
	CONCRETE PAVEMENT REPAIR		24.0				2021			22959		1
-2.0	MILLING		37.0				2021			22959		1
2.0	RAP-SUPERPAVE FAA 45	10.0	24.0	3.0	PG58H-34	SP	2021	150	7	22959		1
	MICROSURFACING		24.0			MC	2023	549		23463		1
	FEDERAL AID SAND SEAL	10.0		3.0	CRS2P	45	2023			23463		1

ENGLISH

D	HWY	S	D	FROM REF	FROM PT	TO REF	TO PT	LENGTH (XX)	LEFT SHLDR WIDTH	DRVNG LANE WIDTH	RIGHT SHLDR WIDTH	SURF DPTH	BASE DPTH	GRAD WIDTH	FIN WIDTH	TAADT	AADT	ESALS	PAV AGE	EFF PAV AGE	LAST YEAR SEAL	PVMT TYPE	PVMT DESC	HWY PTY	FRT LVL	INTL CONS	PREV CONS	LTST CONS	LTST REHAB
1	94	B	E	909.000	0.6910	913.000	0.4850	3.7665	6.0	24.0	6.0	4.0	5.0	42.0	36.0	186	1690 2022	110	76	76	2021	FLEX	ASPHT	UIC	1	1948	1948	1948	F CHIP SEAL
0.9 MI S I-94 TO 0.4 MI W SUNNY RD																													
ALMOST CONTINUOUS PATCHING IN 1979. SEALED 1965, 1974 AND 1988. SLIDE STILL MOVING-REQUIRES PERIODIC MAINTENANCE. 4,473 CU YDS OF PATCHING PRIOR TO SEAL IN 1988. PATCHING IN 1991 AND 1992-WILL NEED MORE IN 1993.																													
2014 DIST 82 RIDE 3.47 PRPI FAIR IRI 124																													
2015 DIST 81 RIDE 3.33 PRPI FAIR IRI 124																													
2016 DIST 78 RIDE 3.36 PRPI FAIR IRI 124																													
2017 DIST 76 RIDE 3.14 PRPI FAIR IRI 124																													
2018 DIST 91 RIDE 3.23 PRPI FAIR IRI 96																													
2019 DIST 88 RIDE 3.13 PRPI FAIR IRI 101																													
2020 DIST 86 RIDE 3.19 PRPI FAIR IRI 98																													
2021 DIST 88 RIDE 3.16 PRPI FAIR IRI 100																													
2022 DIST 86 RIDE 3.30 PRPI FAIR IRI 93																													
2023 DIST 89 RIDE 2.98 PRPI FAIR IRI 108																													

REF PT	RIDE	DST	RUT (IN)	IRI IN/MI	PRPI	AVG NUM FLT	(2023) FLT	AVERAGE AC	RIDE BLD	DISTRESS LC	& RT TC	BC	RW	BP	RT
910	2.32	89	0.15	142.00	POOR	N/A	N/A	3	0	3	4	0	0	0	0
911	2.82	90	0.10	116.00	FAIR	N/A	N/A	3	0	3	3	0	0	0	0
912	3.30	89	0.08	93.00	GOOD	N/A	N/A	3	0	2	5	0	0	0	0
913	3.49	87	0.10	84.00	GOOD	N/A	N/A	6	0	2	4	0	0	0	0
AVG 2.98 89 0.11 108.75 FAIR N/A N/A 4 0 3 4 0 0 0 0															

12 OCCURS DPTH (IN)	COMPONENTS	LSHL WDT (FT)	RDWY WDT (FT)	RSHL WDT (FT)	OIL/CON TYPE	CLS AGG	YEAR	COST THOUS	DSN LFE	PCN	SUB	H
5.0	AGGREGATE BASE		42.0				1947	147				
2.0	HOT BIT PAVEMENT		41.0				1948					
2.5	HOT BIT PAVEMENT		40.0		120-150		1948					
	DISTRICT CHIP SEAL		22.0		120-150		1948	103	20			
	INT MTCE PATCH-1.5"		24.0		HFMS-2		1988	24				
	CONTRACT CHIP SEAL		24.0		120-150		1993	53				
	INT CONT PATCH-1.25"		24.0		MC-3000P	43	1998	39	12058		1	
	INT CONT PATCH-2.0"	5.0	30.0		PG 58-28	27	2007	331	17029		1	
	-.5 MICROMILL		24.0		PG 58-28	SP	2012	66	19927		1	
	FEDERAL AID CHIP SEAL		24.0				2021	120	23038		1	
	FEDERAL AID SAND SEAL	3.0	24.0		CRS2P	41	2021	120	23038		1	
			3.0		CRS2P	45	2021		23038		1	

ENGLISH

D	HWY	S	D	FROM REF	FROM PT	TO REF	TO PT	LENGTH (XX)	LEFT SHLDR WIDTH	DRVNG LANE WIDTH	RIGHT SHLDR WIDTH	SURF DPTH	BASE DPTH	GRAD WIDTH	FIN WIDTH	TAADT	AAADT	ESALS	PAV AGE	EFF PAV AGE	LAST YEAR SEAL	PVMT TYPE	PVMT DESC	HWY PTY	FRT LVL	INTL CONS	PREV CONS	LTST CONS	LTST REHAB	
1	94	B	E	913.000	0.4850	914.000	0.8800	1.3954	3.5	24.0	3.5	5.0	5.0	42.0	31.0	250	2475 2022	110	76	19	2021	FLEX	ASPHT	UIC	1	1948	2018	2018	F	CHIP SEAL
0.4 MI W SUNNY RD TO W HEART RIVER																														
ALMOST CONTINUOUS PATCHING IN 1979. SEALED 1965, 1974 AND 1988. SLIDE STILL MOVING-REQUIRES PERIODIC MAINTENANCE. 4,473 CU YDS OF PATCHING PRIOR TO SEAL IN 1988. PATCHING IN 1991 AND 1992-WILL NEED MORE IN 1993.																														
2014 DIST 79 RIDE 2.82 PRPI FAIR IRI 116																														
2015 DIST 85 RIDE 2.87 PRPI FAIR IRI 113																														
2016 DIST 76 RIDE 2.79 PRPI FAIR IRI 118																														
2017 DIST 73 RIDE 2.66 PRPI FAIR IRI 124																														
2018 DIST 93 RIDE 3.91 PRPI GOOD IRI 65																														
2019 DIST 93 RIDE 4.07 PRPI GOOD IRI 58																														
2020 DIST 92 RIDE 3.87 PRPI GOOD IRI 67																														
2021 DIST 92 RIDE 3.62 PRPI GOOD IRI 78																														
2022 DIST 92 RIDE 3.67 PRPI GOOD IRI 76																														
2023 DIST 91 RIDE 3.54 PRPI GOOD IRI 82																														

REF PT	RIDE	DST	RUT (IN)	IRI IN/MI	PRPI	AVG NUM (2023) FLT	AC	BLD	LC	TC	BC	RW	BP	RT
914	3.54	91	0.09	82.00	GOOD	N/A	N/A	3	0	1	4	0	0	0
AVG	3.54	91	0.09	82.00	GOOD	N/A	N/A	3	0	1	4	0	0	0

14 OCCURS DPTH (IN)	COMPONENTS	L SHL WIDTH (FT)	RDWY WIDTH (FT)	RS HL WIDTH (FT)	OIL/CON TYPE	CLS AGG	YEAR	COST THOUS	DSN LFE	PCN	SUB	H
5.0	AGGREGATE BASE		42.0				1947	55				
2.0	HOT BIT PAVEMENT		41.0				1948					
2.5	HOT BIT PAVEMENT		40.0		120-150		1948					
	DISTRICT CHIP SEAL		22.0		120-150		1948	38	20			
	INT MTCE PATCH-1.5"		24.0		HFMS-2		1988	9				
	CONTRACT CHIP SEAL				120-150		1993	20				
	INT CONT PATCH-1.25"		24.0		MC-3000P	43	1998	14		12058		1
	INT CONT PATCH-2.0"	5.0	30.0		PG 58-28	27	2007	123		17029		1
	MILLING		24.0	5.0	PG 58-28	SP	2012	24		19927		1
2.0	HBP-SUPERPAVE-FAA 43		31.0				2018	194		22145		1
-.5	MICROMILL		24.0				2018		7	22145		1
	FEDERAL AID CHIP SEAL		24.0		CRS2P	41	2021	45		23038		1
	FEDERAL AID SAND SEAL	3.5	24.0	3.5	CRS2P	45	2021			23038		1

ENGLISH

D	HWY	S	D	FROM REF PT	FROM OFFSET (XX)	TO REF PT	TO OFFSET (XX)	LENGTH (XX)	LEFT SHLDR WIDTH	DRVNG LANE WIDTH	RIGHT SHLDR WIDTH	SURF DPTH	BASE DPTH	GRAD WIDTH	FIN WIDTH	TAADT	AADT	ESALS	PAV AGE	EFF PAV AGE	LAST YEAR SEAL	PVMT TYPE	PVMT DESC	HWY PTY	FRT LVL	INTL CONS	PREV CONS	LTST CONS	LTST REHAB																				
1	94	B	E	914.000	0.8800	915.000	0.0881	0.2080	8.0	24.0	8.0	5.0	18.0	57.0	40.0	251	2483 2022	181	16	16	2021	FLEX	ASPHT	UIC	1	2008	2008	2008	F CHIP SEAL																				
MANDAN - W OF HEART RIVER TO BRIDGE																		2014	DIST	NA	RIDE	N/A	PRPI	N/A	IRI	N/A																							
																		2015	DIST	NA	RIDE	N/A	PRPI	N/A	IRI	N/A																							
																		2016	DIST	NA	RIDE	N/A	PRPI	N/A	IRI	N/A																							
																		2017	DIST	NA	RIDE	N/A	PRPI	N/A	IRI	N/A																							
																		2018	DIST	NA	RIDE	N/A	PRPI	N/A	IRI	N/A																							
																		2019	DIST	NA	RIDE	N/A	PRPI	N/A	IRI	N/A																							
																		2020	DIST	NA	RIDE	N/A	PRPI	N/A	IRI	N/A																							
																		2021	DIST	NA	RIDE	N/A	PRPI	N/A	IRI	N/A																							
																		2022	DIST	NA	RIDE	N/A	PRPI	N/A	IRI	N/A																							
																		2023	DIST	NA	RIDE	N/A	PRPI	N/A	IRI	N/A																							

ALMOST CONTINUOUS PATCHING IN 1979. SEALED 1965, 1974 AND 1988. SLIDE STILL MOVING-REQUIRES PERIODIC MAINTENANCE. 4,473 CU YDS OF PATCHING PRIOR TO SEAL IN 1988. PATCHING IN 1991 AND 1992-WILL NEED MORE IN 1993.

REF PT	RIDE	DST	RUT (IN)	IRI IN/MI	PRPI	AVG NUM (2023) FLT	AVG NUM (2023) FLT	AVG NUM (2023) AC	AVG NUM (2023) BLD	AVG NUM (2023) LC	AVG NUM (2023) TC	AVG NUM (2023) BC	AVG NUM (2023) RW	AVG NUM (2023) BP	AVG NUM (2023) RT
AVG	N/A	NA	N/A	N/A	N/A	N/A	N/A	N/A	N/A	N/A	N/A	N/A	N/A	N/A	N/A

6 OCCURS	LSHL WIDTH (FT)	RDWY WIDTH (FT)	RSHL WIDTH (FT)	OIL/CON TYPE	CLS AGG	YEAR	COST THOUS	DSN LFE	PCN	SUB	H
18.0 SALVAGED BIT BASE		44.0				2008			16594	1	
5.5 HOT BIT PAVEMENT	8.0	24.0	8.0	PG 64-34	33	2008	695	20	16594	1	
-.5 MICROMILL		24.0				2021			23038	1	
FEDERAL AID CHIP SEAL		24.0		CRS2P	41	2021	7		23038	1	
FEDERAL AID SAND SEAL	8.0		8.0	CRS2P	45	2021			23038	1	

ENGLISH

D	HWY	S	D	FROM REF	FROM PT	TO REF	TO PT	LENGTH (XX)	LEFT SHLDR WIDTH	DRVNG LANE WIDTH	RIGHT SHLDR WIDTH	SURF DPTH	BASE DPTH	GRAD WIDTH	FIN WIDTH	TAADT	AAADT	ESALS	PAV AGE	EFF PAV AGE	LAST YEAR SEAL	PVMT TYPE	PVMT DESC	HWY PTY	FRT LVL	INTL CONS	PREV CONS	LTST CONS	LTST REHAB																																																																														
1	94	B	E	915.000	0.0881	915.437	0.0000	0.3319	8.0	24.0	8.0	8.5	8.0	43.0	40.0	255	2515 2022	181	16	13		CONCR	JOINT	UIC	1	2008	2021	2021	CPR/GRINDING																																																																														
MANDAN - HEART RIVER BRIDGE TO ND 6																		2014	DIST	76	RIDE	1.98	PRPI	POOR	IRI	161	2015	DIST	77	RIDE	1.91	PRPI	POOR	IRI	166	2016	DIST	77	RIDE	1.96	PRPI	POOR	IRI	163	2017	DIST	84	RIDE	1.98	PRPI	POOR	IRI	161	2018	DIST	76	RIDE	1.88	PRPI	POOR	IRI	167	2019	DIST	89	RIDE	1.88	PRPI	POOR	IRI	167	2020	DIST	83	RIDE	1.93	PRPI	POOR	IRI	164	2021	DIST	86	RIDE	3.16	PRPI	FAIR	IRI	100	2022	DIST	90	RIDE	3.20	PRPI	FAIR	IRI	97	2023	DIST	84	RIDE	3.15	PRPI	FAIR	IRI	100

ALMOST CONTINUOUS PATCHING IN 1979. SEALED 1965, 1974 AND 1988. SLIDE STILL MOVING-REQUIRES PERIODIC MAINTENANCE. 4,473 CU YDS OF PATCHING PRIOR TO SEAL IN 1988. PATCHING IN 1991 AND 1992-WILL NEED MORE IN 1993.

REF PT	RUT RIDE	DST	IRI (IN)	AVG NUM (2023) FLT	AVERAGE RIDE, DISTRESS & RUT	IRI IN/MI	PRPI	CB	LJS	LC	TC	TJS	FLT	BS	BP	CP	
915	3.15	84	N/A	100.00	FAIR	0.11	167	0	0	0	1	3	3	7	0	0	1
AVG	3.15	84	N/A	100.00	FAIR	0.11	167	0	0	0	1	3	3	7	0	0	1

6 OCCURS	LSHL WIDTH (FT)	RDWY WIDTH (FT)	RSHL WIDTH (FT)	OIL/CON TYPE	CLS AGG	YEAR	COST THOUS	DSN LFE	PCN	SUB	H
DPTH (IN) COMPONENTS											
GRADE		60.0				2008			16594	1	
8.0 SALVAGED AGGR BASE		44.0				2008			16594	1	
8.5 NON-REINF PCC	8.0	24.0	8.0	AE		2008	1134	30	16594	1	
DOWELED						2008			16594	1	
CONCRETE PAVEMENT REPAIR		24.0				2021	1081	10	22282	1	
GRINDING		24.0				2021			22282	1	

ENGLISH

D	HWY	S	D	FROM REF PT	FROM OFFSET (XX)	TO REF PT	TO OFFSET (XX)	LENGTH (XX)	LEFT SHLDR WIDTH	DRVNG LANE WIDTH	RIGHT SHLDR WIDTH	SURF DPTH	BASE DPTH	GRAD WIDTH	FIN WIDTH	TAADT	AAADT	ESALS	PAV AGE	EFF PAV AGE	LAST YEAR SEAL	PVMT TYPE	PVMT DESC	HWY PTY	FRT LVL	INTL CONS	PREV CONS	LTST CONS	LTST REHAB																																																																														
1	94	B	E	915.437	0.0000	916.000	0.1450	0.7386	6.0	12.0	11.0	10.0	12.0	31.0	29.0	238	4547 2022	177	28	13		CONCR	JOINT	UIC	1	1996	2021	2021	CPR/GRINDING																																																																														
MDN-MAIN AVE (ND 6 TO COLLINS)																		2014	DIST	83	RIDE	2.21	PRPI	N/A	IRI	N/A	2015	DIST	81	RIDE	2.15	PRPI	N/A	IRI	N/A	2016	DIST	79	RIDE	2.20	PRPI	N/A	IRI	N/A	2017	DIST	77	RIDE	2.11	PRPI	N/A	IRI	N/A	2018	DIST	84	RIDE	1.86	PRPI	N/A	IRI	N/A	2019	DIST	74	RIDE	1.99	PRPI	N/A	IRI	N/A	2020	DIST	82	RIDE	2.14	PRPI	N/A	IRI	N/A	2021	DIST	87	RIDE	3.23	PRPI	GOOD	IRI	96	2022	DIST	93	RIDE	3.20	PRPI	FAIR	IRI	97	2023	DIST	89	RIDE	3.26	PRPI	GOOD	IRI	95

REF PT	RIDE	DST	RUT (IN)	IRI IN/MI	PRPI	AVG NUM (2023) FLT	AVG NUM (2023) FLT	AVG NUM (2023) DC	AVG NUM (2023) CB	AVG NUM (2023) LJS	AVG NUM (2023) LC	AVG NUM (2023) TC	AVG NUM (2023) TJS	AVG NUM (2023) FLT	AVG NUM (2023) BS	AVG NUM (2023) BP	AVG NUM (2023) CP
916	3.26	89	N/A	95.00	GOOD	0.09	149	0	0	0	0	4	1	4	0	0	1
AVG	3.26	89	N/A	95.00	GOOD	0.09	149	0	0	0	0	4	1	4	0	0	1

7 OCCURS DPTH (IN)	COMPONENTS	LSHL WIDTH (FT)	RDWY WIDTH (FT)	RSHL WIDTH (FT)	OIL/CON TYPE	CLS AGG	YEAR	COST THOUS	DSN LFE	PCN	SUB	H
	CURB & GUTTER FACE-FACE		59.0				1996					
	12.0 BLENDED BASE		62.0				1996					
	10.0 NON-REINF PCC		56.0				1996	3654	30			
	EDGE DRAIN						1996					
	LANDSCAPING						1996					
	CONCRETE PAVEMENT REPAIR		24.0				2021	2406	10	22282		1
	GRINDING		24.0				2021			22282		1

ENGLISH

D	HWY	S	D	FROM REF PT	FROM OFFSET (XX)	TO REF PT	TO OFFSET (XX)	LENGTH (XX)	LEFT SHLDR WIDTH	DRVNG LANE WIDTH	RIGHT SHLDR WIDTH	SURF DPTH	BASE DPTH	GRAD WIDTH	FIN WIDTH	TAADT	AAADT	ESALS	PAV AGE	EFF PAV AGE	LAST PAV YEAR	SEAL	PVMT TYPE	PVMT DESC	HWY PTY	FRT LVL	INTL CONS	PREV CONS	LTST CONS	LTST REHAB																			
1	94	B	E	916.000	0.1450	916.581	0.0000	0.4259		48.0	8.0	10.0	12.0	62.0	56.0	240	6585 2022	223	28	13			CONCR	JOINT	UIC	1	1996	2021	2021	CPR/GRINDING																			
MDN-MAIN AVE (COLLINS TO ND1806)																		2014	DIST	NA	RIDE	N/A	PRPI	N/A	IRI	N/A																							
																		2015	DIST	NA	RIDE	N/A	PRPI	N/A	IRI	N/A																							
																		2016	DIST	NA	RIDE	N/A	PRPI	N/A	IRI	N/A																							
																		2017	DIST	NA	RIDE	N/A	PRPI	N/A	IRI	N/A																							
																		2018	DIST	NA	RIDE	N/A	PRPI	N/A	IRI	N/A																							
																		2019	DIST	NA	RIDE	N/A	PRPI	N/A	IRI	N/A																							
																		2020	DIST	NA	RIDE	N/A	PRPI	N/A	IRI	N/A																							
																		2021	DIST	NA	RIDE	N/A	PRPI	N/A	IRI	N/A																							
																		2022	DIST	NA	RIDE	N/A	PRPI	N/A	IRI	N/A																							
																		2023	DIST	NA	RIDE	N/A	PRPI	N/A	IRI	N/A																							

REF PT	RIDE	DST	RUT (IN)	IRI IN/MI	PRPI	AVG NUM (2023) FLT	DC	CB	AVERAGE RIDE, DISTRESS & RUT LJS	LC	TC	TJS	FLT	BS	BP	CP
AVG	N/A	NA	N/A	N/A	N/A	N/A	N/A	N/A	N/A	N/A	N/A	N/A	N/A	N/A	N/A	N/A

7 OCCURS	LSHL WIDTH (FT)	RDWY WIDTH (FT)	RSHL WIDTH (FT)	OIL/CON TYPE	CLS AGG	YEAR	COST THOUS	DSN LFE	PCN	SUB	H
DPH (IN) COMPONENTS											
CURB & GUTTER FACE-FACE		59.0				1996					
12.0 BLENDED BASE		62.0				1996					
10.0 NON-REINF PCC		56.0				1996	2107	30			
EDGE DRAIN						1996					
LANDSCAPING						1996					
CONCRETE PAVEMENT REPAIR		48.0				2021	1387	10	22282	1	
GRINDING		48.0				2021			22282	1	

ENGLISH

D	HWY	S	D	FROM REF PT	FROM OFFSET (XX)	TO REF PT	TO OFFSET (XX)	LENGTH (XX)	LEFT SHLDR WIDTH	DRVNG LANE WIDTH	RIGHT SHLDR WIDTH	SURF DPTH	BASE DPTH	GRAD WIDTH	FIN WIDTH	TAADT	AAADT	ESALS	PAV AGE	EFF PAV AGE	LAST YEAR SEAL	PVMT TYPE	PVMT DESC	HWY PTY	FRT LVL	INTL CONS	PREV CONS	LTST CONS	LTST REHAB														
1	94	B	E	916.581	0.0000	917.043	0.3258	0.7999		22.0	7.5	10.0	12.0	32.5	29.5	274	8543 2023	232	28	13		CONCR	JOINT	UIC	1	1996	2021	2021	CPR/GRINDING														
MDN-MAIN ST (NEAR 1806 TO TC DRIVE)																		2014	DIST	89	RIDE	2.40	PRPI	POOR	IRI	248																	
																		2015	DIST	83	RIDE	3.10	PRPI	GOOD	IRI	103																	
																		2016	DIST	86	RIDE	3.13	PRPI	GOOD	IRI	101																	
																		2017	DIST	77	RIDE	3.03	PRPI	POOR	IRI	106																	
																		2018	DIST	88	RIDE	3.00	PRPI	POOR	IRI	108																	
																		2019	DIST	96	RIDE	3.11	PRPI	POOR	IRI	102																	
																		2020	DIST	90	RIDE	3.06	PRPI	POOR	IRI	105																	
																		2021	DIST	95	RIDE	3.58	PRPI	GOOD	IRI	80																	
																		2022	DIST	95	RIDE	3.55	PRPI	GOOD	IRI	81																	
																		2023	DIST	92	RIDE	3.60	PRPI	GOOD	IRI	79																	

2008 PCN 15887 - PCC PAVEMENT REPAIR AND STORM DRAIN INSTALLATION

REF PT	RIDE	DST	RUT (IN)	IRI	IN/MI	PRPI	AVG NUM (2023) AVERAGE RIDE, DISTRESS & RUT																						
FLT	FLT	DC	CB	LJS	LC	TC	TJS	FLT	BS	BP	CP																		
AVG	N/A	NA	N/A	N/A	N/A	N/A	N/A	N/A	N/A	N/A	N/A	N/A	N/A	N/A	N/A	N/A	N/A	N/A	N/A	N/A	N/A	N/A	N/A	N/A	N/A	N/A	N/A	N/A	N/A

REF PT	RIDE	DST	INCH	IRI	PRPI	AVG NUM (2023) AVERAGE RIDE, DISTRESS & RUT													THESE REF POINTS HAVE THE INCORRECT PAVEMENT TYPE												
FLT	FLT	AC	BLD	LC	TC	BC	RW	BP	RT	DC	CB	LJS	TJS	FLT	BS	CP	TCS	BU	PVMT	TYPE											
917	3.60	92	0.13	79.00	GOOD	N/A	N/A	3	0	0	2	0	0	2	0	NA	NA	NA	NA	NA	NA	NA	NA	NA	NA	NA	NA	NA	NA	COMPO	

DEPTH (IN)	COMPONENTS	LSHL WIDTH (FT)	RDWY WIDTH (FT)	RSHL WIDTH (FT)	OIL/CON TYPE	CLS AGG	YEAR	COST THOUS	DSN LFE	PCN	SUB	H
7	OCCURS											
12.0	CURB & GUTTER FACE-FACE	67.0					1996					
12.0	BLENDED BASE	70.0					1996					
	EDGE DRAIN						1996					
	LANDSCAPING						1996					
10.0	NON-REINF PCC	64.0					1996	2388	30			
	CONCRETE PAVEMENT REPAIR	48.0					2021	2606	10	22282	1	
	GRINDING	48.0					2021			22282	1	

ENGLISH

D	HWY	S	D	FROM REF PT	FROM OFFSET (XX)	TO REF PT	TO OFFSET (XX)	LENGTH (XX)	LEFT SHLDR WIDTH	DRVNG LANE WIDTH	RIGHT SHLDR WIDTH	SURF DPTH	BASE DPTH	GRAD WIDTH	FIN WIDTH	TAADT	AAADT	ESALS	PAV AGE	EFF PAV AGE	LAST YEAR SEAL	PVMT TYPE	PVMT DESC	HWY PTY	FRT LVL	INTL CONS	PREV CONS	LTST CONS	LTST REHAB				
1	94	B	E	917.043	0.3258	917.901	0.0000	0.4957	10.0	48.0	10.0	10.0	12.0	74.0	68.0	255	9670 2023	232	28	13			CONCR JOINT UIC	1	1996	2021	2021	CPR/GRINDING					
MANDAN-EAST OF TWIN CITY DR TO I-94																		2014	DIST	NA	RIDE	N/A	PRPI	N/A	IRI	N/A							
2008 PCN 15887 - PCC PAVEMENT REPAIR AND STORM DRAIN INSTALLATION																		2015	DIST	NA	RIDE	N/A	PRPI	N/A	IRI	N/A							
																		2016	DIST	NA	RIDE	N/A	PRPI	N/A	IRI	N/A							
																		2017	DIST	NA	RIDE	N/A	PRPI	N/A	IRI	N/A							
																		2018	DIST	NA	RIDE	N/A	PRPI	N/A	IRI	N/A							
																		2019	DIST	NA	RIDE	N/A	PRPI	N/A	IRI	N/A							
																		2020	DIST	NA	RIDE	N/A	PRPI	N/A	IRI	N/A							
																		2021	DIST	NA	RIDE	N/A	PRPI	N/A	IRI	N/A							
																		2022	DIST	NA	RIDE	N/A	PRPI	N/A	IRI	N/A							
																		2023	DIST	NA	RIDE	N/A	PRPI	N/A	IRI	N/A							

REF PT	RIDE	DST	RUT (IN)	IRI IN/MI	PRPI	AVG NUM (2023) FLT	DC	CB	AVERAGE RIDE, DISTRESS & RUT LJS	LC	TC	TJS	FLT	BS	BP	CP
AVG	N/A	NA	N/A	N/A	N/A	N/A	N/A	N/A	N/A	N/A	N/A	N/A	N/A	N/A	N/A	N/A

7 OCCURS	DPATH (IN)	COMPONENTS	LSHL WIDTH (FT)	RDWY WIDTH (FT)	RSHL WIDTH (FT)	OIL/CON TYPE	CLS AGG	YEAR	COST THOUS	DSN LFE	PCN	SUB	H
		CURB & GUTTER FACE-FACE		67.0				1996					
	12.0	BLENDED BASE		70.0				1996					
		EDGE DRAIN						1996					
		LANDSCAPING						1996					
	10.0	NON-REINF PCC		64.0				1996	1480	30			
		CONCRETE PAVEMENT REPAIR		48.0				2021	1615	10	22282	1	
		GRINDING		48.0				2021			22282	1	

ENGLISH

D	HWY	S	D	REF	PT	FROM OFFSET (XX)	FROM OFFSET (XX)	TO REF	TO PT	TO OFFSET (XX)	LENGTH (XX)	LEFT SHLDR WIDTH	DRVNG LANE WIDTH	RIGHT SHLDR WIDTH	SURF DEPTH	BASE DEPTH	GRAD WIDTH	FIN WIDTH	TAADT	AAADT	ESALS	PAV AGE	EFF PAV AGE	LAST YEAR SEAL	PVMT TYPE	PVMT DESC	HWY PTY	FRT SYS	INTL LVL	PREV CONS	1979 CONS	1979 CONS	1979 CONS	LTST REHAB	LTST REHAB
1	94	B	E	917.902		0.0000	918.000	0.0900		0.1784			24.0	6.0				30.0	100	4072 2022	67	45	45		CONCR	JOINT	UIC	2	1979	1979	1979	PCC	JOINTED		

BISMARCK-MANDAN STRIP

ROADWAY WIDTHS ARE BOTH LANES COMBINED.

2014	DIST	NA	RIDE	N/A	PRPI	N/A	IRI	N/A
2015	DIST	NA	RIDE	N/A	PRPI	N/A	IRI	N/A
2016	DIST	NA	RIDE	N/A	PRPI	N/A	IRI	N/A
2017	DIST	NA	RIDE	N/A	PRPI	N/A	IRI	N/A
2018	DIST	NA	RIDE	N/A	PRPI	N/A	IRI	N/A
2019	DIST	NA	RIDE	N/A	PRPI	N/A	IRI	N/A
2020	DIST	NA	RIDE	N/A	PRPI	N/A	IRI	N/A
2021	DIST	NA	RIDE	N/A	PRPI	N/A	IRI	N/A
2022	DIST	NA	RIDE	N/A	PRPI	N/A	IRI	N/A
2023	DIST	NA	RIDE	N/A	PRPI	N/A	IRI	N/A

REF PT	RUT RIDE	DST	IRI (IN)	IN/MI	PRPI	AVG NUM (2023)	AVERAGE RIDE, DISTRESS & RUT												
PT	RIDE	DST	(IN)	IN/MI	PRPI	FLT	FLT	DC	CB	LJS	LC	TC	TJS	FLT	BS	BP	CP		
AVG	N/A	NA	N/A	N/A	N/A	N/A	N/A	N/A	N/A	N/A	N/A	N/A	N/A	N/A	N/A	N/A	N/A		

2 OCCURS		LSHL	RDWY	RSHL	OIL/CON		CLS	COST		DSN		
DPTH (IN)	COMPONENTS	WDTH (FT)	WDTH (FT)	WDTH (FT)	TYPE	AGG	YEAR	THOUS	LFE	PCN	SUB	H
	GRADE		85.0				1979					
	NON-REINF PCC		85.0				1979		20			

ENGLISH

D	HWY	S	D	FROM REF	FROM PT	TO REF	TO PT	LENGTH (XX)	LEFT SHLDR WIDTH	DRVNG LANE WIDTH	RIGHT SHLDR WIDTH	SURF DPTH	BASE DPTH	GRAD WIDTH	FIN WIDTH	TAADT	AAADT	ESALS	PAV AGE	EFF PAV AGE	LAST YEAR SEAL	PVMT TYPE	PVMT DESC	HWY PTY	FRT LVL	INTL CONS	PREV CONS	LTST CONS	LTST REHAB															
1	94	B	E	918.000	0.0900	920.000	0.2650	2.1854	6.0	24.0	3.9	8.0	6.0	38.0	33.9	139	6698 2022	66	45	28	2013	FLEX	ASPHT	UIC	2	1979	2009	2009	MICROSURFACI															
BISMARCK-MANDAN STRIP																			2014	DIST	83	RIDE	3.34	PRPI	GOOD	IRI	91																	
																			2015	DIST	87	RIDE	3.19	PRPI	GOOD	IRI	98																	
																			2016	DIST	90	RIDE	3.10	PRPI	GOOD	IRI	102																	
																			2017	DIST	81	RIDE	2.76	PRPI	FAIR	IRI	119																	
																			2018	DIST	87	RIDE	2.89	PRPI	FAIR	IRI	112																	
																			2019	DIST	84	RIDE	3.03	PRPI	GOOD	IRI	106																	
																			2020	DIST	83	RIDE	2.97	PRPI	GOOD	IRI	109																	
																			2021	DIST	82	RIDE	2.97	PRPI	GOOD	IRI	109																	
																			2022	DIST	81	RIDE	2.73	PRPI	POOR	IRI	120																	
																			2023	DIST	79	RIDE	2.65	PRPI	POOR	IRI	125																	

SEALED IN 1985 WITH RUBBERIZED ASPHALT. MORE RUTTING EVERY YEAR. WILL REQUIRE MILLING & SEAL. SEALED 1996 HFRS2P.

REF PT	RIDE	DST	RUT (IN)	IRI IN/MI	PRPI	AVG NUM FLT	NUM (2023) FLT	AVERAGE AC	RIDE, DISTRESS & RUT BLD	LC	TC	BC	RW	BP	RT
919	2.79	76	0.23	118.00	POOR	N/A	N/A	9	0	3	3	0	0	2	6
920	2.84	82	0.20	115.00	FAIR	N/A	N/A	3	0	4	2	0	0	2	6
AVG	2.82	79	0.22	116.50	FAIR	N/A	N/A	6	0	4	3	0	0	2	6

REF PT	RIDE	DST	INCH	IRI	PRPI	AVG NUM FLT	NUM (2023) FLT	AVERAGE AC	RIDE, DISTRESS & RUT BLD	LC	TC	BC	RW	BP	RT	DC	CB	LJS	TJS	FLT	BS	CP	TCS	BU	PVMT TYPE	
918	2.32	79	0.19	142.00	POOR	N/A	N/A	6	0	3	3	0	0	2	6	NA	NA	NA	NA	NA	NA	NA	NA	NA	NA	COMPO

7 OCCURS DPTH (IN)	COMPONENTS	LSHL WPTH (FT)	RDWY WPTH (FT)	RSHL WPTH (FT)	OIL/CON TYPE	CLS AGG	YEAR	COST THOUS	DSN LFE	PCN	SUB	H
	GRADE		38.0				1979					
6.0	AGGREGATE BASE		36.0				1979					
6.0	HOT BIT PAVEMENT		34.0		120-150		1979	1115	20			
	CONTRACT CHIP SEAL		30.0		RC-800		1985	62				
	CONTRACT CHIP SEAL		34.0				1996	106				
2.0	HOT BIT PAVEMENT		34.0		PG 58-28	33	2009	338	7	17936	1	
	MICROSURFACING		35.0			MC	2013	177		20004	1	

ENGLISH

D	HWY	S	D	FROM REF PT	FROM OFFSET (XX)	TO REF PT	TO OFFSET (XX)	LENGTH (XX)	LEFT SHLDR WIDTH	DRVNG LANE WIDTH	RIGHT SHLDR WIDTH	SURF DPTH	BASE DPTH	GRAD WIDTH	FIN WIDTH	TAADT	AAADT	ESALS	PAV AGE	EFF PAV AGE	LAST PAV YEAR	SEAL	PVMT TYPE	PVMT DESC	HWY PTY	FRT LVL	INTL CONS	PREV CONS	LTST CONS	LTST REHAB														
1	94	B	E	920.000	0.2650	921.096	0.0000	0.8089		25.0		5.5	18.0	31.0	25.0	107	7880 2022	53	18	18			FLEX	ASPHT	UIC	2	2006	2006	2006	OVERLAY(HBP)														
MEMORIAL BRIDGE INTER X-RDS																			2014	DIST	92	RIDE	2.61	PRPI	POOR	IRI	437																	
2006 REPLACEMENT OF MEMORIAL BRIDGE AND RECONSTRUCTION OF APPROACHES.																			2015	DIST	NA	RIDE	N/A	PRPI	N/A	IRI	N/A																	
																			2016	DIST	NA	RIDE	N/A	PRPI	N/A	IRI	N/A																	
																			2017	DIST	NA	RIDE	N/A	PRPI	N/A	IRI	N/A																	
																			2018	DIST	NA	RIDE	N/A	PRPI	N/A	IRI	N/A																	
																			2019	DIST	NA	RIDE	N/A	PRPI	N/A	IRI	N/A																	
																			2020	DIST	NA	RIDE	N/A	PRPI	N/A	IRI	N/A																	
																			2021	DIST	NA	RIDE	N/A	PRPI	N/A	IRI	N/A																	
																			2022	DIST	NA	RIDE	N/A	PRPI	N/A	IRI	N/A																	
																			2023	DIST	NA	RIDE	N/A	PRPI	N/A	IRI	N/A																	

REF PT	RIDE	DST	RUT (IN)	IRI	PRPI	AVG NUM (2023) FLT	AVG NUM (2023) AC	AVERAGE BLD	AVERAGE LC	RIDE TC	DISTRESS BC	& RUT RW	BP	RT
AVG	N/A	NA	N/A	N/A	N/A	N/A	N/A	N/A	N/A	N/A	N/A	N/A	N/A	N/A

REF PT	RIDE	DST	INCH	IRI	PRPI	AVG NUM (2023) FLT	AVG NUM (2023) AC	AVERAGE BLD	AVERAGE LC	RIDE TC	DISTRESS BC	& RUT RW	BP	RT	DC	CB	LJS	TJS	FLT	BS	CP	TCS	BU	PVMT TYPE
921	N/A	NA	N/A	N/A	N/A	0.16	2	NA	NA	NA	NA	NA	NA	NA	NA	NA	NA	NA	NA	NA	NA	NA	NA	CONCR

3 OCCURS	DPATH (IN)	COMPONENTS	LSHL WIDTH (FT)	RDWY WIDTH (FT)	RSHL WIDTH (FT)	OIL/CON TYPE	CLS AGG	YEAR	COST THOUS	DSN LFE	PCN	SUB	H
	18.0	SALVAGED AGGR BASE		51.0				2006					
	5.5	HOT BIT PAVEMENT		48.0		PG 58-28	33	2006		20			

NDDOT RIMS HIGHWAY PROJECTS - HIGHWAY COMPONENTS
 HIGHWAY COMPONENTS DISTRICT INFO BOOK
 FOR BISMARCK DISTRICT

ENGLISH

D	HWY	S	D	FROM REF PT	FROM OFFSET (XX)	TO REF PT	TO OFFSET (XX)	LENGTH (XX)	LEFT SHLDR WIDTH	DRVNG LANE WIDTH	RIGHT SHLDR WIDTH	SURF DPTH	BASE DPTH	GRAD WIDTH	FIN WIDTH	TAADT	AAADT	ESALS	PAV AGE	EFF PAV AGE	LAST YEAR SEAL	PVMT TYPE	PVMT DESC	HWY PTY	FRT LVL	INTL CONS	PREV CONS	LTST CONS	LTST REHAB																																																																														
1	94	B	E	925.209	0.0000	926.867	0.0000	1.6497	8.0	24.0	6.5	10.0	12.0	41.5	38.5	808	10630 2022	975	20	11		CONCR	JOINT	UIC	2	2004	2023	2023	CPR_ONLY																																																																														
BISMARCK - MAIN AVE TO I-94																		2014	DIST	90	RIDE	3.08	PRPI	FAIR	IRI	104	2015	DIST	89	RIDE	2.94	PRPI	FAIR	IRI	110	2016	DIST	87	RIDE	3.28	PRPI	GOOD	IRI	94	2017	DIST	86	RIDE	3.26	PRPI	GOOD	IRI	95	2018	DIST	87	RIDE	2.90	PRPI	POOR	IRI	112	2019	DIST	86	RIDE	2.81	PRPI	POOR	IRI	117	2020	DIST	86	RIDE	3.02	PRPI	POOR	IRI	107	2021	DIST	86	RIDE	2.77	PRPI	POOR	IRI	119	2022	DIST	85	RIDE	3.05	PRPI	FAIR	IRI	105	2023	DIST	88	RIDE	2.90	PRPI	POOR	IRI	112

REF PT	RIDE	DST	RUT (IN)	IRI IN/MI	PRPI	AVG NUM (2023) FLT	DC	CB	LJS	LC	TC	TJS	FLT	BS	BP	CP
925	3.18	93	N/A	98.00	FAIR	0.09	45	0	0	0	0	4	1	0	0	1
926	2.61	82	N/A	127.00	POOR	0.14	120	0	0	4	0	2	9	0	1	1
AVG	2.90	88	N/A	112.50	POOR	0.12	83	0	0	2	0	3	5	0	1	1

6 OCCURS	DPATH (IN)	COMPONENTS	LSHL WIDTH (FT)	RDWY WIDTH (FT)	RSHL WIDTH (FT)	OIL/CON TYPE	CLS AGG	YEAR	COST THOUS	DSN LFE	PCN	SUB	H
		GRADE		42.0				2004			14808		1
	12.0	SALVAGED BIT BASE		42.0			05	2004			14808		1
	10.0	NON-REINF PCC		38.5	AE	S3		2004	2598	30	14808		1
		CURB & GUTTER CTRLN-FACE		38.5				2004			14808		1
		DOWELED						2004			14808		1
		CONCRETE PAVEMENT REPAIR						2023	640	10	23346		1

NDDOT RIMS HIGHWAY PROJECTS - HIGHWAY COMPONENTS
 HIGHWAY COMPONENTS DISTRICT INFO BOOK
 FOR BISMARCK DISTRICT

ENGLISH

D	HWY	S	D	FROM REF PT	FROM OFFSET (XX)	TO REF PT	TO OFFSET (XX)	LENGTH (XX)	LEFT SHLDR WIDTH	DRVNG LANE WIDTH	RIGHT SHLDR WIDTH	SURF DPTH	BASE DPTH	GRAD WIDTH	FIN WIDTH	TAADT	AAADT	ESALS	PAV AGE	EFF PAV AGE	LAST YEAR SEAL	PVMT TYPE	PVMT DESC	HWY PTY	FRT LVL	INTL CONS	PREV CONS	LTST CONS	LTST REHAB				
1	94	B	W	915.715	0.0000	916.000	0.1450	0.5886	9.0	12.0	6.0	10.0	12.0	31.0	27.0	185	4527 2022	167	3	3		CONCR	JOINT	UIC	1	2021	2021	2021	CPR/GRINDING				
MDN-MAIN AVE (HEART RIV-COLLINS)																		SEE EASTBOUND FOR COMPONENTS.															
																		2014	DIST	83	RIDE	2.04	PRPI	POOR	IRI	121							
																		2015	DIST	75	RIDE	1.99	PRPI	POOR	IRI	121							
																		2016	DIST	77	RIDE	2.08	PRPI	POOR	IRI	121							
																		2017	DIST	77	RIDE	1.97	PRPI	POOR	IRI	121							
																		2018	DIST	83	RIDE	1.80	PRPI	POOR	IRI	121							
																		2019	DIST	82	RIDE	1.94	PRPI	POOR	IRI	121							
																		2020	DIST	81	RIDE	2.01	PRPI	POOR	IRI	121							
																		2021	DIST	91	RIDE	3.26	PRPI	FAIR	IRI	95							
																		2022	DIST	87	RIDE	3.11	PRPI	POOR	IRI	102							
																		2023	DIST	89	RIDE	3.18	PRPI	FAIR	IRI	98							

REF PT	RIDE	DST	RUT (IN)	IRI IN/MI	PRPI	AVG NUM (2023)		AVERAGE RIDE, DISTRESS & RUT									
						FLT	FLT DC	CB	LJS	LC	TC	TJS	FLT	BS	BP	CP	
916	3.18	89	N/A	98.00	FAIR	0.11	226	0	0	0	0	1	8	0	0	1	
AVG	3.18	89	N/A	98.00	FAIR	0.11	226	0	0	0	0	1	8	0	0	1	

3 OCCURS		LSHL	RDWY	RSHL	OIL/CON	CLS	COST	DSN				
DPTH (IN)	COMPONENTS	WDTH (FT)	WDTH (FT)	WDTH (FT)	TYPE	AGG	YEAR	THOUS	LFE	PCN	SUB	H
	CURB & GUTTER FACE-FACE						1996					
	CONCRETE PAVEMENT REPAIR	24.0					2021			22282	1	
	GRINDING	24.0					2021			22282	1	

ENGLISH

D	HWY	S	D	FROM REF PT	FROM OFFSET (XX)	TO REF PT	TO OFFSET (XX)	LENGTH (XX)	LEFT SHLDR WIDTH	DRVNG LANE WIDTH	RIGHT SHLDR WIDTH	SURF DPTH	BASE DPTH	GRAD WIDTH	FIN WIDTH	TAADT	AAADT	ESALS	PAV AGE	EFF PAV AGE	LAST YEAR SEAL	PVMT TYPE	PVMT DESC	HWY PTY	FRT LVL	INTL CONS	PREV CONS	LTST CONS	LTST REHAB							
1	94	B	W	916.000	0.1450	917.901	0.0000	1.8462		22.0	12.0	10.0	12.0	37.0	34.0	251	8987 2023	212	3	3		CONCR	JOINT	UIC	1	2021	2021	2021	CPR/GRINDING							
MDN-MAIN AVE (COLLINS - TC DRIVE																		2014	DIST	82	RIDE	2.53	PRPI	POOR	IRI	131										
																		2015	DIST	83	RIDE	2.26	PRPI	POOR	IRI	145										
																		2016	DIST	80	RIDE	2.49	PRPI	POOR	IRI	133										
																		2017	DIST	83	RIDE	2.46	PRPI	POOR	IRI	134										
																		2018	DIST	89	RIDE	2.49	PRPI	POOR	IRI	133										
																		2019	DIST	93	RIDE	2.71	PRPI	POOR	IRI	121										
																		2020	DIST	94	RIDE	2.72	PRPI	POOR	IRI	121										
																		2021	DIST	98	RIDE	3.51	PRPI	GOOD	IRI	83										
																		2022	DIST	97	RIDE	3.51	PRPI	GOOD	IRI	83										
																		2023	DIST	96	RIDE	3.53	PRPI	GOOD	IRI	82										

SEE EASTBOUND FOR COMPONENTS.

REF PT	RIDE	DST	RUT (IN)	IRI	PRPI	AVG NUM (2023)	AVG RIDE	DISTRESS	& RUT
AVG	N/A	NA	N/A	N/A	N/A	N/A	N/A	N/A	N/A

REF PT	RIDE	DST	INCH	IRI	PRPI	AVG NUM (2023)	AVG RIDE	DISTRESS	& RUT	THESE REF POINTS HAVE THE INCORRECT PAVEMENT TYPE																			
917	3.53	96	0.16	82.00	GOOD	N/A	N/A	0	0	0	3	0	0	0	0	0	NA	NA	NA	NA	NA	NA	NA	NA	NA	NA	NA	NA	COMPO

3 OCCURS	DPATH (IN)	COMPONENTS	LSHL WIDTH (FT)	RDWY WIDTH (FT)	RSHL WIDTH (FT)	OIL/CON TYPE	CLS AGG	YEAR	COST THOUS	DSN LFE	PCN	SUB	H
		CURB & GUTTER FACE-FACE						1996					
		CONCRETE PAVEMENT REPAIR						2021		22282		1	
		GRINDING	24.0					2021		22282		1	

NDDOT RIMS HIGHWAY PROJECTS - HIGHWAY COMPONENTS
 HIGHWAY COMPONENTS DISTRICT INFO BOOK
 FOR BISMARCK DISTRICT

ENGLISH

D	HWY	S	D	FROM REF PT	FROM OFFSET (XX)	TO REF PT	TO OFFSET (XX)	LENGTH (XX)	LEFT SHLDR WIDTH	DRVNG LANE WIDTH	RIGHT SHLDR WIDTH	SURF DPTH	BASE DPTH	GRAD WIDTH	FIN WIDTH	TAADT	AAADT	ESALS	PAV AGE	EFF PAV AGE	LAST YEAR	SEAL	PVMT TYPE	PVMT DESC	HWY PTY	FRT LVL	INTL CONS	PREV CONS	LTST CONS	LTST REHAB													
1	94	B	W	917.901	0.0000	918.000	0.0900	0.1758	6.0	24.0						30.0	110	4179	76	37	37			CONCR	JOINT	UIC	2	1987	1987	1987													
MANDAN - MEMORIAL HIGHWAY (THE STRIP)																		2014	DIST	NA	RIDE	N/A	PRPI	N/A	IRI	N/A																	
																		2015	DIST	NA	RIDE	N/A	PRPI	N/A	IRI	N/A																	
																		2016	DIST	NA	RIDE	N/A	PRPI	N/A	IRI	N/A																	
																		2017	DIST	NA	RIDE	N/A	PRPI	N/A	IRI	N/A																	
																		2018	DIST	NA	RIDE	N/A	PRPI	N/A	IRI	N/A																	
																		2019	DIST	NA	RIDE	N/A	PRPI	N/A	IRI	N/A																	
																		2020	DIST	NA	RIDE	N/A	PRPI	N/A	IRI	N/A																	
																		2021	DIST	NA	RIDE	N/A	PRPI	N/A	IRI	N/A																	
																		2022	DIST	NA	RIDE	N/A	PRPI	N/A	IRI	N/A																	
																		2023	DIST	NA	RIDE	N/A	PRPI	N/A	IRI	N/A																	

SEE EASTBOUND FOR COMPONENTS.

REF PT	RIDE	DST	RUT (IN)	IRI IN/MI	PRPI	AVG NUM (2023) FLT	DC	CB	AVERAGE LJS	RIDE LC	DISTRESS TC	TJS	BS	BP	CP
AVG	N/A	NA	N/A	N/A	N/A	N/A	N/A	N/A	N/A	N/A	N/A	N/A	N/A	N/A	N/A

1 OCCURS	LSHL	RDWY	RSHL	OIL/CON	CLS	COST	DSN			
DPTH (IN)	WIDTH (FT)	WIDTH (FT)	WIDTH (FT)	TYPE	AGG	YEAR	THOUS LFE	PCN	SUB	H
COMPONENTS CURB & GUTTER FACE-FACE										
1987										

ENGLISH

D	HWY	S	D	FROM REF	FROM PT	TO REF	TO PT	LENGTH (XX)	LEFT SHLDR WIDTH	DRVNG LANE WIDTH	RIGHT SHLDR WIDTH	SURF DPTH	BASE DPTH	GRAD WIDTH	FIN WIDTH	TAADT	AAADT	ESALS	PAV AGE	EFF PAV AGE	LAST YEAR SEAL	PVMT TYPE	PVMT DESC	HWY PTY	FRT LVL	INTL CONS	PREV CONS	LTST CONS	LTST REHAB																																																																														
1	94	B	W	918.000	0.0900	920.000	0.2692	2.1862	3.9	24.0	6.0	8.0	6.0	38.0	33.9	150	7076 2022	71	45	28	2013	FLEX	ASPHT	UIC	2	1979	2009	2009	MICROSURFACI																																																																														
MANDAN - MEMORIAL HIGHWAY (THE STRIP)																		2014	DIST	86	RIDE	3.34	PRPI	GOOD	IRI	91	2015	DIST	88	RIDE	3.24	PRPI	GOOD	IRI	96	2016	DIST	84	RIDE	3.18	PRPI	GOOD	IRI	99	2017	DIST	79	RIDE	2.93	PRPI	GOOD	IRI	111	2018	DIST	86	RIDE	2.78	PRPI	FAIR	IRI	118	2019	DIST	84	RIDE	3.06	PRPI	GOOD	IRI	104	2020	DIST	80	RIDE	3.01	PRPI	GOOD	IRI	106	2021	DIST	76	RIDE	2.91	PRPI	GOOD	IRI	111	2022	DIST	79	RIDE	2.63	PRPI	FAIR	IRI	125	2023	DIST	77	RIDE	2.30	PRPI	POOR	IRI	143

REF PT	RIDE	DST	RUT (IN)	IRI IN/MI	PRPI	AVG FLT	NUM FLT	(2023) AC	AVERAGE BLD	RIDE LC	DISTRESS TC	& RW	RUT BP	RT
919	2.23	74	0.34	147.00	POOR	N/A	N/A	9	0	4	4	0	2	6
920	2.02	78	0.23	159.00	POOR	N/A	N/A	6	0	3	4	0	2	6
AVG	2.13	76	0.29	153.00	POOR	N/A	N/A	8	0	4	4	0	2	6

REF PT	RIDE	DST	INCH	IRI	PRPI	AVG FLT	NUM FLT	(2023) AC	AVERAGE BLD	RIDE LC	DISTRESS TC	& RW	RUT BP	RT	DC	CB	LJS	TJS	FLT	BS	CP	TCS	BU	PVMT TYPE
918	2.65	78	0.25	124.00	POOR	N/A	N/A	6	0	3	4	0	2	6	NA	NA	NA	NA	NA	NA	NA	NA	NA	COMPO

7 OCCURS DPTH (IN)	COMPONENTS	LSHL WPTH (FT)	RDWY WPTH (FT)	RSHL WPTH (FT)	OIL/CON TYPE	CLS AGG	YEAR	COST THOUS	DSN LFE	PCN	SUB	H
	GRADE		38.0				1979					
6.0	AGGREGATE BASE		36.0				1979					
6.0	HOT BIT PAVEMENT		34.0		120-150		1979	1115	20			
	CONTRACT CHIP SEAL		30.0		RC-800		1985	62				
	CONTRACT CHIP SEAL		34.0				1996	106				
2.0	HOT BIT PAVEMENT		34.0		PG 58-28	33	2009	338	7	17936	1	
	MICROSURFACING		34.0			MC	2013	177		20004	1	

ENGLISH

D	HWY	S	D	FROM REF PT	FROM OFFSET (XX)	TO REF PT	TO OFFSET (XX)	LENGTH (XX)	LEFT SHLDR WIDTH	DRVNG LANE WIDTH	RIGHT SHLDR WIDTH	SURF DPTH	BASE DPTH	GRAD WIDTH	FIN WIDTH	TAADT	AAADT	ESALS	PAV AGE	EFF PAV AGE	LAST YEAR SEAL	PVMT TYPE	PVMT DESC	HWY PTY	FRT LVL	INTL CONS	PREV CONS	LTST CONS	LTST REHAB					
1	94	B	W	920.000	0.2692	921.096	0.0000	0.8005		24.0		5.5	18.0	30.0	24.0	128	8125 2022	61	18	18		FLEX	ASPHT	UIC	2	2006	2006	2006	OVERLAY(HBP)					
MEMORIAL BRIDGE INTER X-ROADS																			2014	DIST	92	RIDE	1.71	PRPI	POOR	IRI	178							
																			2015	DIST	NA	RIDE	N/A	PRPI	N/A	IRI	N/A							
																			2016	DIST	NA	RIDE	N/A	PRPI	N/A	IRI	N/A							
																			2017	DIST	NA	RIDE	N/A	PRPI	N/A	IRI	N/A							
																			2018	DIST	NA	RIDE	N/A	PRPI	N/A	IRI	N/A							
																			2019	DIST	NA	RIDE	N/A	PRPI	N/A	IRI	N/A							
																			2020	DIST	NA	RIDE	N/A	PRPI	N/A	IRI	N/A							
																			2021	DIST	NA	RIDE	N/A	PRPI	N/A	IRI	N/A							
																			2022	DIST	NA	RIDE	N/A	PRPI	N/A	IRI	N/A							
																			2023	DIST	NA	RIDE	N/A	PRPI	N/A	IRI	N/A							

REF PT	RIDE	DST	RUT (IN)	IRI	PRPI	AVG NUM (2023) FLT	AC	AVERAGE BLD	RIDE LC	DISTRESS TC	& RUT BC	BP	RT
AVG	N/A	NA	N/A	N/A	N/A	N/A	N/A	N/A	N/A	N/A	N/A	N/A	N/A

REF PT	RIDE	DST	INCH	IRI	PRPI	AVG NUM (2023) FLT	AC	AVERAGE BLD	RIDE LC	DISTRESS TC	& RUT BC	BP	RT	DC	CB	LJS	TJS	FLT	BS	CP	TCS	BU	PVMT TYPE
921	N/A	NA	N/A	N/A	N/A	0.09	15	NA	NA	NA	NA	NA	NA	NA	NA	NA	NA	NA	NA	NA	NA	NA	CONCR

3 OCCURS	DPATH (IN)	COMPONENTS	LSHL WIDTH (FT)	RDWY WIDTH (FT)	RSHL WIDTH (FT)	OIL/CON TYPE	CLS AGG	YEAR	COST THOUS	DSN LFE	PCN	SUB	H
	18.0	SALVAGED AGGR BASE		44.0				2006					
	5.5	HOT BIT PAVEMENT		30.0		PG 58-28	33	2006		20			

ENGLISH

D	HWY	S	D	FROM REF PT	FROM OFFSET (XX)	TO REF PT	TO OFFSET (XX)	LENGTH (XX)	LEFT SHLDR WIDTH	DRVNG LANE WIDTH	RIGHT SHLDR WIDTH	SURF DPTH	BASE DPTH	GRAD WIDTH	FIN WIDTH	TAADT	AADT	ESALS	PAV AGE	EFF PAV AGE	LAST PAV YEAR	PVMT TYPE	PVMT DESC	HWY PTY	FRT LVL	INTL CONS	PREV CONS	LTST CONS	LTST REHAB
1	94	B	W	925.209	0.0000	926.867	0.0000	1.6511	6.5	24.0	8.0	10.0	12.0	41.5	38.5	844	10896 2022	823	20	11			CONCR JOINT UIC	2	2004	2023	2023	CPR_ONLY	
BISMARCK - MAIN AVE TO I-94																			2014	DIST 91	RIDE 2.78	PRPI FAIR	IRI 118						
																			2015	DIST 88	RIDE 2.75	PRPI POOR	IRI 120						
																			2016	DIST 88	RIDE 2.64	PRPI FAIR	IRI 126						
																			2017	DIST 87	RIDE 2.86	PRPI FAIR	IRI 115						
																			2018	DIST 85	RIDE 2.67	PRPI POOR	IRI 124						
																			2019	DIST 85	RIDE 2.66	PRPI POOR	IRI 125						
																			2020	DIST 84	RIDE 2.78	PRPI POOR	IRI 118						
																			2021	DIST 85	RIDE 2.56	PRPI POOR	IRI 129						
																			2022	DIST 82	RIDE 2.85	PRPI POOR	IRI 115						
																			2023	DIST 86	RIDE 2.71	PRPI POOR	IRI 122						

2014 PCN 19244 - CONSTRUCT RIGHT TURN LANE AT REVERE DR INTERSECTION
 2018 PCN 21768 - CONSTRUCT RIGHT TURN LANE AT I94 NW RAMP

REF PT	RIDE	DST	RUT (IN)	IRI IN/MI	PRPI	AVG NUM (2023)		AVERAGE RIDE, DISTRESS & RUT									
						FLT	FLT DC	CB	LJS	LC	TC	TJS	FLT	BS	BP	CP	
925	3.06	87	N/A	104.00	FAIR	0.10	68	0	0	0	4	1	6	0	0	1	
926	2.36	85	N/A	140.00	POOR	0.11	129	0	0	4	0	1	7	0	1	1	
AVG	2.71	86	N/A	122.00	POOR	0.11	99	0	0	2	2	1	7	0	1	1	

6 OCCURS	LSHL DPTH (IN)	RDWY (FT)	RSHL DPTH (FT)	OIL/CON TYPE	CLS AGG	COST YEAR	DSN THOUS	LFE	PCN	SUB	H
GRADE		42.0				2004			14808		1
12.0 SALVAGED BIT BASE		42.0			05	2004			14808		1
10.0 NON-REINF PCC		38.5		AE	S3	2004	2598	30	14808		1
CURB & GUTTER CTRLN-FACE		38.5				2004			14808		1
DOWELED						2004			14808		1
CONCRETE PAVEMENT REPAIR						2023	640	10	23346		1

ENGLISH

D	HWY	S	D	FROM REF PT	FROM OFFSET (XX)	TO REF PT	TO OFFSET (XX)	LENGTH (XX)	LEFT SHLDR WIDTH	DRVNG LANE WIDTH	RIGHT SHLDR WIDTH	SURF DPTH	BASE DPTH	GRAD WIDTH	FIN WIDTH	TAADT	AAADT	ESALS	PAV AGE	EFF PAV AGE	LAST YEAR SEAL	PVMT TYPE	PVMT DESC	HWY PTY	FRT LVL	INTL CONS	PREV CONS	LTST CONS	LTST REHAB																																																																														
1	95	N		0.000	0.0000	0.000	0.1535	0.1535		25.0		5.0	18.0	31.0	25.0	20	1180 1997	10	21	21		FLEX	ASPHT	UCL	2	2003	2003	2003	OVERLAY(HBP)																																																																														
BETWEEN HERITAGE CENTER & DOT BLDG																		2014	DIST	0	RIDE	0.00	PRPI	N/A	IRI	0	2015	DIST	0	RIDE	0.00	PRPI	N/A	IRI	0	2016	DIST	0	RIDE	0.00	PRPI	N/A	IRI	0	2017	DIST	0	RIDE	0.00	PRPI	N/A	IRI	0	2018	DIST	0	RIDE	0.00	PRPI	N/A	IRI	0	2019	DIST	0	RIDE	0.00	PRPI	N/A	IRI	0	2020	DIST	0	RIDE	0.00	PRPI	N/A	IRI	0	2021	DIST	0	RIDE	0.00	PRPI	N/A	IRI	0	2022	DIST	0	RIDE	0.00	PRPI	N/A	IRI	0	2023	DIST	NA	RIDE	N/A	PRPI	N/A	IRI	N/A

REF PT	RIDE	DST	RUT (IN)	IRI IN/MI	PRPI	AVG NUM (2002) AVERAGE RIDE, DISTRESS & RUT									
						FLT	FLT	AC	BLD	LC	TC	BC	RW	BP	RT
0	N/A	NA	N/A	N/A	N/A	N/A	N/A	N/A	N/A	N/A	N/A	N/A	N/A	N/A	N/A
AVG	N/A	NA	N/A	N/A	N/A	N/A	N/A	N/A	N/A	N/A	N/A	N/A	N/A	N/A	N/A

6 OCCURS		LSHL	RDWY	RSHL	OIL/CON	CLS	COST	DSN			
DPTH (IN)	COMPONENTS	WDTH (FT)	WDTH (FT)	WDTH (FT)	TYPE	AGG	THOUS	LFE	PCN	SUB	H
	MILLING						1988				
	HOT BIT PAVEMENT						1988	8			
	GRADE						1992				
	HOT BIT PAVEMENT						1992	11			
18.0	AGGREGATE BASE	25.0				05	2003		15401	1	
5.0	HOT BIT PAVEMENT	25.0			PG 58-28	31	2003	330	30	15401	1

ENGLISH

D	HWY	S	D	FROM REF PT	FROM OFFSET (XX)	TO REF PT	TO OFFSET (XX)	LENGTH (XX)	LEFT SHLDR WIDTH	DRVNG LANE WIDTH	RIGHT SHLDR WIDTH	SURF DPTH	BASE DPTH	GRAD WIDTH	FIN WIDTH	TAADT	AADT	ESALS	PAV AGE	EFF PAV AGE	LAST YEAR SEAL	PVMT TYPE	PVMT DESC	HWY PTY	FRT LVL	INTL CONS	PREV CONS	LTST CONS	LTST REHAB																	
1	194	E		0.000	0.0000	0.000	0.5240	0.5240	4.0	24.0	10.0	11.0	4.0	48.0	38.0	320	12700 2022	234	14	14	2019	COMPO	AOCRC	UI	1	2010	2019	2019	SLURRY SEAL																	
EAST MIDWAY INT TO END CONC SECTION																		2014	DIST	88	RIDE	3.46	PRPI	GOOD	IRI	85																				

REF PT	RIDE	DST	RUT (IN)	IRI IN/MI	PRPI	AVG NUM (2023) FLT	NUM (2023) FLT	AC	BLD	LC	TC	BC	RW	BP	RT
0	3.63	90	0.17	78.00	GOOD	N/A	N/A	3	0	3	3	0	0	0	0
AVG	3.63	90	0.17	78.00	GOOD	N/A	N/A	3	0	3	3	0	0	0	0

18 OCCURS DPTH (IN)	COMPONENTS	LSHL WIDTH (FT)	RDWY WIDTH (FT)	RSHL WIDTH (FT)	OIL/CON TYPE	CLS AGG	YEAR	COST THOUS	DSN LFE	PCN	SUB	H
	GRADE		48.0				1964	15				
	C-C 84 FEET						1965					
3.0	SAND BASE		27.0				1965					
8.0	CONT - REINF PCC		24.0				1965	52	20			
5.5	AGGREGATE BASE		19.0				1965					
2.0	PLANT MIX BIT BASE		16.0		120-150		1965					
3.0	HOT BIT PAVEMENT	3.0		10.0	120-150		1965	52				
	RECLAMITE	3.0		10.0			1965					
	CONCRETE PAVEMENT REPAIR		24.0				2010			16762		1
3.0	HBP-SUPERPAVE-FAA 45	4.0	24.0		PG 64-28	SP	2010		20	16762		1
3.0	HOT BIT PAVEMENT			10.0	PG 58-28	27	2010			16762		1
	MICROSURFACING		24.0	10.0		MC	2010			16762		1
	FEDERAL AID SAND SEAL	4.0			CRS2P	45	2010			16762		1
	CONCRETE PAVEMENT REPAIR		24.0				2019			21943		1
-2.0	MILLING		38.0				2019			21943		1
2.0	HBP-SUPERPAVE-FAA 45	4.0	24.0	10.0	PG58H28	SP	2019	241	7	21943		1
	SLURRY SEAL	4.0	24.0	.5	CQS-1H	10	2019			21943		1
	FEDERAL AID SAND SEAL			9.5	CRS2P	45	2019			21943		1

ENGLISH

D	HWY	S	D	FROM REF PT	FROM OFFSET (XX)	TO REF PT	TO OFFSET (XX)	LENGTH (XX)	LEFT SHLDR WIDTH	DRVNG LANE WIDTH	RIGHT SHLDR WIDTH	SURF DPTH	BASE DPTH	GRAD WIDTH	FIN WIDTH	TAADT	AADT	ESALS	PAV AGE	EFF PAV AGE	LAST YEAR SEAL	PVMT TYPE	PVMT DESC	HWY PTY	FRT LVL	INTL CONS	PREV CONS	LTST CONS	LTST REHAB
1	194	E		0.000	0.5240	1.072	0.0000	0.5298	4.0	24.0	10.0	11.0	4.0	48.0	38.0	320	12700	141	14	14	2019	FLEX	ASPHT	UI	1	2010	2019	2019	SLURRY SEAL
END CONC. SECTION TO START 810 SEC.																		2014	DIST	NA	RIDE	N/A	PRPI	N/A	IRI	N/A			
																		2015	DIST	NA	RIDE	N/A	PRPI	N/A	IRI	N/A			
																		2016	DIST	NA	RIDE	N/A	PRPI	N/A	IRI	N/A			
																		2017	DIST	NA	RIDE	N/A	PRPI	N/A	IRI	N/A			
																		2018	DIST	NA	RIDE	N/A	PRPI	N/A	IRI	N/A			
																		2019	DIST	NA	RIDE	N/A	PRPI	N/A	IRI	N/A			
																		2020	DIST	NA	RIDE	N/A	PRPI	N/A	IRI	N/A			
																		2021	DIST	NA	RIDE	N/A	PRPI	N/A	IRI	N/A			
																		2022	DIST	NA	RIDE	N/A	PRPI	N/A	IRI	N/A			
																		2023	DIST	NA	RIDE	N/A	PRPI	N/A	IRI	N/A			

54 FEET CC 1996 SEAL HFRS2P.
1999-PCNI3091-RP001.048-W MEMORIAL BR. INTER. SB-EXPANSION JOINT MOD.
STRIP SEAL(SOUTH ABUTMENT).
INTERMITTENT PATCH - PCN 14670 REF PT .520 - 1.000 -YR 2001
PCN 15516 - YR 2003 - INTERMITTENT PATCHING 1.5" FROM 0.661 TO 0.756

REF PT	RIDE	DST	RUT (IN)	IRI IN/MI	PRPI	AVG NUM (2023) FLT	AVG NUM (2023) FLT AC	AVERAGE BLD	AVERAGE LC	AVERAGE TC	AVERAGE BC	AVERAGE RW	AVERAGE BP	AVERAGE RT
1	N/A	NA	N/A	N/A	N/A	N/A	N/A	N/A	N/A	N/A	N/A	N/A	N/A	N/A
AVG	N/A	NA	N/A	N/A	N/A	N/A	N/A	N/A	N/A	N/A	N/A	N/A	N/A	N/A

15 OCCURS DPTH (IN)	COMPONENTS	LSHL WIDTH (FT)	RDWY WIDTH (FT)	RSHL WIDTH (FT)	OIL/CON TYPE	CLS AGG	YEAR	COST THOUS	DSN LFE	PCN	SUB	H
	GRADE		48.0				1979					
4.0	AGGREGATE BASE		46.0				1981					
8.0	HOT BIT PAVEMENT		39.0				1981	437	20			
	CONTRACT CHIP SEAL		39.0				1996	134				
	STRUCTURAL ITEMS						1999	33		13091		1
	INT CONT PATCH-1.25"		37.0		PG 58-28	27	2001	54		14670		1
3.0	HBP-SUPERPAVE-FAA 45	4.0	24.0		PG 64-28	SP	2010		20	16762		1
3.0	HOT BIT PAVEMENT			10.0	PG 58-28	27	2010			16762		1
	MICROSURFACING		24.0	10.0	MC	2010				16762		1
	FEDERAL AID SAND SEAL	4.0			CRS2P	45	2010			16762		1
	CONCRETE PAVEMENT REPAIR		24.0				2019			21943		1
-2.0	MILLING		38.0				2019			21943		1
2.0	HBP-SUPERPAVE-FAA 45	4.0	24.0	10.0	PG58H28	SP	2019	255	7	21943		1
	SLURRY SEAL	4.0	24.0	.5	CQS-1H	10	2019			21943		1
	FEDERAL AID SAND SEAL			9.5	CRS2P	45	2019			21943		1

ENGLISH

D	HWY	S	D	FROM REF PT	FROM OFFSET (XX)	TO REF PT	TO OFFSET (XX)	LENGTH (XX)	LEFT SHLDR WIDTH	DRVNG LANE WIDTH	RIGHT SHLDR WIDTH	SURF DPTH	BASE DPTH	GRAD WIDTH	FIN WIDTH	TAADT	AADT	ESALS	PAV AGE	EFF PAV AGE	LAST YEAR SEAL	PVMT TYPE	PVMT DESC	HWY PTY	FRT LVL	INTL CONS	PREV CONS	LTST CONS	LTST REHAB																	
1	194	W		0.000	0.0000	0.000	0.5240	0.5240	10.0	24.0	4.0	11.0	4.0	48.0	38.0	345	12730 2022	245	14	14	2019	COMPO	AOCRC	UI	1	2010	2019	2019	SLURRY SEAL																	
EAST MIDWAY INT TO END CONC SECTION																		2014	DIST	85	RIDE	4.00	PRPI	GOOD	IRI	61																				

REF PT	RIDE	DST	RUT (IN)	IRI IN/MI	PRPI	AVG NUM (2023) FLT	AC	BLD	LC	TC	BC	RW	BP	RT
0	4.13	86	0.19	55.00	GOOD	N/A	N/A	3	0	1	3	0	0	6
AVG	4.13	86	0.19	55.00	GOOD	N/A	N/A	3	0	1	3	0	0	6

18 OCCURS DPTH (IN)	COMPONENTS	LSHL WIDTH (FT)	RDWY WIDTH (FT)	RSHL WIDTH (FT)	OIL/CON TYPE	CLS AGG	YEAR	COST THOUS	DSN LFE	PCN	SUB	H
3.0	SAND BASE GRADE		48.0				1964	15				
8.0	CONT - REINF PCC C-C 84 FEET		27.0				1965	52	20			
5.5	AGGREGATE BASE	9.5		9.5			1965					
2.0	PLANT MIX BIT BASE	8.0		8.0	120-150		1965					
3.0	HOT BIT PAVEMENT RECLAMITE	10.0		3.0	120-150		1965	52				
3.0	HBP-SUPERPAVE-FAA 45	10.0		3.0			1965					
3.0	HOT BIT PAVEMENT MICROSURFACING	10.0	24.0				2010			16762		1
3.0	FEDERAL AID SAND SEAL CONCRETE PAVEMENT REPAIR		24.0	4.0	PG 64-28	SP	2010		20	16762		1
3.0	HOT BIT PAVEMENT	10.0			PG 58-28	27	2010			16762		1
3.0	HOT BIT PAVEMENT	10.0	24.0			MC	2010			16762		1
3.0	FEDERAL AID SAND SEAL CONCRETE PAVEMENT REPAIR		24.0	4.0	CRS2P	45	2010			16762		1
-2.0	MILLING		38.0				2019			21943		1
2.0	HBP-SUPERPAVE-FAA 45	4.0	24.0	10.0	PG58H28	SP	2019	250	7	21943		1
2.0	SLURRY SEAL	4.0	24.0	.5	CQS-1H	10	2019			21943		1
2.0	FEDERAL AID SAND SEAL		24.0	9.5	CRS2P	45	2019			21943		1

ENGLISH

D	HWY	S	D	FROM REF	FROM PT	TO REF	TO PT	LENGTH (XX)	LEFT SHLDR WIDTH	DRVNG LANE WIDTH	RIGHT SHLDR WIDTH	SURF DPTH	BASE DPTH	GRAD WIDTH	FIN WIDTH	TAADT	AAADT	ESALS	PAV AGE	EFF PAV AGE	LAST YEAR SEAL	PVMT TYPE	PVMT DESC	HWY PTY	FRT LVL	INTL CONS	PREV CONS	LTST CONS	LTST REHAB						
1	194	W		0.000	0.5240	1.072	0.0000	0.5304	10.0	24.0	4.0	11.0	4.0	48.0	38.0	345	12730 2022	152	14	14	2019	FLEX	ASPHT	UI	1	2010	2019	2019	SLURRY SEAL						
END CONC. SECTION TO START 810 SEC.																		2014	DIST	NA	RIDE	N/A	PRPI	N/A	IRI	N/A									
																		2015	DIST	NA	RIDE	N/A	PRPI	N/A	IRI	N/A									
																		2016	DIST	NA	RIDE	N/A	PRPI	N/A	IRI	N/A									
																		2017	DIST	NA	RIDE	N/A	PRPI	N/A	IRI	N/A									
																		2018	DIST	NA	RIDE	N/A	PRPI	N/A	IRI	N/A									
																		2019	DIST	NA	RIDE	N/A	PRPI	N/A	IRI	N/A									
																		2020	DIST	NA	RIDE	N/A	PRPI	N/A	IRI	N/A									
																		2021	DIST	NA	RIDE	N/A	PRPI	N/A	IRI	N/A									
																		2022	DIST	NA	RIDE	N/A	PRPI	N/A	IRI	N/A									
																		2023	DIST	NA	RIDE	N/A	PRPI	N/A	IRI	N/A									

54 FEET CC 1996 SEAL HFRS2P.
INTERMITTENT PATCH PCN 14670 REF .527 - 1.000_- YR 2001

REF PT	RIDE	DST	RUT (IN)	IRI IN/MI	PRPI	AVG NUM (2023) FLT	AVG NUM (2023) FLT AC	AVERAGE BLD	AVERAGE LC	AVERAGE TC	AVERAGE BC	AVERAGE RW	AVERAGE BP	AVERAGE RT
1	N/A	NA	N/A	N/A	N/A	N/A	N/A	N/A	N/A	N/A	N/A	N/A	N/A	N/A
AVG	N/A	NA	N/A	N/A	N/A	N/A	N/A	N/A	N/A	N/A	N/A	N/A	N/A	N/A

14 OCCURS DPTH (IN)	COMPONENTS	LSHL WIDTH (FT)	RDWY WIDTH (FT)	RSHL WIDTH (FT)	OIL/CON TYPE	CLS AGG	YEAR	COST THOUS	DSN LFE	PCN	SUB	H
	GRADE		48.0				1979					
4.0	AGGREGATE BASE		46.0				1981					
8.0	HOT BIT PAVEMENT		39.0				1981	437	20			
	CONTRACT CHIP SEAL		39.0				1996	133				
	INT CONT PATCH-1.25"		37.0		PG 58-28	27	2001	54		14670	1	
3.0	HBP-SUPERPAVE-FAA 45		24.0	4.0	PG 64-28	SP	2010		20	16762	1	
3.0	HOT BIT PAVEMENT	10.0			PG 58-28	27	2010			16762	1	
	MICROSURFACING	10.0	24.0		MC		2010			16762	1	
	FEDERAL AID SAND SEAL			4.0	CRS2P	45	2010			16762	1	
	CONCRETE PAVEMENT REPAIR		24.0				2019			21943	1	
-2.0	MILLING		38.0				2019			21943	1	
2.0	HBP-SUPERPAVE-FAA 45	4.0	24.0	10.0	PG58H28	SP	2019	250	7	21943	1	
	SLURRY SEAL	4.0	24.0		.5 CQS-1H	10	2019			21943	1	
	FEDERAL AID SAND SEAL			9.5	CRS2P	45	2019			21943	1	

ENGLISH

D	HWY	S	D	FROM REF	FROM PT	TO REF	TO PT	LENGTH (XX)	LEFT SHLDR WIDTH	DRVNG LANE WIDTH	RIGHT SHLDR WIDTH	SURF DPTH	BASE DPTH	GRAD WDTN	FIN WDTN	TAADT	AAADT	ESALS	PAV AGE	EFF PAV AGE	LAST YEAR SEAL	PVMT TYPE	PVMT DESC	HWY PTY	FRT LVL	INTL CONS	PREV CONS	LTST CONS	LTST REHAB																																																																				
1	200	E		157.781	0.0000	169.952	0.0000	12.1702	1.7	24.0	1.7	5.5	7.0	36.0	28.0	151	576 2023	93	71	18	2021	FLEX	ASPHT	RSC	1	1953	1984	2019	C CHIP SEAL																																																																				
JCT 200A N TO JCT 1806																		2014	DIST 83	RIDE	3.07	PRPI	GOOD	IRI	104	2015	DIST 82	RIDE	2.94	PRPI	POOR	IRI	110	2016	DIST 79	RIDE	2.64	PRPI	POOR	IRI	126	2017	DIST 79	RIDE	2.59	PRPI	POOR	IRI	128	2018	DIST 88	RIDE	2.37	PRPI	POOR	IRI	140	2019	DIST 99	RIDE	4.30	PRPI	GOOD	IRI	47	2020	DIST 98	RIDE	4.12	PRPI	GOOD	IRI	55	2021	DIST 97	RIDE	4.11	PRPI	GOOD	IRI	55	2022	DIST 97	RIDE	3.99	PRPI	GOOD	IRI	61	2023	DIST 90	RIDE	3.94	PRPI	GOOD	IRI	63

REF PT	RIDE	DST	RUT (IN)	IRI IN/MI	PRPI	AVG NUM (2023) AVERAGE RIDE, DISTRESS & RUT																											
FLT	FLT	AC	BLD	LC	TC	BC	RW	BP	RT																								
158	4.28	97	0.18	48.00	GOOD	N/A	N/A	0	0	0	2	0	0	0	0	0	0	0	0	0	0	0	0	0	0	0	0	0	0	0	0		
159	4.17	87	0.17	53.00	GOOD	N/A	N/A	3	0	1	2	0	0	0	0	0	0	0	0	0	0	0	0	0	0	0	0	0	0	0	0		
160	4.13	92	0.14	55.00	GOOD	N/A	N/A	3	0	1	3	0	0	0	0	0	0	0	0	0	0	0	0	0	0	0	0	0	0	0	0		
161	3.82	87	0.22	69.00	GOOD	N/A	N/A	3	0	0	3	0	0	0	0	0	0	0	0	0	0	0	0	0	0	0	0	0	0	0	0		
162	3.70	87	0.23	74.00	GOOD	N/A	N/A	3	0	0	3	0	0	0	0	0	0	0	0	0	0	0	0	0	0	0	0	0	0	0	0		
163	3.76	89	0.26	72.00	GOOD	N/A	N/A	0	0	0	4	0	0	0	0	0	0	0	0	0	0	0	0	0	0	0	0	0	0	0	0	0	
164	4.13	94	0.18	55.00	GOOD	N/A	N/A	0	0	0	5	0	0	0	0	0	0	0	0	0	0	0	0	0	0	0	0	0	0	0	0	0	
165	4.10	89	0.21	56.00	GOOD	N/A	N/A	0	0	0	4	0	0	0	0	0	0	0	0	0	0	0	0	0	0	0	0	0	0	0	0	0	
166	4.08	95	0.19	58.00	GOOD	N/A	N/A	0	0	0	4	0	0	0	0	0	0	0	0	0	0	0	0	0	0	0	0	0	0	0	0	0	
167	3.67	86	0.20	76.00	GOOD	N/A	N/A	3	0	0	4	0	0	0	0	0	0	0	0	0	0	0	0	0	0	0	0	0	0	0	0	0	
168	3.74	87	0.24	73.00	GOOD	N/A	N/A	3	0	0	3	0	0	0	0	0	0	0	0	0	0	0	0	0	0	0	0	0	0	0	0	0	
169	3.74	87	0.24	73.00	GOOD	N/A	N/A	3	0	0	3	0	0	0	0	0	0	0	0	0	0	0	0	0	0	0	0	0	0	0	0	0	
AVG	3.94	90	0.21	63.50	GOOD	N/A	N/A	2	0	0	3	0	0	0	0	0	0	0	0	0	0	0	0	0	0	0	0	0	0	0	0	0	0

12 OCCURS		LSHL WDTN	RDWY WDTN	RSHL WDTN	OIL/CON TYPE	CLS AGG	YEAR	COST THOUS	DSN LFE	PCN	SUB	H
DPTH (IN)		(FT)	(FT)	(FT)								
GRADE			36.0				1950					
5.0 AGGREGATE BASE			34.0				1953					
2.0 STABILIZED BASE			32.0				1953					
2.5 HOT BIT PAVEMENT			22.0		150-200		1953	235	20			
2.0 HOT BIT PAVEMENT			28.0		120-150		1984	954	14			
CONTRACT CHIP SEAL			28.0		MC-3000		1985	107				
DRIVE SLOPE FLATTENING							1986	27				
INT CONT PATCH-1.25"			26.0		PG 58-28	27	2005			15646	1	
DISTRICT CHIP SEAL		3.0	26.0	3.0	CRS2P	43	2007	216				
-1.0 MILLING			28.0				2019			21921	1	
2.0 HBP-SUPERPAVE-FAA 42		1.7	24.0	1.7	PG 58S28	SP	2019	1921	7	21921	1	
CONTRACT CHIP SEAL			27.5		CRS2P	41	2021	367		22853	1	

ENGLISH

D	HWY	S	D	FROM REF	FROM PT	TO REF	TO PT	LENGTH (XX)	LEFT SHLDR WIDTH	DRVNG LANE WIDTH	RIGHT SHLDR WIDTH	SURF DPTH	BASE DPTH	GRAD WIDTH	FIN WIDTH	TAADT	AAADT	ESALS	PAV AGE	EFF PAV AGE	LAST YEAR SEAL	PVMT TYPE	PVMT DESC	HWY PTY	FRT LVL	INTL CONS	PREV CONS	LTST CONS	LTST REHAB																																																																														
1	200	E		169.952	0.0000	174.000	0.5060	4.5655	3.0	24.0	3.0	8.5	7.0	36.0	30.0	240	1155 2023	149	11	11	2016	FLEX	ASPHT	RSC	1	2013	2013	2013	F CHIP SEAL																																																																														
JCT 1806 N TO PICK CITY																		2014	DIST	88	RIDE	4.28	PRPI	GOOD	IRI	48	2015	DIST	84	RIDE	4.23	PRPI	GOOD	IRI	51	2016	DIST	80	RIDE	4.06	PRPI	GOOD	IRI	58	2017	DIST	80	RIDE	4.01	PRPI	GOOD	IRI	60	2018	DIST	91	RIDE	3.88	PRPI	GOOD	IRI	66	2019	DIST	93	RIDE	3.93	PRPI	GOOD	IRI	63	2020	DIST	86	RIDE	3.87	PRPI	GOOD	IRI	66	2021	DIST	86	RIDE	3.86	PRPI	GOOD	IRI	67	2022	DIST	86	RIDE	3.73	PRPI	GOOD	IRI	73	2023	DIST	86	RIDE	3.77	PRPI	GOOD	IRI	71

REF PT	RIDE	DST	RUT (IN)	IRI IN/MI	PRPI	AVG NUM (2023) FLT	AC	BLD	LC	TC	BC	RW	BP	RT
170	3.99	87	0.23	62.00	GOOD	N/A	N/A	3	0	0	3	0	0	6
171	4.02	86	0.23	60.00	GOOD	N/A	N/A	3	0	1	3	0	0	6
172	3.76	88	0.21	72.00	GOOD	N/A	N/A	3	0	0	2	0	0	6
173	4.00	88	0.31	61.00	GOOD	N/A	N/A	3	0	0	2	0	0	6
174	3.09	79	0.39	103.00	GOOD	N/A	N/A	3	0	1	2	0	0	14
AVG	3.77	86	0.27	71.60	GOOD	N/A	N/A	3	0	0	2	0	0	8

13 OCCURS	LSHL WIDTH (FT)	RDWY WIDTH (FT)	RSHL WIDTH (FT)	OIL/CON TYPE	CLS AGG	YEAR	COST THOUS	DSN LFE	PCN	SUB	H
GRADE	36.0					1950					
5.0 AGGREGATE BASE		34.0				1953					
2.0 STABILIZED BASE		32.0				1953					
2.5 HOT BIT PAVEMENT		22.0		150-200		1953	88	20			
2.0 HOT BIT PAVEMENT		28.0		120-150		1984	358	14			
CONTRACT CHIP SEAL		28.0		MC-3000		1985	40				
DRIVE SLOPE FLATTENING						1986	10				
.5 MICROSURFACING		24.0				2001			13955		1
INT CONT PATCH-2.0" WIDENING		26.0		PG 58-28	29	2010			18705		1
4.0 HBP-SUPERPAVE-FAA 42	3.0		3.0	PG 58-28	SP	2013			17714		1
2.0 HBP-SUPERPAVE-FAA 42	3.0		3.0	PG 58-28	SP	2013	3003	20	17714		1
FEDERAL AID CHIP SEAL		30.0		CRS2P	41	2016	155		21415		1

NDDOT RIMS HIGHWAY PROJECTS - HIGHWAY COMPONENTS
 HIGHWAY COMPONENTS DISTRICT INFO BOOK
 FOR BISMARCK DISTRICT

ENGLISH

D	HWY	S	D	FROM REF	FROM PT	TO REF	TO PT	LENGTH	LEFT SHLDR	DRVNG LANE	RIGHT SHLDR	SURF DPTH	BASE DPTH	GRAD WIDTH	FIN WIDTH	TAADT	AAADT	ESALS	PAV AGE	EFF PAV AGE	LAST YEAR SEAL	PVMT TYPE	PVMT DESC	HWY PTY	FRT LVL	INTL CONS	PREV CONS	LTST CONS	LTST REHAB																																																																														
1	200	E		174.000	0.5060	174.000	0.7920	0.2860	3.0	24.0	3.0	6.5	7.0	36.0	30.0	240	1150 2023	228	11	11	2016	FLEX	ASPHT	RSC	1	2013	2013	2013	F CHIP SEAL																																																																														
PICK CITY																		2014	DIST	NA	RIDE	N/A	PRPI	N/A	IRI	N/A	2015	DIST	NA	RIDE	N/A	PRPI	N/A	IRI	N/A	2016	DIST	NA	RIDE	N/A	PRPI	N/A	IRI	N/A	2017	DIST	NA	RIDE	N/A	PRPI	N/A	IRI	N/A	2018	DIST	NA	RIDE	N/A	PRPI	N/A	IRI	N/A	2019	DIST	NA	RIDE	N/A	PRPI	N/A	IRI	N/A	2020	DIST	NA	RIDE	N/A	PRPI	N/A	IRI	N/A	2021	DIST	NA	RIDE	N/A	PRPI	N/A	IRI	N/A	2022	DIST	NA	RIDE	N/A	PRPI	N/A	IRI	N/A	2023	DIST	NA	RIDE	N/A	PRPI	N/A	IRI	N/A

REF PT	RIDE	DST	RUT (IN)	IRI IN/MI	PRPI	AVG NUM (2023) FLT	NUM AC	AVERAGE BLD	RIDE LC	DISTRESS TC	& RT BC	RUT RW	BP	RT
AVG	N/A	NA	N/A	N/A	N/A	N/A	N/A	N/A	N/A	N/A	N/A	N/A	N/A	N/A

11 OCCURS DPTH (IN)	COMPONENTS	LSHL WIDTH (FT)	RDWY WIDTH (FT)	RSHL WIDTH (FT)	OIL/CON TYPE	CLS AGG	YEAR	COST THOUS	DSN LFE	PCN	SUB	H
	GRADE		36.0				1950	6				
5.0	AGGREGATE BASE		34.0				1953					
2.0	STABILIZED BASE		32.0				1953					
2.5	HOT BIT PAVEMENT		22.0		150-200		1953	7	20			
-1.0	MILLING		22.0				1988					
3.0	HOT BIT PAVEMENT		28.0		120-150		1988		5			
.5	MICROSURFACING		24.0				2001			13955		1
	WIDENING	3.0		3.0			2013			17714		1
4.0	HBP-SUPERPAVE-FAA 42	3.0		3.0	PG 58-28	SP	2013			17714		1
2.0	HBP-SUPERPAVE-FAA 42		24.0		PG 58-28	SP	2013	188	20	17714		1
	FEDERAL AID CHIP SEAL		30.0		CRS2P	41	2016	10		21415		1

ENGLISH

D	HWY	S	D	FROM REF	FROM PT	TO REF	TO PT	LENGTH	LEFT SHLDR	DRVNG LANE	RIGHT SHLDR	SURF DPTH	BASE DPTH	GRAD WIDTH	FIN WIDTH	TAADT	AAADT	ESALS	PAV AGE	EFF PAV AGE	LAST YEAR	SEAL	PVMT TYPE	PVMT DESC	HWY PTY	FRT LVL	INTL CONS	PREV CONS	LTST CONS	LTST REHAB					
1	200	E		174.000	0.7920	175.000	0.0400	0.2490	8.5	24.0	8.5	10.0	7.0	45.0	41.0	240	1125 2023	233	11	11	2016		FLEX	ASPHT	RSC	1	2013	2013	2013	F CHIP SEAL					
PICK CITY																		2014	DIST	NA	RIDE	N/A	PRPI	N/A	IRI	N/A									
																		2015	DIST	NA	RIDE	N/A	PRPI	N/A	IRI	N/A									
																		2016	DIST	NA	RIDE	N/A	PRPI	N/A	IRI	N/A									
																		2017	DIST	NA	RIDE	N/A	PRPI	N/A	IRI	N/A									
																		2018	DIST	NA	RIDE	N/A	PRPI	N/A	IRI	N/A									
																		2019	DIST	NA	RIDE	N/A	PRPI	N/A	IRI	N/A									
																		2020	DIST	NA	RIDE	N/A	PRPI	N/A	IRI	N/A									
																		2021	DIST	NA	RIDE	N/A	PRPI	N/A	IRI	N/A									
																		2022	DIST	NA	RIDE	N/A	PRPI	N/A	IRI	N/A									
																		2023	DIST	NA	RIDE	N/A	PRPI	N/A	IRI	N/A									

REF PT	RUT RIDE	DST	IRI (IN)	IN/MI	PRPI	AVG NUM (2023)	AVG RIDE	DISTRESS	& RUT						
						FLT	FLT	AC	BLD	LC	TC	BC	RW	BP	RT
AVG	N/A	NA	N/A	N/A	N/A	N/A	N/A	N/A	N/A	N/A	N/A	N/A	N/A	N/A	N/A

11 OCCURS	DPATH	COMPONENTS	LSHL WIDTH (FT)	RDWY WIDTH (FT)	RSHL WIDTH (FT)	OIL/CON TYPE	CLS AGG	YEAR	COST THOUS	DSN LFE	PCN	SUB	H
		GRADE		36.0				1950	6				
		5.0 AGGREGATE BASE		34.0				1953					
		2.0 STABILIZED BASE		32.0				1953					
		2.5 HOT BIT PAVEMENT		22.0		150-200		1953	7	20			
		CURB & GUTTER FACE-FACE		44.0				1988					
		-2.5 MILLING		22.0				1988					
		8.0 HOT BIT PAVEMENT		41.0		120-150		1988		20			
		CONTRACT CHIP SEAL		41.0		MC-3000		1990	2				
		.5 MICROSURFACING		24.0				2001			13955	1	
		2.0 HBP-SUPERPAVE-FAA 42		41.0		PG 58-28	SP	2013	164	20	17714	1	
		FEDERAL AID CHIP SEAL		41.0		CRS2P	41	2016	8		21415	1	

ENGLISH

D	HWY	S	D	FROM REF	FROM PT	TO REF	TO PT	LENGTH (XX)	LEFT SHLDR WIDTH	DRVNG LANE WIDTH	RIGHT SHLDR WIDTH	SURF DPTH	BASE DPTH	GRAD WIDTH	FIN WIDTH	TAADT	AAADT	ESALS	PAV AGE	EFF PAV AGE	LAST YEAR SEAL	PVMT TYPE	PVMT DESC	HWY PTY	FRT LVL	INTL CONS	PREV CONS	LTST CONS	LTST REHAB
1	200	E		175.000	0.0400	175.000	0.6470	0.6070	3.0	24.0	3.0	8.5	7.0	36.0	30.0	241	1126 2023	152	11	11	2016	FLEX	ASPHT	RSC	1	2013	2013	2013	F CHIP SEAL
PICK CITY EAST																		2014	DIST 82	RIDE 3.99	PRPI	GOOD	IRI	62					
																		2015	DIST 82	RIDE 3.93	PRPI	GOOD	IRI	64					
																		2016	DIST 76	RIDE 3.73	PRPI	GOOD	IRI	73					
																		2017	DIST 73	RIDE 3.78	PRPI	GOOD	IRI	71					
																		2018	DIST 86	RIDE 3.65	PRPI	GOOD	IRI	77					
																		2019	DIST 89	RIDE 3.68	PRPI	GOOD	IRI	75					
																		2020	DIST 88	RIDE 3.60	PRPI	GOOD	IRI	79					
																		2021	DIST 88	RIDE 3.65	PRPI	GOOD	IRI	77					
																		2022	DIST 87	RIDE 3.58	PRPI	GOOD	IRI	80					
																		2023	DIST 88	RIDE 3.53	PRPI	GOOD	IRI	83					

REF PT	RIDE	DST	RUT (IN)	IRI IN/MI	PRPI	AVG NUM (2023) FLT	AC	BLD	LC	TC	BC	RW	BP	RT
175	3.53	88	0.28	83.00	GOOD	N/A	N/A	3	0	0	2	0	0	6
AVG	3.53	88	0.28	83.00	GOOD	N/A	N/A	3	0	0	2	0	0	6

13 OCCURS DPTH (IN)	COMPONENTS	LSHL WIDTH (FT)	RDWY WIDTH (FT)	RSHL WIDTH (FT)	OIL/CON TYPE	CLS AGG	YEAR	COST THOUS	DSN LFE	PCN	SUB	H
	GRADE		36.0				1950	7				
5.0	AGGREGATE BASE		34.0				1953					
2.0	STABILIZED BASE		32.0				1953					
2.5	HOT BIT PAVEMENT		22.0		150-200		1953	10	20			
2.0	HOT BIT PAVEMENT		28.0		120-150		1984	55	15			
	DRIVE SLOPE FLATTENING						1986	2				
	CONTRACT CHIP SEAL		28.0		MC-3000		1990	5				
.5	MICROSURFACING		24.0				2001			13955		1
	INT CONT PATCH-1.5"		26.0		PG 58-28	29	2010			18705		1
	WIDENING	3.0		3.0			2013			17714		1
4.0	HBP-SUPERPAVE-FAA 42	3.0		3.0	PG 58-28	SP	2013			17714		1
2.0	HBP-SUPERPAVE-FAA 42		24.0		PG 58-28	SP	2013	399	20	17714		1
	FEDERAL AID CHIP SEAL		30.0		CRS2P	41	2016	21		21415		1

NDDOT RIMS HIGHWAY PROJECTS - HIGHWAY COMPONENTS
HIGHWAY COMPONENTS DISTRICT INFO BOOK
FOR BISMARCK DISTRICT

ENGLISH

D	HWY	S	D	FROM REF	FROM PT	TO REF	TO PT	TO OFFSET (XX)	LENGTH (XX)	LEFT SHLDR WIDTH	DRVNG LANE WIDTH	RIGHT SHLDR WIDTH	SURF DPTH	BASE DPTH	GRAD WIDTH	FIN WIDTH	TAADT	AAADT	ESALS	PAV AGE	EFF PAV AGE	LAST YEAR SEAL	PVMT TYPE	PVMT DESC	HWY PTY	FRT LVL	INTL CONS	PREV CONS	LTST CONS	LTST REHAB					
1	200	E		175.000	0.6470	178.000	0.2660	2.6309		2.0	24.0	2.0	12.0	7.0	44.0	36.0	244	1178 2023	152	11	11	2016	FLEX	ASPHT	RSC	1	2013	2013	2013	F CHIP SEAL					
E OF PICK CITY E TO SPILLWAY BRIDGE																				2014	DIST 84	RIDE 4.05	PRPI	GOOD	IRI 59										
																				2015	DIST 77	RIDE 4.05	PRPI	GOOD	IRI 59										
																				2016	DIST 77	RIDE 3.83	PRPI	GOOD	IRI 68										
																				2017	DIST 76	RIDE 3.78	PRPI	GOOD	IRI 71										
																				2018	DIST 90	RIDE 3.49	PRPI	GOOD	IRI 84										
																				2019	DIST 88	RIDE 3.60	PRPI	GOOD	IRI 79										
																				2020	DIST 83	RIDE 3.42	PRPI	GOOD	IRI 88										
																				2021	DIST 87	RIDE 3.43	PRPI	GOOD	IRI 87										
																				2022	DIST 85	RIDE 3.23	PRPI	GOOD	IRI 96										
																				2023	DIST 86	RIDE 3.32	PRPI	GOOD	IRI 92										

REF PT	RIDE	DST	RUT (IN)	IRI IN/MI	PRPI	AVG NUM (2023) FLT	NUM (2023) FLT AC	AVERAGE BLD	RIDE LC	DISTRESS TC	& RT BC	RUT BP	RUT RT
176	3.66	86	0.32	76.00	GOOD	N/A	N/A	3	0	4	0	0	6
177	3.24	87	0.33	96.00	GOOD	N/A	N/A	3	0	2	0	0	6
178	3.06	86	0.28	105.00	FAIR	N/A	N/A	3	0	3	0	0	6
AVG	3.32	86	0.31	92.33	GOOD	N/A	N/A	3	0	3	0	0	6

13 OCCURS	DPATH (IN)	COMPONENTS	LSHL WIDTH (FT)	RDWY WIDTH (FT)	RSHL WIDTH (FT)	OIL/CON TYPE	CLS AGG	YEAR	COST THOUS	DSN LFE	PCN	SUB	H
		GRADE		44.0				1955					
	5.0	AGGREGATE BASE		40.0				1955					
	2.0	STABILIZED BASE		39.0				1955					
	2.5	HOT BIT PAVEMENT		24.0		120-150		1955		20			
	1.5	HOT BIT PAVEMENT		36.0		120-150		1963					
	1.5	HOT BIT PAVEMENT		24.0		120-150		1963		20			
		DRIVE SLOPE FLATTENING						1988					
	-1.0	MILLING		24.0				1988					
	3.0	HOT BIT PAVEMENT		28.0		120-150		1988		20			
		CONTRACT CHIP SEAL		28.0		MC-3000		1990	21				
	.5	MICROSURFACING		24.0				2001			13955	1	
	2.0	HBP-SUPERPAVE-FAA 42		36.0		PG 58-28	SP	2013	1731	20	17714	1	
		FEDERAL AID CHIP SEAL		36.0		CRS2P	41	2016	89		21415	1	

NDDOT RIMS HIGHWAY PROJECTS - HIGHWAY COMPONENTS
 HIGHWAY COMPONENTS DISTRICT INFO BOOK
 FOR BISMARCK DISTRICT

ENGLISH

D	HWY	S	D	FROM REF PT	FROM OFFSET (XX)	TO REF PT	TO OFFSET (XX)	LENGTH (XX)	LEFT SHLDR WIDTH	DRVNG LANE WIDTH	RIGHT SHLDR WIDTH	SURF DPTH	BASE DPTH	GRAD WIDTH	FIN WIDTH	TAADT	AAADT	ESALS	PAV AGE	EFF PAV AGE	LAST YEAR SEAL	PVMT TYPE	PVMT DESC	HWY PTY	FRT LVL	INTL CONS	PREV CONS	LTST CONS	LTST REHAB																																																																														
1	200	E		178.000	0.2660	178.000	0.5720	0.3060	1.0	24.0	1.0	2.0		26.0	26.0	247	1226 2023	233	11	11	2016	FLEX	ASPHT	RSC	1	2013	2013	2013	F CHIP SEAL																																																																														
SPILLWAY BRIDGE																		2014	DIST	NA	RIDE	N/A	PRPI	N/A	IRI	N/A	2015	DIST	NA	RIDE	N/A	PRPI	N/A	IRI	N/A	2016	DIST	NA	RIDE	N/A	PRPI	N/A	IRI	N/A	2017	DIST	NA	RIDE	N/A	PRPI	N/A	IRI	N/A	2018	DIST	NA	RIDE	N/A	PRPI	N/A	IRI	N/A	2019	DIST	NA	RIDE	N/A	PRPI	N/A	IRI	N/A	2020	DIST	NA	RIDE	N/A	PRPI	N/A	IRI	N/A	2021	DIST	NA	RIDE	N/A	PRPI	N/A	IRI	N/A	2022	DIST	NA	RIDE	N/A	PRPI	N/A	IRI	N/A	2023	DIST	NA	RIDE	N/A	PRPI	N/A	IRI	N/A

REF PT	RIDE	DST	RUT (IN)	IRI IN/MI	PRPI	AVG NUM (2023) FLT	AC	AVERAGE BLD	RIDE LC	DISTRESS TC	& RT BC	RUT BP	RT
AVG	N/A	NA	N/A	N/A	N/A	N/A	N/A	N/A	N/A	N/A	N/A	N/A	N/A

9 OCCURS DPTH (IN)	COMPONENTS	LSHL WIDTH (FT)	RDWY WIDTH (FT)	RSHL WIDTH (FT)	OIL/CON TYPE	CLS AGG	YEAR	COST THOUS	DSN LFE	PCN	SUB	H
4.0	HOT BIT PAVEMENT DRIVE SLOPE FLATTENING		26.0				1955		20			
-4.0	MILLING		26.0				1988					
2.0	HOT BIT PAVEMENT CONTRACT CHIP SEAL		26.0		120-150 MC-3000		1988		20			
.5	MICROSURFACING		24.0				1990	2				
-2.0	MILLING		26.0				2001		13955		1	
2.0	HBP-SUPERPAVE-FAA 42 FEDERAL AID CHIP SEAL		26.0		PG 58-28 CRS2P	SP	2013	201	20	17714	1	
			26.0				2016	10	21415		1	

ENGLISH

D	HWY	S	D	FROM REF PT	FROM OFFSET (XX)	TO REF PT	TO OFFSET (XX)	LENGTH (XX)	LEFT SHLDR WIDTH	DRVNG LANE WIDTH	RIGHT SHLDR WIDTH	SURF DPTH	BASE DPTH	GRAD WIDTH	FIN WIDTH	TAADT	AADT	ESALS	PAV AGE	EFF PAV AGE	LAST YEAR SEAL	PVMT TYPE	PVMT DESC	HWY PTY	FRT LVL	INTL CONS	PREV CONS	LTST CONS	LTST REHAB						
1	200	E		178.000	0.5720	179.000	0.0220	0.4189	5.0	24.0	5.0	6.5	8.0	44.0	34.0	248	1239 2023	233	11	11	2016	FLEX	ASPHT	RSC	1	2013	2013	2013	F CHIP SEAL						
SPILLWAY APPROACH E TO RIVERDALE																		2014	DIST	NA	RIDE	N/A	PRPI	N/A	IRI	N/A									
																		2015	DIST	NA	RIDE	N/A	PRPI	N/A	IRI	N/A									
																		2016	DIST	NA	RIDE	N/A	PRPI	N/A	IRI	N/A									
																		2017	DIST	NA	RIDE	N/A	PRPI	N/A	IRI	N/A									
																		2018	DIST	NA	RIDE	N/A	PRPI	N/A	IRI	N/A									
																		2019	DIST	NA	RIDE	N/A	PRPI	N/A	IRI	N/A									
																		2020	DIST	NA	RIDE	N/A	PRPI	N/A	IRI	N/A									
																		2021	DIST	NA	RIDE	N/A	PRPI	N/A	IRI	N/A									
																		2022	DIST	NA	RIDE	N/A	PRPI	N/A	IRI	N/A									
																		2023	DIST	NA	RIDE	N/A	PRPI	N/A	IRI	N/A									

REF PT	RIDE	DST	RUT (IN)	IRI IN/MI	PRPI	AVG NUM (2023) FLT	AVG NUM (2023) AC	AVERAGE BLD	RIDE LC	DISTRESS TC	& RT BC	RUT RW	RT BP
AVG	N/A	NA	N/A	N/A	N/A	N/A	N/A	N/A	N/A	N/A	N/A	N/A	N/A

15 OCCURS DPTH (IN)	COMPONENTS	LSHL WIDTH (FT)	RDWY WIDTH (FT)	RSHL WIDTH (FT)	OIL/CON TYPE	CLS AGG	YEAR	COST THOUS	DSN LFE	PCN	SUB	H
	GRADE		44.0				1955					
5.0	AGGREGATE BASE		40.0				1955					
2.0	STABILIZED BASE		39.0				1955					
2.5	HOT BIT PAVEMENT		24.0		120-150		1955	20				
1.5	HOT BIT PAVEMENT		36.0		120-150		1963					
1.5	HOT BIT PAVEMENT		24.0		120-150		1963	20				
	DRIVE SLOPE FLATTENING						1988					
-1.0	MILLING		25.0				1988					
3.0	HOT BIT PAVEMENT		27.0		120-150		1988	20				
4.0	BITUMINOUS BASE	3.5		3.5	120-150		1988					
	CONTRACT CHIP SEAL		27.0		MC-3000		1990	3				
.5	MICROSURFACING		24.0				2001		13955		1	
	INT CONT PATCH-1.5"		26.0		PG 58-28	29	2010		18705		1	
2.0	HBP-SUPERPAVE-FAA 42		28.0		PG 58-28	SP	2013	276	20	17714	1	
	FEDERAL AID CHIP SEAL		34.0		CRS2P	41	2016	14	21415		1	

ENGLISH

D	HWY	S	D	FROM REF	FROM PT	TO REF	TO PT	LENGTH (XX)	LEFT SHLDR WIDTH	DRVNG LANE WIDTH	RIGHT SHLDR WIDTH	SURF DPTH	BASE DPTH	GRAD WDT	FIN WDT	TAADT	AAADT	ESALS	PAV AGE	EFF PAV AGE	LAST YEAR SEAL	PVMT TYPE	PVMT DESC	HWY PTY	FRT LVL	INTL CONS	PREV CONS	LTST CONS	LTST REHAB
1	200	E		179.000	0.0220	182.000	0.2470	3.2302	4.0	24.0	4.0	7.5	8.0	42.0	32.0	252	1310 2023	158	11	11	2016	FLEX	ASPHT	RSC	1	2013	2013	2013	F CHIP SEAL
RIVERDALE E TO GRADE RAISE																		2014	DIST 87	RIDE 4.38	PRPI	GOOD	IRI	44					
																		2015	DIST 86	RIDE 4.34	PRPI	GOOD	IRI	46					
																		2016	DIST 87	RIDE 4.16	PRPI	GOOD	IRI	53					
																		2017	DIST 81	RIDE 4.15	PRPI	GOOD	IRI	54					
																		2018	DIST 93	RIDE 4.05	PRPI	GOOD	IRI	58					
																		2019	DIST 88	RIDE 4.10	PRPI	GOOD	IRI	57					
																		2020	DIST 89	RIDE 4.01	PRPI	GOOD	IRI	60					
																		2021	DIST 89	RIDE 3.97	PRPI	GOOD	IRI	62					
																		2022	DIST 88	RIDE 3.86	PRPI	GOOD	IRI	67					
																		2023	DIST 88	RIDE 3.85	PRPI	GOOD	IRI	67					

REF PT	RIDE	DST	RUT (IN)	IRI IN/MI	PRPI	AVG NUM (2023) AVERAGE RIDE, DISTRESS & RUT									
FLT	FLT	AC	BLD	LC	TC	BC	RW	BP	RT						
179	3.87	91	0.33	67.00	GOOD	N/A	N/A	0	0	0	2	0	0	0	6
180	3.87	87	0.32	67.00	GOOD	N/A	N/A	3	0	1	2	0	0	0	6
181	4.00	87	0.28	61.00	GOOD	N/A	N/A	3	0	0	3	0	0	0	6
182	3.66	85	0.27	76.00	GOOD	N/A	N/A	3	0	1	2	0	0	2	6
AVG	3.85	88	0.30	67.75	GOOD	N/A	N/A	2	0	1	2	0	0	1	6

13 OCCURS												
DPTH (IN)	COMPONENTS	LSHL WDT (FT)	RDWY WDT (FT)	RSHL WDT (FT)	OIL/CON TYPE	CLS AGG	YEAR	COST THOUS	DSN LFE	PCN	SUB	H
	GRADE		42.0				1946					
6.0	AGGREGATE BASE		26.0				1946					
2.0	BITUMINOUS BASE		38.0				1946					
2.0	HOT BIT PAVEMENT		24.0		120-150		1946					
1.5	HOT BIT PAVEMENT		24.0		120-150		1946		20			
	DRIVE SLOPE FLATTENING						1988					
-1.0	MILLING		25.0				1988					
3.0	HOT BIT PAVEMENT		27.0		120-150		1988		20			
4.0	BITUMINOUS BASE	3.5		3.5	120-150		1988					
	CONTRACT CHIP SEAL		27.0		MC-3000		1990	26				
.5	MICROSURFACING		24.0				2001			13955	1	
2.0	HBP-SUPERPAVE-FAA 42		32.0		PG 58-28	SP	2013	2125	20	17714	1	
	FEDERAL AID CHIP SEAL		32.0		CRS2P	41	2016	110		21415	1	

NDDOT RIMS HIGHWAY PROJECTS - HIGHWAY COMPONENTS
 HIGHWAY COMPONENTS DISTRICT INFO BOOK
 FOR BISMARCK DISTRICT

ENGLISH

D	HWY	S	D	FROM REF	FROM PT	TO REF	TO PT	LENGTH (XX)	LEFT SHLDR WIDTH	DRVNG LANE WIDTH	RIGHT SHLDR WIDTH	SURF DPTH	BASE DPTH	GRAD WIDTH	FIN WIDTH	TAADT	AADT	ESALS	PAV AGE	EFF PAV AGE	LAST YEAR SEAL	PVMT TYPE	PVMT DESC	HWY PTY	FRT LVL	INTL CONS	PREV CONS	LTST CONS	LTST REHAB																																																																														
1	200	E		182.000		0.2470	182.000	0.7580	0.5110	4.0	24.0	4.0	7.0	6.0	44.0	32.0	255	1340 2023	242	11	11	2016	FLEX	ASPHT	RSC	1	2013	2013	2013	F CHIP SEAL																																																																													
GRADE RAISE																		2014	DIST	NA	RIDE	N/A	PRPI	N/A	IRI	N/A	2015	DIST	NA	RIDE	N/A	PRPI	N/A	IRI	N/A	2016	DIST	NA	RIDE	N/A	PRPI	N/A	IRI	N/A	2017	DIST	NA	RIDE	N/A	PRPI	N/A	IRI	N/A	2018	DIST	NA	RIDE	N/A	PRPI	N/A	IRI	N/A	2019	DIST	NA	RIDE	N/A	PRPI	N/A	IRI	N/A	2020	DIST	NA	RIDE	N/A	PRPI	N/A	IRI	N/A	2021	DIST	NA	RIDE	N/A	PRPI	N/A	IRI	N/A	2022	DIST	NA	RIDE	N/A	PRPI	N/A	IRI	N/A	2023	DIST	NA	RIDE	N/A	PRPI	N/A	IRI	N/A

REF PT	RIDE	DST	RUT (IN)	IRI IN/MI	PRPI	AVG NUM (2023) FLT	AVG NUM (2023) AC	AVG NUM (2023) BLD	AVG NUM (2023) LC	AVG NUM (2023) TC	AVG NUM (2023) BC	AVG NUM (2023) RW	AVG NUM (2023) BP	AVG NUM (2023) RT
AVG	N/A	NA	N/A	N/A	N/A	N/A	N/A	N/A	N/A	N/A	N/A	N/A	N/A	N/A

10 OCCURS DPTH (IN)	COMPONENTS	LSHL WDH (FT)	RDWY WDH (FT)	RSHL WDH (FT)	OIL/CON TYPE	CLS AGG	YEAR	COST THOUS	DSN LFE	PCN	SUB	H
	DRIVE SLOPE FLATTENING						1988					
	GRADE RAISE		44.0				1988					
6.0	AGGREGATE BASE		38.0				1988					
2.0	HOT BIT PAVEMENT		29.0		120-150		1988					
3.0	HOT BIT PAVEMENT		27.0		120-150		1988		20			
4.0	BITUMINOUS BASE	3.5		3.5	120-150		1988					
	CONTRACT CHIP SEAL		27.0		MC-3000		1990	4				
.5	MICROSURFACING		24.0				2001			13955		1
2.0	HBP-SUPERPAVE-FAA 42		32.0		PG 58-28	SP	2013	336	20	17714		1
	FEDERAL AID CHIP SEAL		32.0		CRS2P	41	2016	17		21415		1

ENGLISH

D	HWY	S	D	FROM REF	FROM OFFSET (XX)	TO REF	TO OFFSET (XX)	LENGTH (XX)	LEFT SHLDR WIDTH	DRVNG LANE WIDTH	RIGHT SHLDR WIDTH	SURF DPTH	BASE DPTH	GRAD WDTN	FIN WDTN	TAADT	AAADT	ESALS	PAV AGE	EFF PAV AGE	LAST YEAR SEAL	PVMT TYPE	PVMT DESC	HWY PTY	FRT LVL	INTL CONS	PREV CONS	LTST CONS	LTST REHAB
1	200	E		182.000	0.7580	188.892	0.0000	6.1472	4.0	24.0	4.0	7.5	8.0	42.0	32.0	194	1039 2023	158	11	11	2016	FLEX	ASPHT	RSC	1	2013	2013	2013	F CHIP SEAL
GRADE RAISE E TO US 83																		2014	DIST 88	RIDE 4.39	PRPI	GOOD	IRI	44					
																		2015	DIST 86	RIDE 4.36	PRPI	GOOD	IRI	44					
																		2016	DIST 85	RIDE 4.16	PRPI	GOOD	IRI	54					
																		2017	DIST 83	RIDE 4.13	PRPI	GOOD	IRI	55					
																		2018	DIST 94	RIDE 3.97	PRPI	GOOD	IRI	62					
																		2019	DIST 91	RIDE 4.12	PRPI	GOOD	IRI	55					
																		2020	DIST 91	RIDE 4.00	PRPI	GOOD	IRI	60					
																		2021	DIST 92	RIDE 4.02	PRPI	GOOD	IRI	60					
																		2022	DIST 91	RIDE 3.81	PRPI	GOOD	IRI	69					
																		2023	DIST 90	RIDE 3.99	PRPI	GOOD	IRI	61					

REF PT	RIDE	DST	RUT (IN)	IRI IN/MI	PRPI	AVG NUM (2023) FLT	NUM (2023) FLT AC	AVERAGE BLD	RIDE LC	DISTRESS TC	RUT BC	RT
183	3.81	87	0.34	69.00	GOOD	N/A	N/A	3	0	3	0	6
184	3.84	86	0.29	68.00	GOOD	N/A	N/A	3	0	3	0	6
185	3.94	87	0.27	63.00	GOOD	N/A	N/A	3	0	3	0	6
186	3.87	87	0.19	67.00	GOOD	N/A	N/A	3	0	3	0	6
187	4.37	96	0.15	44.00	GOOD	N/A	N/A	0	0	3	0	0
188	4.12	95	0.16	56.00	GOOD	N/A	N/A	0	0	4	0	0
AVG	3.99	90	0.23	61.17	GOOD	N/A	N/A	2	0	3	0	4

13 OCCURS DPTH (IN)	COMPONENTS	LSHL WDTN (FT)	RDWY WDTN (FT)	RSHL WDTN (FT)	OIL/CON TYPE	CLS AGG	YEAR	COST THOUS	DSN LFE	PCN	SUB	H
	GRADE		42.0				1946					
6.0	AGGREGATE BASE		26.0				1946					
2.0	BITUMINOUS BASE		38.0				1946					
2.0	HOT BIT PAVEMENT		24.0		120-150		1946					
1.5	HOT BIT PAVEMENT		24.0		120-150		1946		20			
	DRIVE SLOPE FLATTENING						1988					
-1.0	MILLING		25.0				1988					
3.0	HOT BIT PAVEMENT		27.0		120-150		1988		20			
4.0	BITUMINOUS BASE	3.5		3.5	120-150		1988					
	CONTRACT CHIP SEAL		27.0		MC-3000		1990	49				
.5	MICROSURFACING		24.0				2001			13955		1
2.0	HBP-SUPERPAVE-FAA 42		32.0		PG 58-28	SP	2013	4044	20	17714		1
	FEDERAL AID CHIP SEAL		32.0		CRS2P	41	2016	209		21415		1

ENGLISH

D	HWY	S	D	FROM REF	FROM PT	TO REF	TO PT	LENGTH (XX)	LEFT SHLDR WIDTH	DRVNG LANE WIDTH	RIGHT SHLDR WIDTH	SURF DPTH	BASE DPTH	GRAD WIDTH	FIN WIDTH	TAADT	AAADT	ESALS	PAV AGE	EFF PAV AGE	LAST YEAR SEAL	PVMT TYPE	PVMT DESC	HWY PTY	FRT LVL	INTL CONS	PREV CONS	LTST CONS	LTST REHAB																																																																														
1	200	E	192.873	0.0000	197.047	0.0000	4.1791	4.0	24.0	4.0	6.0	6.0	48.0	32.0	100	510	74	34	16	2022	FLEX	ASPHT	RSC	1	1990	2005	2021	F	CHIP SEAL																																																																														
JCT 83 E TO 4 MI CORNER E UNDERWOOD																		2014	DIST	82	RIDE	3.18	PRPI	GOOD	IRI	99	2015	DIST	84	RIDE	3.21	PRPI	POOR	IRI	97	2016	DIST	86	RIDE	2.55	PRPI	POOR	IRI	133	2017	DIST	86	RIDE	2.64	PRPI	POOR	IRI	131	2018	DIST	94	RIDE	2.18	PRPI	POOR	IRI	153	2019	DIST	89	RIDE	2.35	PRPI	POOR	IRI	153	2020	DIST	90	RIDE	2.35	PRPI	POOR	IRI	142	2021	DIST	84	RIDE	2.28	PRPI	POOR	IRI	152	2022	DIST	99	RIDE	3.62	PRPI	GOOD	IRI	80	2023	DIST	99	RIDE	3.62	PRPI	GOOD	IRI	83

REF PT	RIDE	DST	RUT (IN)	IRI IN/MI	PRPI	AVG NUM FLT	(2023) FLT	AVERAGE AC	RIDE BLD	DISTRESS LC	& RT TC	RUT BP	RT	
192	1.17	98	0.12	218.00	POOR	N/A	N/A	0	0	0	1	0	0	0
193	4.30	99	0.11	47.00	GOOD	N/A	N/A	0	0	0	0	0	0	0
194	4.30	99	0.11	47.00	GOOD	N/A	N/A	0	0	0	0	0	0	0
195	4.24	99	0.11	50.00	GOOD	N/A	N/A	0	0	0	0	0	0	0
196	4.08	99	0.11	57.00	GOOD	N/A	N/A	0	0	0	0	0	0	0
AVG	3.62	99	0.11	83.80	GOOD	N/A	N/A	0	0	0	0	0	0	0

11 OCCURS	DPATH (IN)	COMPONENTS	LSHL WIDTH (FT)	RDWY WIDTH (FT)	RSBL WIDTH (FT)	OIL/CON TYPE	CLS AGG	YEAR	COST THOUS	DSN LFE	PCN	SUB	H
	6.0	AGGREGATE BASE	48.0	43.0				1989	731				
	3.5	RECYCLED HOT BIT PAVMNT	27.0			200-300		1990	864	20			
	3.5	SALVAGED AGGR BASE	4.5	4.5				1990					
		CONTRACT SAND SEAL	27.0			HFMS-2		1991	31				
		CONTRACT CHIP SEAL	24.0			MC-3000	43	1997	43		1477	1	
	1.5	HOT BIT PAVEMENT	3.0	24.0	3.0	PG 58-28	27	2005	254	10	15901	1	
		FEDERAL AID CHIP SEAL	3.0	24.0	3.0	CRS2P	41	2007	98		16905	1	
	-1.0	MILLING		33.5				2021			22865	1	
	2.0	RAP-SUPERPAVE FAA 43		32.0		PG 58S28	SP	2021	523	7	22865	1	
		FEDERAL AID CHIP SEAL		32.0		CRS2P	41	2022	234		23449	1	

ENGLISH

D	HWY	S	D	FROM REF	FROM PT	TO REF	TO PT	LENGTH	LEFT SHLDR WIDTH	DRVNG LANE WIDTH	RIGHT SHLDR WIDTH	SURF DPTH	BASE DPTH	GRAD WIDTH	FIN WIDTH	TAADT	AAADT	ESALS	PAV AGE	EFF PAV AGE	LAST YEAR SEAL	PVMT TYPE	PVMT DESC	HWY PTY	FRT LVL	INTL CONS	PREV CONS	LTST CONS	LTST REHAB																																																
1	200	E		197.047	0.0000	205.797	0.0000	8.6882	4.0	24.0	4.0	6.0	6.0	48.0	32.0	160	830 2023	118	34	16	2022	FLEX	ASPHT	RSC	1	1990	2005	2021	F CHIP SEAL																																																
4 MI COR E UNDERWOOD E TO W JCT 41																		2014	DIST 84	RIDE 3.63	PRPI	GOOD	IRI 77	2015	DIST 84	RIDE 3.50	PRPI	FAIR	IRI 83	2016	DIST 84	RIDE 3.27	PRPI	GOOD	IRI 94	2017	DIST 84	RIDE 3.19	PRPI	GOOD	IRI 98	2018	DIST 94	RIDE 2.78	PRPI	GOOD	IRI 118	2019	DIST 90	RIDE 3.03	PRPI	GOOD	IRI 106	2020	DIST 90	RIDE 2.75	PRPI	POOR	IRI 120	2021	DIST 84	RIDE 2.79	PRPI	GOOD	IRI 117	2022	DIST 99	RIDE 4.20	PRPI	GOOD	IRI 52	2023	DIST 99	RIDE 4.32	PRPI	GOOD	IRI 46

REF PT	RIDE	DST	RUT (IN)	IRI IN/MI	PRPI	AVG NUM FLT	(2023) FLT	AVERAGE BLD	RIDE, DISTRESS & RUT LC	TC	BC	RW	BP	RT
197	4.21	99	0.11	52.00	GOOD	N/A	N/A	0	0	0	0	0	0	0
198	4.29	99	0.09	48.00	GOOD	N/A	N/A	0	0	0	0	0	0	0
199	4.34	99	0.09	46.00	GOOD	N/A	N/A	0	0	0	0	0	0	0
200	4.43	99	0.10	42.00	GOOD	N/A	N/A	0	0	0	0	0	0	0
201	4.41	99	0.09	43.00	GOOD	N/A	N/A	0	0	0	0	0	0	0
202	4.32	99	0.11	47.00	GOOD	N/A	N/A	0	0	0	0	0	0	0
203	4.32	99	0.11	47.00	GOOD	N/A	N/A	0	0	0	0	0	0	0
204	4.38	99	0.12	44.00	GOOD	N/A	N/A	0	0	0	0	0	0	0
205	4.18	99	0.11	53.00	GOOD	N/A	N/A	0	0	0	0	0	0	0
AVG	4.32	99	0.10	46.89	GOOD	N/A	N/A	0	0	0	0	0	0	0

11 OCCURS	LSHL WIDTH (IN)	RDWY WIDTH (FT)	RSHL WIDTH (FT)	OIL/CON TYPE	CLS AGG	YEAR	COST THOUS	DSN LFE	PCN	SUB	H
6.0 AGGREGATE BASE		48.0				1989	1514				
3.5 RECYCLED HOT BIT PAVMNT		27.0		200-300		1990		20			
3.5 SALVAGED AGGR BASE	4.5		4.5			1990					
CONTRACT SAND SEAL		27.0		HFMS-2		1991	65				
CONTRACT CHIP SEAL		24.0		MC-3000	43	1997	90		1477	1	
1.5 HOT BIT PAVEMENT		24.0	3.0	PG 58-28	27	2005	528	10	15901	1	
FEDERAL AID CHIP SEAL		24.0	3.0	CRS2P	41	2007	203		16905	1	
-1.0 MILLING		33.5				2021			22865	1	
2.0 RAP-SUPERPAVE FAA 43		32.0		PG 58S28	SP	2021	1088	7	22865	1	
FEDERAL AID CHIP SEAL		32.0		CRS2P	41	2022	486		23449	1	

ENGLISH

D	HWY	S	D	FROM REF	FROM PT	TO REF	TO PT	LENGTH	LEFT SHLDR WIDTH	DRVNG LANE WIDTH	RIGHT SHLDR WIDTH	SURF DPTH	BASE DPTH	GRAD WIDTH	FIN WIDTH	TAADT	AADT	ESALS	PAV AGE	EFF PAV AGE	LAST YEAR SEAL	PVMT TYPE	PVMT DESC	HWY PTY	FRT LVL	INTL CONS	PREV CONS	LTST CONS	LTST REHAB																																																
1	200	E		205.797	0.0000	213.797	0.0000	7.9968	4.0	24.0	4.0	6.5	6.0	48.0	32.0	170	755 2023	104	34	16	2022	FLEX	ASPHT	RSC	1	1990	2005	2021	F CHIP SEAL																																																
W JCT 41 TO E JCT 41-MERCER																		2014	DIST 84	RIDE 3.58	PRPI	GOOD	IRI 79	2015	DIST 84	RIDE 3.43	PRPI	FAIR	IRI 87	2016	DIST 84	RIDE 3.18	PRPI	GOOD	IRI 98	2017	DIST 83	RIDE 3.20	PRPI	GOOD	IRI 97	2018	DIST 93	RIDE 2.72	PRPI	POOR	IRI 121	2019	DIST 90	RIDE 3.14	PRPI	GOOD	IRI 100	2020	DIST 87	RIDE 2.72	PRPI	POOR	IRI 121	2021	DIST 85	RIDE 2.87	PRPI	GOOD	IRI 114	2022	DIST 99	RIDE 4.21	PRPI	GOOD	IRI 51	2023	DIST 99	RIDE 4.12	PRPI	GOOD	IRI 55

REF PT	RIDE	DST	RUT (IN)	IRI IN/MI	PRPI	AVG NUM (2023) FLT	NUM (2023) FLT AC	AVERAGE BLD	RIDE LC	DISTRESS TC	RUT BC	RUT RW	RUT BP	RUT RT
206	4.01	99	0.10	61.00	GOOD	N/A	N/A	0	0	0	0	0	0	0
207	4.01	99	0.10	61.00	GOOD	N/A	N/A	0	0	0	0	0	0	0
208	4.00	99	0.10	61.00	GOOD	N/A	N/A	0	0	0	0	0	0	0
209	4.27	99	0.11	49.00	GOOD	N/A	N/A	0	0	0	0	0	0	0
210	4.17	99	0.11	53.00	GOOD	N/A	N/A	0	0	0	0	0	0	0
211	4.26	99	0.11	50.00	GOOD	N/A	N/A	0	0	0	0	0	0	0
212	4.17	99	0.11	53.00	GOOD	N/A	N/A	0	0	0	0	0	0	0
213	4.08	96	0.12	58.00	GOOD	N/A	N/A	0	0	3	0	0	0	0
AVG	4.12	99	0.11	55.75	GOOD	N/A	N/A	0	0	0	0	0	0	0

11 OCCURS	LSHL DPTH (IN)	RDWY WPTH (FT)	RSHL WPTH (FT)	OIL/CON TYPE	CLS AGG	YEAR	COST THOUS	DSN LFE	PCN	SUB	H
GRADE		48.0				1990	922				
6.0 AGGREGATE BASE		44.0				1990	276				
4.0 RECYCLED HOT BIT PAVMNT		27.0		200-300		1990	561	20			
3.5 SALVAGED AGGR BASE	4.5		4.5			1990					
CONTRACT SAND SEAL		27.0		HFMS-2		1991	59				
CONTRACT CHIP SEAL		24.0		MC-3000	43	1997	83		1477	1	
1.5 HOT BIT PAVEMENT	3.0	24.0	3.0	PG 58-28	27	2005	486	10	15901	1	
FEDERAL AID CHIP SEAL	3.0	24.0	3.0	CRS2P	41	2007	187		16905	1	
-1.0 MILLING		33.5				2021			22865	1	
2.0 RAP-SUPERPAVE FAA 43		32.0		PG 58S28	SP	2021	1001	7	22865	1	
FEDERAL AID CHIP SEAL		32.0		CRS2P	41	2022	447		23449	1	

ENGLISH

D	HWY	S	D	FROM REF	FROM PT	TO REF	TO PT	LENGTH (XX)	LEFT SHLDR WIDTH	DRVNG LANE WIDTH	RIGHT SHLDR WIDTH	SURF DPTH	BASE DPTH	GRAD WDTN	FIN WDTN	TAADT	AAADT	ESALS	PAV AGE	EFF PAV AGE	LAST YEAR SEAL	PVMT TYPE	PVMT DESC	HWY PTY	FRT LVL	INTL CONS	PREV CONS	LTST CONS	LTST REHAB																																																																														
1	200	E		213.797	0.0000	227.000	0.0175	13.1973	2.0	24.0	2.0	8.2	7.0	39.8	28.0	154	648 2023	101	34	16	2020	FLEX	ASPHT	RSC	1	1990	2006	2018	C CHIP SEAL																																																																														
E JCT 41-MERCER-E TO MCCLUSKY																		2014	DIST	81	RIDE	3.47	PRPI	GOOD	IRI	85	2015	DIST	84	RIDE	3.48	PRPI	FAIR	IRI	84	2016	DIST	82	RIDE	3.19	PRPI	GOOD	IRI	98	2017	DIST	82	RIDE	3.26	PRPI	GOOD	IRI	94	2018	DIST	91	RIDE	2.73	PRPI	POOR	IRI	120	2019	DIST	97	RIDE	4.66	PRPI	EXCL	IRI	31	2020	DIST	93	RIDE	4.55	PRPI	GOOD	IRI	36	2021	DIST	93	RIDE	4.41	PRPI	GOOD	IRI	43	2022	DIST	93	RIDE	4.35	PRPI	GOOD	IRI	45	2023	DIST	93	RIDE	4.38	PRPI	GOOD	IRI	44

REF PT	RIDE	DST	RUT (IN)	IRI IN/MI	PRPI	AVG NUM (2023) AVERAGE RIDE, DISTRESS & RUT									
FLT	FLT	AC	BLD	LC	TC	BC	RW	BP	RT						
214	4.46	93	0.11	40.00	GOOD	N/A	N/A	3	0	1	2	0	0	0	0
215	4.50	93	0.11	39.00	GOOD	N/A	N/A	3	0	1	2	0	0	0	0
216	4.42	92	0.10	43.00	GOOD	N/A	N/A	3	0	1	3	0	0	0	0
217	4.53	92	0.10	37.00	GOOD	N/A	N/A	3	0	1	3	0	0	0	0
218	4.46	93	0.09	41.00	GOOD	N/A	N/A	3	0	1	2	0	0	0	0
219	4.45	93	0.10	41.00	GOOD	N/A	N/A	3	0	1	2	0	0	0	0
220	4.33	92	0.09	47.00	GOOD	N/A	N/A	3	0	1	3	0	0	0	0
221	4.39	94	0.09	44.00	GOOD	N/A	N/A	3	0	0	2	0	0	0	0
222	4.28	94	0.09	49.00	GOOD	N/A	N/A	3	0	0	2	0	0	0	0
223	4.27	94	0.09	49.00	GOOD	N/A	N/A	3	0	0	2	0	0	0	0
224	4.27	93	0.10	49.00	GOOD	N/A	N/A	3	0	1	2	0	0	0	0
225	4.35	93	0.10	46.00	GOOD	N/A	N/A	3	0	0	3	0	0	0	0
226	4.22	92	0.10	51.00	GOOD	N/A	N/A	3	0	1	3	0	0	0	0
AVG	4.38	93	0.10	44.31	GOOD	N/A	N/A	3	0	1	2	0	0	0	0

16 OCCURS	LSHL WDTN	RDWY WDTN	RSHL WDTN	OIL/CON TYPE	CLS AGG	YEAR	COST THOUS	DSN LFE	PCN	SUB	H
		32.0				1952	248				
		29.0				1954					
		28.0				1954					
		24.0		120-150		1954	211	20			
						1990	36				
		24.0				1990					
		24.0		120-150		1990	579	20			
		24.0		HFMS-2		1993					
		24.0		MC-3000	43	2000	104				
		24.0		PG 58-28	27	2006	902	7	16306	1	
		24.0		SS		2009	440		17413	1	
		24.5				2018	3884		21510	1	
		3.9		3.9		2018			21510	1	
		3.0		3.0		2018			21510	1	
		2.0	24.0	2.0	PG 58-28	SP	2018	10	21510	1	
		28.0		CRS2P	41	2020	325		22710	1	

NDDOT RIMS HIGHWAY PROJECTS - HIGHWAY COMPONENTS
 HIGHWAY COMPONENTS DISTRICT INFO BOOK
 FOR BISMARCK DISTRICT

ENGLISH

D	Hwy	S	D	FROM REF	FROM PT	TO REF	TO PT	LENGTH (XX)	LEFT SHLDR WIDTH	DRVNG LANE WIDTH	RIGHT SHLDR WIDTH	SURF DPTH	BASE DPTH	GRAD WIDTH	FIN WIDTH	TAADT	AAADT	ESALS	PAV AGE	EFF PAV AGE	LAST YEAR SEAL	PVMT TYPE	PVMT DESC	HWY PTY	FRT LVL	INTL CONS	PREV CONS	LTST CONS	LTST REHAB																																																
1	200	E		227.000	0.0175	227.000	0.3970	0.3795	8.5	24.0	8.5	5.0	9.0	45.0	41.0	165	785 2022	101	34	19	2020	FLEX	ASPHT	RSC	1	1990	2006	2018	C CHIP SEAL																																																
MCCLUSKY 44 FT STREET SECTION																		2014	DIST 79	RIDE 2.94	PRPI	GOOD	IRI 110	2015	DIST 79	RIDE 2.94	PRPI	FAIR	IRI 110	2016	DIST 79	RIDE 2.65	PRPI	GOOD	IRI 124	2017	DIST 79	RIDE 2.81	PRPI	GOOD	IRI 116	2018	DIST 92	RIDE 3.16	PRPI	GOOD	IRI 100	2019	DIST 95	RIDE 3.46	PRPI	GOOD	IRI 85	2020	DIST 88	RIDE 3.92	PRPI	GOOD	IRI 65	2021	DIST 88	RIDE 3.00	PRPI	GOOD	IRI 108	2022	DIST 88	RIDE 3.76	PRPI	GOOD	IRI 72	2023	DIST 90	RIDE 2.76	PRPI	GOOD	IRI 119

REF PT	RIDE	DST	RUT (IN)	IRI IN/MI	PRPI	AVG NUM (2023) FLT	AC	BLD	LC	TC	BC	RW	BP	RT
227	2.76	90	0.10	119.00	GOOD	N/A	N/A	3	0	2	2	0	2	0
AVG	2.76	90	0.10	119.00	GOOD	N/A	N/A	3	0	2	2	0	2	0

13 OCCURS DPTH (IN)	COMPONENTS	LSHL WIDTH (FT)	RDWY WIDTH (FT)	RSHL WIDTH (FT)	OIL/CON TYPE	CLS AGG	YEAR	COST THOUS	DSN LFE	PCN	SUB	H
	GRADE		44.0				1954	12				
7.0	AGGREGATE BASE		41.0				1954					
2.0	STABILIZED BASE		41.0				1954					
3.5	HOT BIT PAVEMENT		41.0		120-150		1954	13	20			
-2.0	MILLING		41.0				1990					
2.0	HOT BIT PAVEMENT		41.0		120-150		1990		20			
	CONTRACT SAND SEAL		41.0		HFMS-2		1993					
	DISTRICT CHIP SEAL	8.5	24.0	8.5	MC-3000	43	2000	3				
1.5	HOT BIT PAVEMENT		41.0		PG 58-28	27	2006	26	7	16306	1	
	SLURRY SEAL		41.0			SS	2009	13		17413	1	
-2.0	MILLING		41.0				2018	111		21510	1	
2.0	HBP-SUPERPAVE-FAA 42		41.0		PG 58-28	SP	2018	7		21510	1	
	CONTRACT CHIP SEAL		41.0		CRS2P	41	2020	9		22710	1	

NDDOT RIMS HIGHWAY PROJECTS - HIGHWAY COMPONENTS
 HIGHWAY COMPONENTS DISTRICT INFO BOOK
 FOR BISMARCK DISTRICT

ENGLISH

D	HWY	S	D	FROM REF PT	FROM OFFSET (XX)	TO REF PT	TO OFFSET (XX)	LENGTH (XX)	LEFT SHLDR WIDTH	DRVNG LANE WIDTH	RIGHT SHLDR WIDTH	SURF DPTH	BASE DPTH	GRAD WDTN	FIN WDTN	TAADT	AAADT	ESALS	PAV AGE	EFF PAV AGE	LAST YEAR SEAL	PVMT TYPE	PVMT DESC	HWY PTY	FRT LVL	INTL CONS	PREV CONS	LTST CONS	LTST REHAB				
1	200	E		227.000	0.3970	230.000	0.7970	3.4162	2.0	24.0	2.0	7.7	7.0	39.5	28.0	135	419 2022	88	70	17	2020	FLEX	ASPHT	RSC	1	1954	2006	2017	C CHIP SEAL				
MCCLUSKY EAST																		2014	DIST 84	RIDE 3.04	PRPI	POOR	IRI 105										
																		2015	DIST 84	RIDE 3.32	PRPI	FAIR	IRI 92										
																		2016	DIST 83	RIDE 2.86	PRPI	POOR	IRI 114										
																		2017	DIST 81	RIDE 2.99	PRPI	POOR	IRI 107										
																		2018	DIST 97	RIDE 4.23	PRPI	GOOD	IRI 50										
																		2019	DIST 97	RIDE 4.28	PRPI	GOOD	IRI 48										
																		2020	DIST 95	RIDE 4.15	PRPI	GOOD	IRI 54										
																		2021	DIST 95	RIDE 4.01	PRPI	GOOD	IRI 60										
																		2022	DIST 94	RIDE 4.01	PRPI	GOOD	IRI 60										
																		2023	DIST 95	RIDE 3.98	PRPI	GOOD	IRI 61										

2000 DISTRICT CHIP SEAL WAS ONLY THE 1ST MILE EAST OF MCCLUSKY.
 2001 PCN 14656 GRADE RAISE, RIPRAP, SURFACING

REF PT	RUT RIDE DST	IRI IN/MI	PRPI	AVG NUM (2023) FLT	AC	BLD	LC	TC	BC	RW	BP	RT					
228	4.11	97	0.07	56.00	GOOD	N/A	N/A	0	0	0	2	0	0	0	0	0	0
229	4.04	95	0.07	59.00	GOOD	N/A	N/A	3	0	0	1	0	0	0	0	0	0
230	3.80	93	0.08	70.00	GOOD	N/A	N/A	3	0	1	2	0	0	0	0	0	0
AVG	3.98	95	0.07	61.67	GOOD	N/A	N/A	2	0	0	2	0	0	0	0	0	0

16 OCCURS	DPNTH (IN)	COMPONENTS	LSHL WDTN (FT)	RDWY WDTN (FT)	RSHL WDTN (FT)	OIL/CON TYPE	CLS AGG	YEAR	COST THOUS	DSN LFE	PCN	SUB	H
		GRADE		32.0				1952	51				
	5.0	AGGREGATE BASE		29.0				1954					
	2.0	STABILIZED BASE		28.0				1954					
	2.5	HOT BIT PAVEMENT		24.0		120-150		1954	54	20			
		DRIVE SLOPE FLATTENING						1990	12				
	-.8	MILLING		24.0				1990					
	2.5	HOT BIT PAVEMENT		24.0		120-150		1990	150	13			
		CONTRACT SAND SEAL		24.0		HFMS-2		1993					
		DISTRICT CHIP SEAL		24.0		MC-3000	43	2000	5				
	1.5	HOT BIT PAVEMENT		24.0		PG 58-28	27	2006	233	7	16306	1	
		SLURRY SEAL		24.0			SS	2009	114		17413	1	
		WIDENING	2.8		2.8			2017	845		21507	1	
	-1.0	MILLING		24.0				2017			21507	1	
	12.8	AGGREGATE BASE		2.0	2.0			05			21507	1	
	3.0	HBP-SUPERPAVE-FAA 42		2.0	24.0	2.0	PG 58-28	SP		10	21507	1	
		CONTRACT CHIP SEAL		28.0		CRS2P	41	2020	84		22710	1	

ENGLISH

D	HWY	S	D	FROM REF	FROM PT	TO REF	TO PT	LENGTH (XX)	LEFT SHLDR WIDTH	DRVNG LANE WIDTH	RIGHT SHLDR WIDTH	SURF DPTH	BASE DPTH	GRAD WIDTH	FIN WIDTH	TAADT	AADT	ESALS	PAV AGE	EFF PAV AGE	LAST YEAR SEAL	PVMT TYPE	PVMT DESC	HWY PTY	FRT LVL	INTL CONS	PREV CONS	LTST CONS	LTST REHAB
1	200	E		230.000	0.7970	236.225	0.0000	5.4241	2.0	24.0	2.0	7.2	7.0	39.0	28.0	135	415 2022	88	68	17	2020	FLEX	ASPHT	RSC	1	1956	2006	2017	C CHIP SEAL
EAST OF MCCLUSKY TO ND 14																													
RIPRAP PLACED 3 MILES WEST OF GOODRICH (1997) TOTAL LENGTH 0.1 MILES.																													
																				2014	DIST 82	RIDE	3.40	PRPI	GOOD	IRI	88		
																				2015	DIST 84	RIDE	3.40	PRPI	FAIR	IRI	88		
																				2016	DIST 80	RIDE	3.22	PRPI	FAIR	IRI	97		
																				2017	DIST 81	RIDE	3.01	PRPI	FAIR	IRI	107		
																				2018	DIST 98	RIDE	4.14	PRPI	GOOD	IRI	54		
																				2019	DIST 96	RIDE	4.32	PRPI	GOOD	IRI	46		
																				2020	DIST 93	RIDE	4.13	PRPI	GOOD	IRI	55		
																				2021	DIST 93	RIDE	4.09	PRPI	GOOD	IRI	56		
																				2022	DIST 93	RIDE	3.96	PRPI	GOOD	IRI	62		
																				2023	DIST 93	RIDE	4.07	PRPI	GOOD	IRI	58		

REF PT	RIDE	DST	RUT (IN)	IRI IN/MI	PRPI	AVG NUM (2023) FLT	NUM (2023) FLT	AC	AVERAGE BLD	RIDE LC	DISTRESS TC	& RT	RUT RT
231	4.01	94	0.08	60.00	GOOD	N/A	N/A	3	0	0	2	0	0
232	4.11	92	0.08	56.00	GOOD	N/A	N/A	3	0	0	2	0	2
233	4.17	93	0.08	54.00	GOOD	N/A	N/A	3	0	1	2	0	0
234	4.26	90	0.09	50.00	GOOD	N/A	N/A	3	0	1	3	0	2
235	4.00	92	0.09	61.00	GOOD	N/A	N/A	3	0	0	2	0	2
236	3.88	94	0.10	67.00	GOOD	N/A	N/A	3	0	0	2	0	0
AVG	4.07	93	0.09	58.00	GOOD	N/A	N/A	3	0	0	2	0	1

18 OCCURS DPTH (IN)	COMPONENTS	LSHL WPTH (FT)	RDWY WPTH (FT)	RSHL WPTH (FT)	OIL/CON TYPE	CLS AGG	YEAR	COST THOUS	DSN LFE	PCN	SUB	H
	GRADE		36.0				1950	82				
5.0	AGGREGATE BASE		34.0				1956					
2.0	STABILIZED BASE		32.0				1956					
2.5	HOT BIT PAVEMENT		24.0		120-150		1956	112	20			
	DRIVE SLOPE FLATTENING						1990	20				
-.8	MILLING		24.0				1990					
2.0	HOT BIT PAVEMENT		24.0		120-150		1990	239	13			
	CONTRACT SAND SEAL		24.0		HFMS-2		1993					
	RIPRAP						1997	18	11629		1	
	INT CONT PATCH-1.25"		24.0		PG 58-28	27	1999	68	12846		1	
	DISTRICT CHIP SEAL		24.0		MC-3000	43	2001	39				
1.5	HOT BIT PAVEMENT		24.0		PG 58-28	27	2006	371	7	16306	1	
	SLURRY SEAL		24.0			SS	2009	181	17413		1	
	WIDENING	1.5		1.5			2017	2187	21507		1	
-1.0	MILLING		24.0				2017		21507		1	
12.2	AGGREGATE BASE		2.0	2.0		05	2017		21507		1	
3.0	HBP-SUPERPAVE-FAA 42		2.0	2.0	PG 58-28	SP	2017		10	21507	1	
	CONTRACT CHIP SEAL		28.0		CRS2P	41	2020	134	22710		1	

ENGLISH

D	HWY	S	D	FROM REF PT	FROM OFFSET (XX)	TO REF PT	TO OFFSET (XX)	LENGTH (XX)	LEFT SHLDR WIDTH	DRVNG LANE WIDTH	RIGHT SHLDR WIDTH	SURF DPTH	BASE DPTH	GRAD WDTN	FIN WDTN	TAADT	AADT	ESALS	PAV AGE	EFF PAV AGE	LAST YEAR SEAL	PVMT TYPE	PVMT DESC	HWY PTY	FRT LVL	INTL CONS	PREV CONS	LTST CONS	LTST REHAB
1	200	E		249.000	0.0340	252.062	0.0000	3.0204	2.0	24.0	2.0	7.7	7.0	38.8	28.0	100	270 2022	77	70	16	2020	FLEX	ASPHT	RSC	1	1954	2006	2018	C CHIP SEAL
CO LN TO JCT 3 SOUTH																		2014	DIST 78	RIDE 3.48	PRPI	FAIR	IRI 85						
																		2015	DIST 84	RIDE 3.51	PRPI	FAIR	IRI 83						
																		2016	DIST 82	RIDE 3.28	PRPI	GOOD	IRI 94						
																		2017	DIST 82	RIDE 3.14	PRPI	FAIR	IRI 100						
																		2018	DIST 99	RIDE 4.49	PRPI	GOOD	IRI 39						
																		2019	DIST 97	RIDE 4.54	PRPI	GOOD	IRI 37						
																		2020	DIST 95	RIDE 4.46	PRPI	GOOD	IRI 40						
																		2021	DIST 95	RIDE 4.30	PRPI	GOOD	IRI 47						
																		2022	DIST 96	RIDE 4.26	PRPI	GOOD	IRI 49						
																		2023	DIST 96	RIDE 4.19	PRPI	GOOD	IRI 52						

REF PT	RIDE	DST	RUT (IN)	IRI IN/MI	PRPI	AVG NUM (2023) AVERAGE RIDE, DISTRESS & RUT									
PT	RIDE	DST	(IN)	IN/MI	PRPI	FLT	FLT	AC	BLD	LC	TC	BC	RW	BP	RT
249	4.29	97	0.09	48.00	GOOD	N/A	N/A	0	0	0	2	0	0	0	0
250	4.18	95	0.10	53.00	GOOD	N/A	N/A	0	0	1	3	0	0	0	0
251	4.30	96	0.09	48.00	GOOD	N/A	N/A	0	0	1	2	0	0	0	0
252	3.98	95	0.09	62.00	GOOD	N/A	N/A	0	0	1	3	0	0	0	0
AVG	4.19	96	0.09	52.75	GOOD	N/A	N/A	0	0	1	3	0	0	0	0

17 OCCURS										LSHL	RDWY	RSHL	OIL/CON			CLS	COST		DSN			
DPNTH	COMPONENTS									WDTH (FT)	WDTH (FT)	WDTH (FT)	TYPE	AGG	YEAR	THOUS	LFE	PCN	SUB	H		
	GRADE									32.0					1949	40						
	5.0 AGGREGATE BASE									29.0					1954							
	2.0 STABILIZED BASE									28.0					1954							
	2.5 HOT BIT PAVEMENT									24.0			150-200		1954	53	20					
	DRIVE SLOPE FLATTENING														1990	11						
	-.8 MILLING									24.0					1990							
	2.5 HOT BIT PAVEMENT									24.0			120-150		1990	133	13					
	CONTRACT SAND SEAL									24.0			HFMS-2		1993							
	INT CONT PATCH-1.25"									24.0			PG 58-28	27	1999	38		12846	1			
	DISTRICT CHIP SEAL									24.0			MC-3000	43	2001	23						
	1.5 HOT BIT PAVEMENT									24.0			PG 58-28	27	2006	207	7	16307	1			
	SLURRY SEAL									24.0			SS	2009	101	17413	1					
	-1.0 MILLING									24.0					2018	1044		21508	1			
	WIDENING									3.4		3.4			2018			21508	1			
	12.0 AGGREGATE BASE									3.0		3.0			2018			21508	1			
	3.0 HBP-SUPERPAVE-FAA 43									2.0	24.0	2.0	PG 58-28	SP	2018		10	21508	1			
	CONTRACT CHIP SEAL									28.0			CRS2P	41	2020	75		22710	1			

NDDOT RIMS HIGHWAY PROJECTS - HIGHWAY COMPONENTS
HIGHWAY COMPONENTS DISTRICT INFO BOOK
FOR BISMARCK DISTRICT

ENGLISH

D	HWY	S	D	FROM REF PT	FROM OFFSET (XX)	TO REF PT	TO OFFSET (XX)	LENGTH (XX)	LEFT SHLDR WIDTH	DRVNG LANE WIDTH	RIGHT SHLDR WIDTH	SURF DPTH	BASE DPTH	GRAD WIDTH	FIN WIDTH	TAADT	AAADT	ESALS	PAV AGE	EFF PAV AGE	LAST YEAR SEAL	PVMT TYPE	PVMT DESC	HWY PTY	FRT LVL	INTL CONS	PREV CONS	LTST CONS	LTST REHAB																																																																														
1	200	A	E	900.000	0.0000	901.000	0.5000	1.5019	8.0	24.0	8.0	6.5	7.0	36.0	40.0	305	1855 2023	156	11	11	2023	FLEX	ASPHT	RSC	1	2013	2013	2013	F CHIP SEAL																																																																														
JCT 200 EAST 1.5 MILES																		2014	DIST	99	RIDE	3.91	PRPI	GOOD	IRI	65	2015	DIST	89	RIDE	4.13	PRPI	GOOD	IRI	55	2016	DIST	89	RIDE	3.91	PRPI	GOOD	IRI	65	2017	DIST	89	RIDE	4.00	PRPI	GOOD	IRI	61	2018	DIST	94	RIDE	3.83	PRPI	GOOD	IRI	69	2019	DIST	90	RIDE	4.01	PRPI	GOOD	IRI	60	2020	DIST	87	RIDE	3.77	PRPI	GOOD	IRI	71	2021	DIST	87	RIDE	3.99	PRPI	GOOD	IRI	62	2022	DIST	86	RIDE	3.56	PRPI	GOOD	IRI	81	2023	DIST	78	RIDE	3.81	PRPI	GOOD	IRI	70

REF PT	RIDE	DST	RUT (IN)	IRI IN/MI	PRPI	AVG NUM (2023) FLT	AC	BLD	LC	TC	BC	RW	BP	RT
900	3.79	78	0.32	71.00	GOOD	N/A	N/A	3	0	1	3	0	0	14
901	3.83	78	0.35	69.00	GOOD	N/A	N/A	3	0	1	3	0	0	14
AVG	3.81	78	0.34	70.00	GOOD	N/A	N/A	3	0	1	3	0	0	14

13 OCCURS DPTH (IN)	COMPONENTS	LSHL WPTH (FT)	RDWY WPTH (FT)	RSHL WPTH (FT)	OIL/CON TYPE	CLS AGG	YEAR	COST THOUS	DSN LFE	PCN	SUB	H
	GRADE		36.0				1947	16				
5.0	AGGREGATE BASE		34.0				1948					
2.0	STABILIZED BASE		32.0				1948					
2.5	HOT BIT PAVEMENT		22.0		120-150		1948	31	20			
1.5	HOT BIT PAVEMENT		24.0		120-150		1978	58	20			
	CONTRACT CHIP SEAL		24.0		HFMS-2		1989	11				
	INT CONT PATCH-1.5"		24.0		PG 58-28	29	2010			18704		1
	WIDENING	11.0		11.0			2013			16163		1
12.0	SALVAGED BIT BASE	11.0		11.0			2013			16163		1
2.5	HBP-SUPERPAVE-FAA 45	8.0	24.0	8.0	PG 64-28	SP	2013	1865	20	16163		1
	FEDERAL AID CHIP SEAL		40.0		CRS2P	41	2016	51		21417		1
	FEDERAL AID CHIP SEAL		25.0		CRS2P	11	2023	77		23839		1
	FEDERAL AID SAND SEAL	7.5		7.5	CRS2P	45	2023			23839		1

NDDOT RIMS HIGHWAY PROJECTS - HIGHWAY COMPONENTS
 HIGHWAY COMPONENTS DISTRICT INFO BOOK
 FOR BISMARCK DISTRICT

ENGLISH

D	HWY	S	D	FROM REF	FROM PT	TO REF	TO PT	LENGTH (XX)	LEFT SHLDR WIDTH	DRVNG LANE WIDTH	RIGHT SHLDR WIDTH	SURF DPTH	BASE DPTH	GRAD WIDTH	FIN WIDTH	TAADT	AAADT	ESALS	PAV AGE	EFF PAV AGE	LAST YEAR SEAL	PVMT TYPE	PVMT DESC	HWY PTY	FRT LVL	INTL CONS	PREV CONS	LTST CONS	LTST REHAB																																																																														
1	200	A	E	901.000	0.5000	902.000	0.1910	0.6885	8.0	24.0	8.0	6.0	9.0	44.0	40.0	305	1855 2023	156	11	11	2023	FLEX	ASPHT	RSC	1	2013	2013	2013	F CHIP SEAL																																																																														
1.5 MI E JCT 200 E 0.7 MI																		2014	DIST	99	RIDE	3.98	PRPI	GOOD	IRI	62	2015	DIST	85	RIDE	4.28	PRPI	GOOD	IRI	48	2016	DIST	85	RIDE	3.90	PRPI	GOOD	IRI	65	2017	DIST	85	RIDE	4.15	PRPI	GOOD	IRI	54	2018	DIST	92	RIDE	3.79	PRPI	GOOD	IRI	71	2019	DIST	92	RIDE	4.19	PRPI	GOOD	IRI	53	2020	DIST	87	RIDE	3.88	PRPI	GOOD	IRI	67	2021	DIST	86	RIDE	4.08	PRPI	GOOD	IRI	58	2022	DIST	86	RIDE	3.69	PRPI	GOOD	IRI	75	2023	DIST	86	RIDE	3.72	PRPI	GOOD	IRI	73

REF PT	RIDE	DST	RUT (IN)	IRI IN/MI	PRPI	AVG NUM FLT	(2023) FLT	AVERAGE BLD	RIDE LC	DISTRESS TC	& RT BC	RUT BP	RT	
902	3.72	86	0.26	73.00	GOOD	N/A	N/A	3	0	1	3	0	0	6
AVG	3.72	86	0.26	73.00	GOOD	N/A	N/A	3	0	1	3	0	0	6

13 OCCURS DPTH (IN)	COMPONENTS	LSHL WIDTH (FT)	RDWY WIDTH (FT)	RSHL WIDTH (FT)	OIL/CON TYPE	CLS AGG	YEAR	COST THOUS	DSN LFE	PCN	SUB	H
	GRADE		44.0				1966	20				
5.0	AGGREGATE BASE		40.0				1966					
4.0	BITUMINOUS BASE		36.0		SM-K		1966					
2.0	COLD BITUMINOUS PAVEMENT		24.0		SM-K		1966	38	20			
1.5	HOT BIT PAVEMENT		24.0		120-150		1978	27	20			
	CONTRACT CHIP SEAL		24.0		HFMS-2		1989	5				
	INT CONT PATCH-1.5"		24.0		PG 58-28	29	2010			18704		1
	WIDENING	11.0		11.0			2013			16163		1
12.0	SALVAGED BIT BASE	11.0		11.0			2013			16163		1
2.5	HBP-SUPERPAVE-FAA 45	8.0	24.0	8.0	PG 64-28	SP	2013	855	20	16163		1
	FEDERAL AID CHIP SEAL		40.0		CRS2P	41	2016	23		21417		1
	FEDERAL AID CHIP SEAL		25.0		CRS2P	11	2023	36		23839		1
	FEDERAL AID SAND SEAL	7.5		7.5	CRS2P	45	2023			23839		1

NDDOT RIMS HIGHWAY PROJECTS - HIGHWAY COMPONENTS
HIGHWAY COMPONENTS DISTRICT INFO BOOK
FOR BISMARCK DISTRICT

ENGLISH

D	HWY	S	D	FROM REF PT	FROM OFFSET (XX)	TO REF PT	TO OFFSET (XX)	LENGTH (XX)	LEFT SHLDR WIDTH	DRVNG LANE WIDTH	RIGHT SHLDR WIDTH	SURF DPTH	BASE DPTH	GRAD WIDTH	FIN WIDTH	TAADT	AADT	ESALS	PAV AGE	EFF PAV AGE	LAST YEAR SEAL	PVMT TYPE	PVMT DESC	HWY PTY	FRT LVL	INTL CONS	PREV CONS	LTST CONS	LTST REHAB																																																																														
1	200	A	E	902.000	0.1910	902.991	0.0000	0.8010	8.0	24.0	8.0	6.5	7.0	36.0	40.0	305	1855 2023	238	11	11	2023	FLEX	ASPHT	RSC	1	2013	2013	2013	F CHIP SEAL																																																																														
2.2 MI E JCT 200 E TO W JCT 31																		2014	DIST	NA	RIDE	N/A	PRPI	N/A	IRI	N/A	2015	DIST	NA	RIDE	N/A	PRPI	N/A	IRI	N/A	2016	DIST	NA	RIDE	N/A	PRPI	N/A	IRI	N/A	2017	DIST	NA	RIDE	N/A	PRPI	N/A	IRI	N/A	2018	DIST	NA	RIDE	N/A	PRPI	N/A	IRI	N/A	2019	DIST	NA	RIDE	N/A	PRPI	N/A	IRI	N/A	2020	DIST	NA	RIDE	N/A	PRPI	N/A	IRI	N/A	2021	DIST	NA	RIDE	N/A	PRPI	N/A	IRI	N/A	2022	DIST	NA	RIDE	N/A	PRPI	N/A	IRI	N/A	2023	DIST	NA	RIDE	N/A	PRPI	N/A	IRI	N/A

REF PT	RIDE	DST	RUT (IN)	IRI IN/MI	PRPI	AVG NUM (2023) FLT	AVG NUM (2023) AC	AVG NUM (2023) BLD	AVG NUM (2023) LC	AVG NUM (2023) TC	AVG NUM (2023) BC	AVG NUM (2023) RW	AVG NUM (2023) BP	AVG NUM (2023) RT
AVG	N/A	NA	N/A	N/A	N/A	N/A	N/A	N/A	N/A	N/A	N/A	N/A	N/A	N/A

13 OCCURS	DPATH (IN)	COMPONENTS	LSHL WIDTH (FT)	RDWY WIDTH (FT)	RSBL WIDTH (FT)	OIL/CON TYPE	CLS AGG	YEAR	COST THOUS	DSN LFE	PCN	SUB	H
		GRADE		36.0				1947	12				
	5.0	AGGREGATE BASE		34.0				1948					
	2.0	STABILIZED BASE		32.0				1948					
	2.5	HOT BIT PAVEMENT		22.0		120-150		1948	16	20			
	1.5	HOT BIT PAVEMENT		24.0		120-150		1978	31	20			
		CONTRACT CHIP SEAL		24.0		HFMS-2		1989	6				
		INT CONT PATCH-1.5"		24.0		PG 58-28	29	2010			18704		1
		WIDENING	11.0		11.0			2013			16163		1
	12.0	SALVAGED BIT BASE	11.0		11.0			2013			16163		1
	2.5	HBP-SUPERPAVE-FAA 45	8.0	24.0	8.0	PG 64-28	SP	2013	995	20	16163		1
		FEDERAL AID CHIP SEAL		40.0		CRS2P	41	2016	27		21417		1
		FEDERAL AID CHIP SEAL		25.0		CRS2P	11	2023	41		23839		1
		FEDERAL AID SAND SEAL	7.5		7.5	CRS2P	45	2023			23839		1

NDDOT RIMS HIGHWAY PROJECTS - HIGHWAY COMPONENTS
HIGHWAY COMPONENTS DISTRICT INFO BOOK
FOR BISMARCK DISTRICT

ENGLISH

D	HWY	S	D	FROM REF	FROM PT	TO REF	TO PT	LENGTH (XX)	LEFT SHLDR WIDTH	DRVNG LANE WIDTH	RIGHT SHLDR WIDTH	SURF DPTH	BASE DPTH	GRAD WIDTH	FIN WIDTH	TAADT	AAADT	ESALS	PAV AGE	EFF PAV AGE	LAST YEAR SEAL	PVMT TYPE	PVMT DESC	HWY PTY	FRT LVL	INTL CONS	PREV CONS	LTST CONS	LTST REHAB																																																																														
1	200	A	E	902.991	0.0000	904.857	0.0000	1.8677	8.0	24.0	8.0	8.5	7.0	48.0	40.0	205	1435 2023	139	19	19	2021	FLEX	ASPHT	RSC	1	2005	2005	2005	F	CHIP SEAL																																																																													
W JCT 31 TO EAST JCT 31																		2014	DIST	91	RIDE	4.02	PRPI	GOOD	IRI	60	2015	DIST	87	RIDE	3.87	PRPI	GOOD	IRI	67	2016	DIST	95	RIDE	3.85	PRPI	GOOD	IRI	67	2017	DIST	95	RIDE	3.65	PRPI	GOOD	IRI	77	2018	DIST	88	RIDE	3.68	PRPI	GOOD	IRI	76	2019	DIST	90	RIDE	3.68	PRPI	GOOD	IRI	75	2020	DIST	84	RIDE	3.69	PRPI	GOOD	IRI	75	2021	DIST	85	RIDE	3.58	PRPI	GOOD	IRI	80	2022	DIST	85	RIDE	3.47	PRPI	GOOD	IRI	85	2023	DIST	87	RIDE	3.34	PRPI	GOOD	IRI	91

REF PT	RIDE	DST	RUT (IN)	IRI IN/MI	PRPI	AVG NUM (2023) FLT	AC	BLD	LC	TC	BC	RW	BP	RT
903	3.43	86	0.27	87.00	GOOD	N/A	N/A	3	0	1	3	0	0	6
904	3.25	87	0.23	96.00	GOOD	N/A	N/A	3	0	1	2	0	0	6
AVG	3.34	87	0.25	91.50	GOOD	N/A	N/A	3	0	1	3	0	0	6

13 OCCURS DPTH (IN)	COMPONENTS	LSHL WPTH (FT)	RDWY WPTH (FT)	RSHL WPTH (FT)	OIL/CON TYPE	CLS AGG	YEAR	COST THOUS	DSN LFE	PCN	SUB	H
	GRADE		28.0				1947	20				
5.0	AGGREGATE BASE		25.0				1948					
2.0	STABILIZED BASE		24.0				1948					
2.0	HOT BIT PAVEMENT		22.0		120-150		1948	24	20			
	WIDENING		48.0				1969	5				
1.5	HOT BIT PAVEMENT		44.0		SC-3000		1971	40	20			
	CONTRACT CHIP SEAL		26.0		MC-3000		1984	18				
	MAINTENANCE GRAVEL SEAL	10.0	24.0	10.0	MC-3000	43	1998	10				
3.0	HOT BIT PAVEMENT	8.0	24.0	8.0	PG 58-28	29	2005	351	20	15646		1
	FEDERAL AID CHIP SEAL		24.0		CRS2P	41	2008	61		17216		1
	FEDERAL AID CHIP SEAL	8.0		8.0	CRS2P	45	2008			17216		1
	FEDERAL AID CHIP SEAL		24.0		CRS2P	41	2021	60		23039		1
	FEDERAL AID SAND SEAL	7.1		7.1	CRS2P	45	2021			23039		1

ENGLISH

D	HWY	S	D	FROM REF	FROM PT	TO REF	TO PT	LENGTH (XX)	LEFT SHLDR WIDTH	DRVNG LANE WIDTH	RIGHT SHLDR WIDTH	SURF DPTH	BASE DPTH	GRAD WIDTH	FIN WIDTH	TAADT	AAADT	ESALS	PAV AGE	EFF PAV AGE	LAST YEAR SEAL	PVMT TYPE	PVMT DESC	HWY PTY	FRT LVL	INTL CONS	PREV CONS	LTST CONS	LTST REHAB																		
1	200	A	E	904.857	0.0000	908.000	0.6570	3.7945	8.0	24.0	8.0	7.5		48.0	40.0	217	1347 2023	147	19	19	2021	FLEX	ASPHT	RSC	1	2005	2005	2005	F	CHIP SEAL																	
EAST JCT 31 E TO POZ-0-PAC SECTION																		2014	DIST	83	RIDE	3.95	PRPI	GOOD	IRI	63																					

REF PT	RIDE	DST	RUT (IN)	IRI IN/MI	PRPI	AVG NUM (2023) FLT	AC	BLD	LC	TC	BC	RW	BP	RT
905	3.58	87	0.21	80.00	GOOD	N/A	N/A	3	0	1	2	0	0	6
906	2.94	87	0.22	110.00	POOR	N/A	N/A	3	0	1	2	0	0	6
907	2.98	87	0.25	108.00	GOOD	N/A	N/A	3	0	1	2	0	0	6
908	3.41	85	0.28	88.00	GOOD	N/A	N/A	3	0	1	2	0	2	6
AVG	3.23	87	0.24	96.50	GOOD	N/A	N/A	3	0	1	2	0	1	6

12 OCCURS DPTH (IN)	COMPONENTS	LSHL WPTH (FT)	RDWY WPTH (FT)	RSHL WPTH (FT)	OIL/CON TYPE	CLS AGG	YEAR	COST THOUS	DSN LFE	PCN	SUB	H
5.0	HOT BIT PAVEMENT	44.0			SC-3000		1971	141	20			
	BITUMINOUS BASE				RC-800		1971					
	CONTRACT CHIP SEAL	26.0			MC-3000		1984	36				
	INT CONT PATCH-1.0"	24.0			120-150		1992	21				
	INT CONT PATCH-1.25"	25.0			120-150	27	1997	40		1481	1	
	MAINTENANCE GRAVEL SEAL	10.0	24.0	10.0	MC-3000	43	1998	20				
2.5	HOT BIT PAVEMENT	8.0	24.0	8.0	PG 58-28	29	2005	714	20	15646	1	
	FEDERAL AID CHIP SEAL		24.0		CRS2P	41	2008	125		17216	1	
	FEDERAL AID CHIP SEAL	8.0		8.0	CRS2P	45	2008			17216	1	
	FEDERAL AID CHIP SEAL		24.0		CRS2P	41	2021	121		23039	1	
	FEDERAL AID SAND SEAL	7.1		7.1	CRS2P	45	2021			23039	1	

ENGLISH

D	HWY	S	D	FROM REF	FROM PT	TO REF	TO PT	TO OFFSET	LENGTH	LEFT SHLDR WIDTH	DRVNG LANE WIDTH	RIGHT SHLDR WIDTH	SURF DPTH	BASE DPTH	GRAD WIDTH	FIN WIDTH	TAADT	AAADT	ESALS	PAV AGE	EFF PAV AGE	LAST YEAR SEAL	PVMT TYPE	PVMT DESC	HWY PTY	FRT LVL	INTL CONS	PREV CONS	LTST CONS	LTST REHAB																																																																														
1	200	A	E	908.000	0.6570	909.000	0.2130	0.5608	8.0	24.0	8.0	4.0	6.0	48.0	40.0	218	1394 2023	147	19	19	2021	FLEX	ASPHT	RSC	1	2005	2005	2005	F CHIP SEAL																																																																															
POZ-0-PAC SECTION E 0.6 MI																			2014	DIST	89	RIDE	3.54	PRPI	GOOD	IRI	82	2015	DIST	89	RIDE	3.00	PRPI	GOOD	IRI	108	2016	DIST	84	RIDE	3.18	PRPI	GOOD	IRI	98	2017	DIST	83	RIDE	3.56	PRPI	GOOD	IRI	81	2018	DIST	82	RIDE	3.56	PRPI	GOOD	IRI	81	2019	DIST	81	RIDE	3.46	PRPI	GOOD	IRI	86	2020	DIST	79	RIDE	3.47	PRPI	GOOD	IRI	85	2021	DIST	79	RIDE	3.28	PRPI	GOOD	IRI	94	2022	DIST	79	RIDE	3.30	PRPI	GOOD	IRI	93	2023	DIST	81	RIDE	3.08	PRPI	GOOD	IRI	103

REF PT	RIDE	DST	RUT (IN)	IRI IN/MI	PRPI	AVG NUM (2023) FLT	NUM AC	AVERAGE BLD	RIDE LC	DISTRESS TC	& RT BC	RUT BP	RT	
909	3.08	81	0.21	103.00	GOOD	N/A	N/A	3	0	1	2	0	6	6
AVG	3.08	81	0.21	103.00	GOOD	N/A	N/A	3	0	1	2	0	6	6

12 OCCURS DPTH (IN)	COMPONENTS	LSHL WIDTH (FT)	RDWY WIDTH (FT)	RSHL WIDTH (FT)	OIL/CON TYPE	CLS AGG	YEAR	COST THOUS	DSN LFE	PCN	SUB	H
6.0	POZ-0-PAC GRADE		48.0				1970	78				
1.5	HOT BIT PAVEMENT		44.0		SC-3000		1971	20				
	CONTRACT CHIP SEAL		26.0		MC-3000		1984	6				
	INT CONT PATCH-1.0"		24.0		120-150		1992	3				
	INT CONT PATCH-1.25"		25.0		120-150	27	1997	6		1481		1
	MAINTENANCE GRAVEL SEAL	10.0	24.0	10.0	MC-3000	43	1998	3				
2.5	HOT BIT PAVEMENT		8.0	24.0	8.0	PG 58-28	29	2005	106	20	15646	1
	FEDERAL AID CHIP SEAL		8.0	24.0	CRS2P	41	2008	18			17216	1
	FEDERAL AID CHIP SEAL		8.0	24.0	CRS2P	45	2008	18			17216	1
	FEDERAL AID CHIP SEAL		8.0	24.0	CRS2P	41	2021	18			23039	1
	FEDERAL AID SAND SEAL		7.1	7.1	CRS2P	45	2021	18			23039	1

ENGLISH

D	HWY	S	D	FROM REF	FROM PT	TO REF	TO PT	LENGTH (XX)	LEFT SHLDR WIDTH	DRVNG LANE WIDTH	RIGHT SHLDR WIDTH	SURF DPTH	BASE DPTH	GRAD WDTN	FIN WDTN	TAADT	AAADT	ESALS	PAV AGE	EFF PAV AGE	LAST YEAR SEAL	PVMT TYPE	PVMT DESC	HWY PTY	FRT LVL	INTL CONS	PREV CONS	LTST CONS	LTST REHAB
1	200	A	E	909.000	0.2130	924.000	0.6220	15.3955	8.0	24.0	8.0	8.0		48.0	40.0	242	1381 2023	147	19	19	2021	FLEX	ASPHT	RSC	1	2005	2005	2005	F CHIP SEAL
POZ-0-PAC SEC E TO WASHBURN BRIDGE																		2014	DIST	87	RIDE	3.55	PRPI	GOOD	IRI	81			
2016 PCN 19329 - SLOPE STABILIZATION STATION 201+50 TO 225+00																		2015	DIST	81	RIDE	3.21	PRPI	GOOD	IRI	97			
																		2016	DIST	87	RIDE	3.12	PRPI	GOOD	IRI	101			
																		2017	DIST	84	RIDE	3.29	PRPI	GOOD	IRI	94			
																		2018	DIST	87	RIDE	3.21	PRPI	GOOD	IRI	97			
																		2019	DIST	84	RIDE	3.15	PRPI	GOOD	IRI	101			
																		2020	DIST	91	RIDE	4.07	PRPI	GOOD	IRI	57			
																		2021	DIST	90	RIDE	4.03	PRPI	GOOD	IRI	59			
																		2022	DIST	90	RIDE	3.90	PRPI	GOOD	IRI	65			
																		2023	DIST	87	RIDE	3.82	PRPI	GOOD	IRI	68			

REF PT	RIDE	DST	RUT (IN)	IRI IN/MI	PRPI	AVG NUM (2023)		AVERAGE		RIDE, DISTRESS & RUT							
PT						FLT	FLT	AC	BLD	LC	TC	BC	RW	BP	RT		
910	3.84	82	0.16	68.00	GOOD	N/A	N/A	3	0	0	2	0	0	6	6		
911	3.97	90	0.14	62.00	GOOD	N/A	N/A	0	0	1	2	0	0	6	0		
912	3.74	88	0.17	72.00	GOOD	N/A	N/A	3	0	1	1	0	0	6	0		
913	3.59	82	0.20	80.00	GOOD	N/A	N/A	3	0	0	2	0	0	6	6		
914	3.89	88	0.16	66.00	GOOD	N/A	N/A	3	0	0	2	0	0	6	0		
915	3.84	89	0.18	68.00	GOOD	N/A	N/A	3	0	0	1	0	0	6	0		
916	3.83	90	0.17	68.00	GOOD	N/A	N/A	0	0	1	2	0	0	6	0		
917	3.85	91	0.18	68.00	GOOD	N/A	N/A	0	0	0	2	0	0	6	0		
918	4.02	87	0.16	60.00	GOOD	N/A	N/A	3	0	1	2	0	0	6	0		
919	3.80	91	0.14	70.00	GOOD	N/A	N/A	0	0	0	2	0	0	6	0		
920	3.94	91	0.18	64.00	GOOD	N/A	N/A	0	0	0	2	0	0	6	0		
921	3.80	85	0.20	70.00	GOOD	N/A	N/A	0	0	1	1	0	0	6	6		
922	4.01	87	0.17	60.00	GOOD	N/A	N/A	3	0	1	2	0	0	6	0		
923	3.58	79	0.19	80.00	GOOD	N/A	N/A	3	0	1	4	0	0	6	6		
924	3.62	88	0.21	78.00	GOOD	N/A	N/A	3	0	0	2	0	0	6	0		
AVG	3.82	87	0.17	68.93	GOOD	N/A	N/A	2	0	0	2	0	0	6	2		

15 OCCURS	DSN	PCN	SUB	H								
DPTH (IN)	COMPONENTS	LSHL WDTN (FT)	RDWY WDTN (FT)	RSHL WDTN (FT)	OIL/CON TYPE	CLS AGG	YEAR	COST THOUS	DSN LFE	PCN	SUB	H
	GRADE	48.0					1970	1214				
5.0	HOT BIT PAVEMENT	44.0			SC-3000		1971	579	20			
	INT CONT PATCH-1.0"	24.0			120-150		1992	85				
	DISTRICT CHIP SEAL	24.0			MC-3000		1993	57				
	INT CONT PATCH-1.25"	24.0			120-150		1994	109				
	DRIVE SLOPE FLATTENING	24.0					1995	192				
	INT CONT PATCH-1.25"	25.0			120-150	27	1997	162		1481	1	
	MAINTENANCE GRAVEL SEAL	10.0	24.0	10.0	MC-3000	43	1998	81				
3.0	HOT BIT PAVEMENT	8.0	24.0	8.0	PG 58-28	29	2005	2897	20	15646	1	
	FEDERAL AID CHIP SEAL	24.0			CRS2P	41	2008	506		17216	1	
	FEDERAL AID CHIP SEAL	8.0		8.0	CRS2P	45	2008			17216	1	
	INT CONT PATCH-2.0"	7.0	24.0	7.0	PG 58-28	SP	2016			20967	1	
	INT CONT PATCH-2.0"	7.0	24.0	7.0	PG 58S28	SP	2020			22464	1	
	FEDERAL AID CHIP SEAL	24.0			CRS2P	41	2021	492		23039	1	
	FEDERAL AID SAND SEAL	7.1		7.1	CRS2P	45	2021			23039	1	

ENGLISH

D	HWY	S	D	FROM REF	FROM PT	TO REF	TO PT	LENGTH (XX)	LEFT SHLDR WIDTH	DRVNG LANE WIDTH	RIGHT SHLDR WIDTH	SURF DPTH	BASE DPTH	GRAD WIDTH	FIN WIDTH	TAADT	AAADT	ESALS	PAV AGE	EFF PAV AGE	LAST YEAR SEAL	PVMT TYPE	PVMT DESC	HWY PTY	FRT LVL	INTL CONS	PREV CONS	LTST CONS	LTST REHAB																																																																														
1	200	A	E	924.000	0.6220	925.654	0.0000	1.0336	8.0	36.0	8.0	6.0	4.0	60.0	52.0	341	1874 2023	249	19	19	2021	FLEX	ASPHT	RSC	1	2005	2005	2005	F CHIP SEAL																																																																														
WASHBURN BRIDGE TO JCT 83 (SPUR)																		2014	DIST	82	RIDE	2.56	PRPI	POOR	IRI	130	2015	DIST	85	RIDE	2.58	PRPI	POOR	IRI	128	2016	DIST	82	RIDE	2.05	PRPI	POOR	IRI	157	2017	DIST	82	RIDE	3.05	PRPI	GOOD	IRI	105	2018	DIST	88	RIDE	2.76	PRPI	POOR	IRI	119	2019	DIST	87	RIDE	3.07	PRPI	GOOD	IRI	104	2020	DIST	87	RIDE	3.14	PRPI	GOOD	IRI	101	2021	DIST	86	RIDE	3.28	PRPI	GOOD	IRI	94	2022	DIST	86	RIDE	2.93	PRPI	POOR	IRI	110	2023	DIST	85	RIDE	2.84	PRPI	POOR	IRI	115

REF PT	RIDE	DST	RUT (IN)	IRI IN/MI	PRPI	AVG NUM (2023) FLT	NUM AC	AVERAGE BLD	RIDE LC	DISTRESS TC	& RT BC	RUT BP	RT	
925	2.84	85	0.17	115.00	POOR	N/A	N/A	3	0	1	4	0	6	0
AVG	2.84	85	0.17	115.00	POOR	N/A	N/A	3	0	1	4	0	6	0

14 OCCURS DPTH (IN)	COMPONENTS	LSHL WIDTH (FT)	RDWY WIDTH (FT)	RSHL WIDTH (FT)	OIL/CON TYPE	CLS AGG	YEAR	COST THOUS	DSN LFE	PCN	SUB	H
	GRADE		56.0				1969	48				
4.0	BITUMINOUS BASE		52.0				1969	6				
1.5	HOT BIT PAVEMENT				120-150		1971					
1.5	HOT BIT PAVEMENT				120-150		1971	18	20			
	CONTRACT CHIP SEAL		38.0		MC-3000		1984	9				
	INT CONT PATCH-1.0"		12.0		120-150		1992	6				
	INT CONT PATCH-1.25"		25.0		120-150	27	1997	11		1481		1
	RAIL RETROFIT						2002	1262		14427		1
3.0	HOT BIT PAVEMENT	8.0	36.0	8.0	PG 58-28	29	2005	194	20	15646		1
	FEDERAL AID CHIP SEAL		36.0		CRS2P	41	2008	34		17216		1
	FEDERAL AID CHIP SEAL	8.0		8.0	CRS2P	45	2008			17216		1
	INT CONT PATCH-2.0"	7.0	24.0	7.0	PG 58S28	SP	2020			22464		1
	FEDERAL AID CHIP SEAL		24.0		CRS2P	41	2021	33		23039		1
	FEDERAL AID SAND SEAL	7.1		7.1	CRS2P	45	2021			23039		1

ENGLISH

D	HWY	S	D	FROM REF	FROM PT	TO REF	TO PT	LENGTH (XX)	LEFT SHLDR WIDTH	DRVNG LANE WIDTH	RIGHT SHLDR WIDTH	SURF DPTH	BASE DPTH	GRAD WDTN	FIN WDTN	TAADT	AADT	ESALS	PAV AGE	LAST PAV AGE	YEAR SEAL	PVMT TYPE	PVMT DESC	HWY PTY	FRT LVL	INTL CONS	PREV CONS	LTST CONS	LTST REHAB
1	200	A	E	925.654	0.0000	936.383	0.0000	10.7242	5.5	24.0	5.5	3.5	7.0	42.0	35.0	80	538 2023	47	76	76	2021	FLEX	ASPHT	RCL	3	1948	1948	1948	F CHIP SEAL
WASHBURN N TO JCT 200																													
PCN 22464 HMA PATCHING ENDED AT RP 928.780 ON THIS SEGMENT IN YR 2020																													
2014 DIST 84 RIDE 3.30 PRPI GOOD IRI 93																													
2015 DIST 81 RIDE 3.10 PRPI FAIR IRI 103																													
2016 DIST 84 RIDE 2.81 PRPI FAIR IRI 117																													
2017 DIST 82 RIDE 3.00 PRPI FAIR IRI 107																													
2018 DIST 91 RIDE 2.64 PRPI POOR IRI 127																													
2019 DIST 88 RIDE 2.88 PRPI FAIR IRI 114																													
2020 DIST 86 RIDE 2.82 PRPI FAIR IRI 119																													
2021 DIST 84 RIDE 2.78 PRPI FAIR IRI 120																													
2022 DIST 86 RIDE 2.95 PRPI FAIR IRI 111																													
2023 DIST 86 RIDE 2.95 PRPI FAIR IRI 111																													

REF PT	RIDE	DST	RUT (IN)	IRI IN/MI	PRPI	AVG NUM (2023)		AVERAGE RIDE, DISTRESS & RUT									
PT						FLT	FLT AC	BLD	LC	TC	BC	RW	BP	RT			
926	4.02	88	0.12	60.00	GOOD	N/A	N/A	3	0	0	2	0	0	6	0		
927	3.93	89	0.10	64.00	GOOD	N/A	N/A	0	0	1	3	0	0	6	0		
928	3.89	90	0.10	66.00	GOOD	N/A	N/A	0	0	1	2	0	0	6	0		
929	2.67	85	0.13	123.00	FAIR	N/A	N/A	6	0	3	3	0	0	2	0		
930	2.70	80	0.12	122.00	FAIR	N/A	N/A	9	0	4	4	0	0	2	0		
931	2.76	81	0.12	119.00	FAIR	N/A	N/A	9	0	1	4	0	0	4	0		
932	2.21	80	0.11	148.00	POOR	N/A	N/A	9	0	3	5	0	0	2	0		
933	2.94	88	0.11	110.00	FAIR	N/A	N/A	6	0	1	4	0	0	0	0		
934	2.81	84	0.10	116.00	FAIR	N/A	N/A	6	0	3	4	0	0	2	0		
935	2.61	86	0.10	127.00	FAIR	N/A	N/A	6	0	1	4	0	0	2	0		
936	1.86	93	0.09	168.00	POOR	N/A	N/A	3	0	1	2	0	0	0	0		
AVG	2.95	86	0.11	111.18	FAIR	N/A	N/A	5	0	2	3	0	0	3	0		

14 OCCURS	LSHL WDTN	RDWY WDTN	RSHL WDTN	OIL/CON TYPE	CLS AGG	YEAR	COST THOUS	DSN LFE	PCN	SUB	H
DPTH (IN)											
GRADE		32.0				1932					
WIDENING		42.0				1948	142				
5.0 AGGREGATE BASE		40.0				1948					
2.0 STABILIZED BASE		38.0				1948					
2.5 HOT BIT PAVEMENT		22.0		120-150		1948	209	20			
DISTRICT CHIP SEAL		22.0		MC-3000		1989	107				
DISTRICT CHIP SEAL		22.0		MC-3000	43	1997	71				
1.5 HOT BIT PAVEMENT		26.0		PG 58-28	27	2005	691		15304	1	
1.5 AGGREGATE BASE	4.5		4.5		04	2005			15304	1	
FEDERAL AID CHIP SEAL		24.0		CRS2P	41	2008			17217	1	
INT CONT PATCH-2.0"		26.0		PG 58-28	SP	2016			20967	1	
INT CONT PATCH-2.0"		26.0		PG 58S28	SP	2020			22464	1	
-.5 MICROMILL		26.0				2021			23039	1	
FEDERAL AID CHIP SEAL		26.0		CRS2P	41	2021	342		23039	1	

ENGLISH

D	HWY	S	D	FROM REF	FROM PT	TO REF	TO PT	LENGTH (XX)	LEFT SHLDR WIDTH	DRVNG LANE WIDTH	RIGHT SHLDR WIDTH	SURF DPTH	BASE DPTH	GRAD WIDTH	FIN WIDTH	TAADT	AAADT	ESALS	PAV AGE	EFF PAV AGE	LAST YEAR SEAL	PVMT TYPE	PVMT DESC	HWY PTY	FRT LVL	INTL CONS	PREV CONS	LTST CONS	LTST REHAB
1	810	E		0.000	0.0000	0.000	0.8460	0.8460	4.0	24.0	10.0	11.0	4.0	50.0	38.0	206	8784 2022	88	14	14	2019	FLEX	ASPHT	UIC	1	2010	2019	2019	SLURRY SEAL
N OF MCKENZIE DR TO MCKENZIE DR																		2014	DIST	82	RIDE	3.96	PRPI	GOOD	IRI	63			
																		2015	DIST	88	RIDE	4.09	PRPI	GOOD	IRI	57			
																		2016	DIST	88	RIDE	3.99	PRPI	GOOD	IRI	61			
																		2017	DIST	85	RIDE	3.84	PRPI	GOOD	IRI	68			
																		2018	DIST	87	RIDE	3.81	PRPI	GOOD	IRI	70			
																		2019	DIST	99	RIDE	4.39	PRPI	GOOD	IRI	44			
																		2020	DIST	93	RIDE	4.29	PRPI	GOOD	IRI	48			
																		2021	DIST	91	RIDE	4.00	PRPI	GOOD	IRI	61			
																		2022	DIST	92	RIDE	4.17	PRPI	GOOD	IRI	53			
																		2023	DIST	85	RIDE	4.12	PRPI	GOOD	IRI	55			

54 FEET CC
PCN 14669 - 2001 - INTERMITTENT PATCHING FROM 0.533 TO 0.843
PCN 15517 - YR 2003 - INTERMITTENT PATCHING 1.5" FROM 0.047 TO 0.495

REF PT	RIDE	DST	RUT (IN)	IRI IN/MI	PRPI	AVG NUM (2023) FLT	NUM (2023) FLT AC	AVERAGE BLD	RIDE LC	DISTRESS TC	RUT BC	RUT RW	RUT BP	RUT RT
0	4.12	85	0.19	55.00	GOOD	N/A	N/A	3	0	3	2	0	0	6
AVG	4.12	85	0.19	55.00	GOOD	N/A	N/A	3	0	3	2	0	0	6

13 OCCURS DPTH (IN)	COMPONENTS	LSHL WDH (FT)	RDWY WDH (FT)	RSHL WDH (FT)	OIL/CON TYPE	CLS AGG	YEAR	COST THOUS	DSN LFE	PCN	SUB	H
2.0	AGGREGATE BASE		46.0				1981					
8.0	HOT BIT PAVEMENT		39.0				1981	144	20			
	MUNICIPAL ITEMS						1986	60				
	INT CONT PATCH-1.25"		37.0		PG 58-28	27	2001	13		14669	1	
3.0	HBP-SUPERPAVE-FAA 45	4.0	24.0		PG 64-28	SP	2010		20	16848	1	
3.0	HOT BIT PAVEMENT			10.0	PG 58-28	27	2010			16848	1	
	MICROSURFACING		24.0	10.0	MC	2010				16848	1	
	FEDERAL AID SAND SEAL	4.0			CRS2P	45	2010			16848	1	
	CONCRETE PAVEMENT REPAIR		24.0				2019			22199	1	
-2.0	MILLING		38.0				2019			22199	1	
2.0	HBP-SUPERPAVE-FAA 45	4.0	24.0	10.0	PG58H28	SP	2019	407	7	22199	1	
	SLURRY SEAL	4.0	24.0	.5	CQS-1H	10	2019			22199	1	
	FEDERAL AID SAND SEAL			9.5	CRS2P	45	2019			22199	1	

NDDOT RIMS HIGHWAY PROJECTS - HIGHWAY COMPONENTS
HIGHWAY COMPONENTS DISTRICT INFO BOOK
FOR BISMARCK DISTRICT

ENGLISH

D	HWY	S	D	FROM REF PT	FROM OFFSET (XX)	TO REF PT	TO OFFSET (XX)	LENGTH (XX)	LEFT SHLDR WIDTH	DRVNG LANE WIDTH	RIGHT SHLDR WIDTH	SURF DPTH	BASE DPTH	GRAD WIDTH	FIN WIDTH	TAADT	AAADT	ESALS	PAV AGE	EFF PAV AGE	LAST YEAR SEAL	PVMT TYPE	PVMT DESC	HWY PTY	FRT LVL	INTL CONS	PREV CONS	LTST CONS	LTST REHAB																																																																														
1	810	E		0.000	0.8460	2.000	0.1720	1.3207	4.0	24.0	10.0	11.0	4.0	50.0	38.0	215	9285 2022	88	14	14	2019	FLEX	ASPHT	UIC	1	2010	2019	2019	SLURRY SEAL																																																																														
BIS-MCKENZIE DR INTR E TO WASH ST																		2014	DIST	87	RIDE	3.44	PRPI	GOOD	IRI	87	2015	DIST	78	RIDE	3.45	PRPI	GOOD	IRI	87	2016	DIST	79	RIDE	3.18	PRPI	GOOD	IRI	100	2017	DIST	78	RIDE	3.19	PRPI	GOOD	IRI	98	2018	DIST	80	RIDE	3.05	PRPI	GOOD	IRI	106	2019	DIST	93	RIDE	3.65	PRPI	GOOD	IRI	78	2020	DIST	92	RIDE	3.51	PRPI	GOOD	IRI	85	2021	DIST	92	RIDE	3.43	PRPI	GOOD	IRI	89	2022	DIST	87	RIDE	3.36	PRPI	GOOD	IRI	92	2023	DIST	90	RIDE	3.68	PRPI	GOOD	IRI	75

REF PT	RIDE	DST	RUT (IN)	IRI IN/MI	PRPI	AVG NUM (2023) FLT	AC	BLD	LC	TC	BC	RW	BP	RT
1	4.22	84	0.23	51.00	GOOD	N/A	N/A	3	0	4	2	0	0	6
2	3.14	96	0.16	100.00	GOOD	N/A	N/A	0	0	3	0	0	0	0
AVG		3.68	90	0.20	75.50	GOOD	N/A	N/A	2	0	2	3	0	3

13 OCCURS DPTH (IN)	COMPONENTS	LSHL WDH (FT)	RDWY WDH (FT)	RSHL WDH (FT)	OIL/CON TYPE	CLS AGG	YEAR	COST THOUS	DSN LFE	PCN	SUB	H
	GRADE						1985					
	HOT BIT PAVEMENT						1985		20			
	MUNICIPAL ITEMS						1985	1067				
	CONTRACT SAND SEAL				RC-800		1985					
3.0	HBP-SUPERPAVE-FAA 45	4.0	24.0		PG 64-28	SP	2010		20	16848		1
3.0	HOT BIT PAVEMENT			10.0	PG 58-28	27	2010			16848		1
	MICROSURFACING		24.0		MC	2010				16848		1
	FEDERAL AID SAND SEAL	4.0		10.0	CRS2P	45	2010			16848		1
	CONCRETE PAVEMENT REPAIR		24.0				2019			22199		1
-2.0	MILLING		38.0				2019			22199		1
2.0	HBP-SUPERPAVE-FAA 45	4.0	24.0	10.0	PG58H28	SP	2019	635	7	22199		1
	SLURRY SEAL	4.0	24.0	.5	CQS-1H	10	2019			22199		1
	FEDERAL AID SAND SEAL			9.5	CRS2P	45	2019			22199		1

ENGLISH

D	HWY	S	D	FROM REF PT	FROM OFFSET (XX)	TO REF PT	TO OFFSET (XX)	LENGTH (XX)	LEFT SHLDR WIDTH	DRVNG LANE WIDTH	RIGHT SHLDR WIDTH	SURF DPTH	BASE DPTH	GRAD WDTN	FIN WDTN	TAADT	AADT	ESALS	PAV AGE	EFF PAV AGE	LAST YEAR SEAL	PVMT TYPE	PVMT DESC	HWY PTY	FRT LVL	INTL CONS	PREV CONS	LTST CONS	LTST REHAB
1	810	E		2.000	0.1720	4.000	0.1760	2.0312		24.0	6.0	13.0	2.0	32.0	30.0	299	10151 2022	152	42	14		FLEX	ASPHT	UIC	2	1982	2011	2023	RAP-FAA 45
BIS EXPRESSWAY (WASH TO 26TH ST)																			2014	DIST 90	RIDE 3.02	PRPI	GOOD	IRI 107					
STARTING TO SHOW RUTTING BADLY AT STOP AREAS. SOME SETTLEMENT AT DRAINAGE PIPE INSTALLATIONS. SOME RUTTING GOING INTO SUBBASE. RALUMAC TREATMENT IN 1992 FROM AIRPORT ROAD TO WEST OF WASHINGTON STREET.																			2015	DIST 87	RIDE 3.28	PRPI	GOOD	IRI 94					
																			2016	DIST 86	RIDE 3.19	PRPI	GOOD	IRI 99					
																			2017	DIST 78	RIDE 3.19	PRPI	GOOD	IRI 99					
																			2018	DIST 87	RIDE 2.85	PRPI	GOOD	IRI 114					
																			2019	DIST 85	RIDE 3.11	PRPI	GOOD	IRI 102					
																			2020	DIST 85	RIDE 2.96	PRPI	GOOD	IRI 109					
																			2021	DIST 84	RIDE 2.82	PRPI	POOR	IRI 116					
																			2022	DIST 84	RIDE 2.81	PRPI	POOR	IRI 117					
																			2023	DIST 99	RIDE 3.63	PRPI	GOOD	IRI 78					

REF PT	RIDE	DST	RUT (IN)	IRI IN/MI	PRPI	AVG NUM (2023) FLT	AVG NUM (2023) FLT AC	AVG NUM (2023) BLD	AVG NUM (2023) LC	AVG NUM (2023) TC	AVG NUM (2023) BC	AVG NUM (2023) RW	AVG NUM (2023) BP	AVG NUM (2023) RT
3	3.43	99	0.14	87.00	GOOD	N/A	N/A	0	0	0	0	0	0	0
4	3.82	99	0.13	69.00	GOOD	N/A	N/A	0	0	0	0	0	0	0
AVG	3.63	99	0.14	78.00	GOOD	N/A	N/A	0	0	0	0	0	0	0

8 OCCURS DPTH (IN)	COMPONENTS	LSHL WDTN (FT)	RDWY WDTN (FT)	RSHL WDTN (FT)	OIL/CON TYPE	CLS AGG	YEAR	COST THOUS	DSN LFE	PCN	SUB	H
10.0	HOT BIT PAVEMENT		45.0	30.0			1982	3255				
-1.5	MILLING		24.0				2011	491		17151	1	
3.0	HBP-SUPERPAVE-FAA 45		30.0		PG 64-28	SP	2011	829	10	17151	1	
	MICROSURFACING		30.0			MC	2014	238		20328	1	
-2.0	MILLING		30.0				2023			23207	1	
2.0	RAP-SUPERPAVE FAA 45		30.0		PG58H-34	SP	2023	361	7	23207	1	

ENGLISH

D	HWY	S	D	FROM REF PT	FROM OFFSET (XX)	TO REF PT	TO OFFSET (XX)	LENGTH (XX)	LEFT SHLDR WIDTH	DRVNG LANE WIDTH	RIGHT SHLDR WIDTH	SURF DPTH	BASE DPTH	GRAD WIDTH	FIN WIDTH	TAADT	AADT	ESALS	PAV AGE	EFF PAV AGE	LAST YEAR SEAL	PVMT TYPE	PVMT DESC	HWY PTY	FRT LVL	INTL CONS	PREV CONS	LTST CONS	LTST REHAB				
1	810	E		4.000	0.1760	4.000	0.8880	0.7120	5.3	24.0	8.0	6.0	6.0	42.0	37.3	895	5824 2022	555	39	14		FLEX	ASPHT	UIC	2	1985	2011	2023	RAP-FAA 45				
BIS-26TH ST TO NEAR YEGAN ROAD																		2014	DIST	NA	RIDE	N/A	PRPI	N/A	IRI	N/A							
PCN 14669 - 2001 - INTERMITTENT PATCHING 4.914 TO 5.465																		2015	DIST	NA	RIDE	N/A	PRPI	N/A	IRI	N/A							
																		2016	DIST	NA	RIDE	N/A	PRPI	N/A	IRI	N/A							
																		2017	DIST	NA	RIDE	N/A	PRPI	N/A	IRI	N/A							
																		2018	DIST	NA	RIDE	N/A	PRPI	N/A	IRI	N/A							
																		2019	DIST	NA	RIDE	N/A	PRPI	N/A	IRI	N/A							
																		2020	DIST	NA	RIDE	N/A	PRPI	N/A	IRI	N/A							
																		2021	DIST	NA	RIDE	N/A	PRPI	N/A	IRI	N/A							
																		2022	DIST	NA	RIDE	N/A	PRPI	N/A	IRI	N/A							
																		2023	DIST	NA	RIDE	N/A	PRPI	N/A	IRI	N/A							

REF PT	RIDE	DST	RUT (IN)	IRI IN/MI	PRPI	AVG NUM (2023) FLT	NUM (2023) FLT	AC	AVERAGE BLD	RIDE LC	DISTRESS TC	& RT	RUT BC	RUT RW	RUT BP	RUT RT
AVG	N/A	NA	N/A	N/A	N/A	N/A	N/A	N/A	N/A	N/A	N/A	N/A	N/A	N/A	N/A	N/A

11 OCCURS DPTH (IN)	COMPONENTS	LSHL WIDTH (FT)	RDWY WIDTH (FT)	RSHL WIDTH (FT)	OIL/CON TYPE	CLS AGG	YEAR	COST THOUS	DSN LFE	PCN	SUB	H
	GRADE		45.0				1985					
	HOT BIT PAVEMENT		30.0				1985	586	20			
	MUNICIPAL ITEMS						1985					
	CONTRACT SAND SEAL				RC-800		1985					
	INT CONT PATCH-1.5"						1993	14				
	INT CONT PATCH-1.25"		30.0		PG 58-28	27	2001	11		14669		1
	-1.5 MILLING		24.0				2011			17151		1
	3.0 HBP-SUPERPAVE-FAA 45		30.0		PG 64-28	SP	2011	291	10	17151		1
	MICROSURFACING		30.0			MC	2014	83		20328		1
	-2.0 MILLING		32.0				2023			23207		1
	2.0 RAP-SUPERPAVE FAA 45		32.0		PG58H-34	SP	2023	528	7	23207		1

ENGLISH

D	HWY	S	D	FROM REF	FROM PT	TO REF	TO PT	LENGTH (XX)	LEFT SHLDR WIDTH	DRVNG LANE WIDTH	RIGHT SHLDR WIDTH	SURF DPTH	BASE DPTH	GRAD WIDTH	FIN WIDTH	TAADT	AAADT	ESALS	PAV AGE	EFF PAV AGE	LAST YEAR SEAL	PVMT TYPE	PVMT DESC	HWY PTY	FRT LVL	INTL CONS	PREV CONS	LTST CONS	LTST REHAB					
1	810	E		4.000	0.8880	5.741	0.0000	0.8776	5.3	24.0	8.0	6.0	6.0	42.0	37.3	936	6391 2022	390	39	14		FLEX	ASPHT	UIC	2	1985	2011	2023	RAP-FAA 45					
BIS-NEAR YEGAN ROAD TO MAIN AVENUE																		2014	DIST 85	RIDE 2.56	PRPI	GOOD	IRI 129											
																		2015	DIST 91	RIDE 3.23	PRPI	GOOD	IRI 97											
																		2016	DIST 85	RIDE 3.53	PRPI	GOOD	IRI 83											
																		2017	DIST 82	RIDE 3.48	PRPI	GOOD	IRI 85											
																		2018	DIST 87	RIDE 3.41	PRPI	GOOD	IRI 88											
																		2019	DIST 85	RIDE 3.34	PRPI	GOOD	IRI 91											
																		2020	DIST 84	RIDE 3.36	PRPI	GOOD	IRI 90											
																		2021	DIST 85	RIDE 3.31	PRPI	GOOD	IRI 93											
																		2022	DIST 85	RIDE 3.29	PRPI	GOOD	IRI 94											
																		2023	DIST 99	RIDE 3.92	PRPI	GOOD	IRI 65											

PCN 14669 - 2001 - INTERMITTENT PATCHING 4.914 TO 5.465

REF PT	RIDE	DST	RUT (IN)	IRI IN/MI	PRPI	AVG NUM (2023) FLT	AVG NUM (2023) FLT AC	AVERAGE RIDE, DISTRESS & RUT										
						BLD	LC	TC	BC	RW	BP	RT						
5	3.92	99	0.14	65.00	GOOD	N/A	N/A	0	0	0	0	0	0					
AVG						3.92	99	0.14	65.00	GOOD	N/A	N/A	0	0	0	0	0	0

10 OCCURS DPTH (IN)	COMPONENTS	LSHL WIDTH (FT)	RDWY WIDTH (FT)	RSHL WIDTH (FT)	OIL/CON TYPE	CLS AGG	YEAR	COST THOUS	DSN LFE	PCN	SUB	H
4.0	HOT BIT PAVEMENT		45.0	30.0			1985		20			
	MUNICIPAL ITEMS						1985	722				
	CONTRACT SAND SEAL				RC-800		1985					
	INT CONT PATCH-1.5"						1993	17				
	INT CONT PATCH-1.25"		30.0		PG 58-28	27	2001	14	14669		1	
2.0	HBP-SUPERPAVE-FAA 45		30.0		PG 64-28	SP	2011	358	10	17151	1	
	MICROSURFACING		30.0			MC	2014	103		20328	1	
-2.0	MILLING		32.0				2023			23207	1	
2.0	RAP-SUPERPAVE FAA 45		32.0		PG58H-34	SP	2023	643	7	23207	1	

NDDOT RIMS HIGHWAY PROJECTS - HIGHWAY COMPONENTS
HIGHWAY COMPONENTS DISTRICT INFO BOOK
FOR BISMARCK DISTRICT

ENGLISH

D	HWY	S	D	FROM REF	FROM PT	TO REF	TO PT	LENGTH	LEFT SHLDR WIDTH	DRVNG LANE WIDTH	RIGHT SHLDR WIDTH	SURF DPTH	BASE DPTH	GRAD WIDTH	FIN WIDTH	TAADT	AAADT	ESALS	PAV AGE	EFF PAV AGE	LAST YEAR SEAL	PVMT TYPE	PVMT DESC	HWY PTY	FRT LVL	INTL CONS	PREV CONS	LTST CONS	LTST REHAB
1	810	W		0.000	0.0000	0.000	0.8460	0.8460	10.0	24.0	4.0	11.0	4.0	50.0	38.0	232	9775 2022	99	14	14	2019	FLEX	ASPHT	UIC	1	2010	2019	2019	SLURRY SEAL
N OF MCKENZIE DR TO MCKENZIE DR																		2014	DIST	85	RIDE	3.88	PRPI	GOOD	IRI	66			
																		2015	DIST	85	RIDE	4.07	PRPI	GOOD	IRI	58			
																		2016	DIST	85	RIDE	3.97	PRPI	GOOD	IRI	63			
																		2017	DIST	89	RIDE	3.97	PRPI	GOOD	IRI	63			
																		2018	DIST	88	RIDE	3.87	PRPI	GOOD	IRI	67			
																		2019	DIST	99	RIDE	4.46	PRPI	GOOD	IRI	41			
																		2020	DIST	93	RIDE	4.29	PRPI	GOOD	IRI	48			
																		2021	DIST	97	RIDE	4.10	PRPI	GOOD	IRI	56			
																		2022	DIST	95	RIDE	4.20	PRPI	GOOD	IRI	52			
																		2023	DIST	91	RIDE	4.20	PRPI	GOOD	IRI	52			

54 FEET CC
PCN 14669 - 2001 - INTERMITTENT PATCHING 0.533 TO 0.843
PCN 15517 - YR 2003 - INTERMITTENT PATCHING 1.5" FROM 0.047 TO 0.495

REF PT	RIDE	DST	RUT (IN)	IRI IN/MI	PRPI	AVG NUM (2023) FLT	NUM (2023) FLT AC	AVERAGE BLD	RIDE LC	DISTRESS TC	RUT BC	RUT RW	RUT BP	RUT RT
0	4.20	91	0.19	52.00	GOOD	N/A	N/A	3	0	2	3	0	0	0
AVG	4.20	91	0.19	52.00	GOOD	N/A	N/A	3	0	2	3	0	0	0

13 OCCURS DPTH (IN)	COMPONENTS	L SHL WIDTH (FT)	RDWY WIDTH (FT)	RS HL WIDTH (FT)	OIL/CON TYPE	CLS AGG	YEAR	COST THOUS	DSN LFE	PCN	SUB	H
	GRADE		48.0				1979					
2.0	AGGREGATE BASE		46.0				1981					
8.0	HOT BIT PAVEMENT		39.0				1981	144	20			
	INT CONT PATCH-1.25"		37.0		PG 58-28	27	2001	13		14669	1	
3.0	HBP-SUPERPAVE-FAA 45		24.0	4.0	PG 64-28	SP	2010		20	16848	1	
3.0	HOT BIT PAVEMENT	10.0			PG 58-28	27	2010			16848	1	
	MICROSURFACING	10.0	24.0			MC	2010			16848	1	
	FEDERAL AID SAND SEAL			4.0	CRS2P	45	2010			16848	1	
	CONCRETE PAVEMENT REPAIR		24.0				2019			22199	1	
-2.0	MILLING		38.0				2019			22199	1	
2.0	HBP-SUPERPAVE-FAA 45	4.0	24.0	10.0	PG58H28	SP	2019	407	7	22199	1	
	SLURRY SEAL	4.0	24.0	.5	CQS-1H	10	2019			22199	1	
	FEDERAL AID SAND SEAL			9.5	CRS2P	45	2019			22199	1	

ENGLISH

D	HWY	S	D	FROM REF PT	FROM OFFSET (XX)	TO REF PT	TO OFFSET (XX)	LENGTH (XX)	LEFT SHLDR WIDTH	DRVNG LANE WIDTH	RIGHT SHLDR WIDTH	SURF DPTH	BASE DPTH	GRAD WIDTH	FIN WIDTH	TAADT	AAADT	ESALS	PAV AGE	EFF PAV AGE	LAST YEAR SEAL	PVMT TYPE	PVMT DESC	HWY PTY	FRT LVL	INTL CONS	PREV CONS	LTST CONS	LTST REHAB
1	810	W		0.000	0.8460	2.000	0.1720	1.3078	10.0	24.0	4.0	11.0	4.0	50.0	38.0	235	9900 2022	99	14	14	2019	FLEX	ASPHT	UIC	1	2010	2019	2019	SLURRY SEAL
BIS-MCKENZIE DR E TO WASHINGTON ST																		2014	DIST	91	RIDE	3.48	PRPI	GOOD	IRI	85			
EST GRADE YEAR COULD BE FROM 1982 - 1985																		2015	DIST	85	RIDE	3.47	PRPI	GOOD	IRI	86			
PCN 14669 - 2001 - INTERMITTENT PATCHING FROM 4.914 TO 5.465																		2016	DIST	77	RIDE	3.20	PRPI	GOOD	IRI	99			
																		2017	DIST	71	RIDE	3.15	PRPI	GOOD	IRI	100			
																		2018	DIST	81	RIDE	3.05	PRPI	GOOD	IRI	106			
																		2019	DIST	93	RIDE	3.66	PRPI	GOOD	IRI	78			
																		2020	DIST	93	RIDE	3.56	PRPI	GOOD	IRI	82			
																		2021	DIST	92	RIDE	3.46	PRPI	GOOD	IRI	87			
																		2022	DIST	90	RIDE	3.37	PRPI	GOOD	IRI	91			
																		2023	DIST	90	RIDE	3.75	PRPI	GOOD	IRI	73			

REF PT	RIDE	DST	RUT (IN)	IRI IN/MI	PRPI	AVG NUM (2023) FLT	AC	BLD	LC	TC	BC	RW	BP	RT
1	4.26	88	0.22	50.00	GOOD	N/A	N/A	3	0	0	2	0	0	6
2	3.24	92	0.14	96.00	GOOD	N/A	N/A	3	0	0	4	0	0	0
AVG		3.75	90	0.18	73.00	GOOD	N/A	N/A	3	0	3	0	0	3

11 OCCURS DPTH (IN)	COMPONENTS	LSHL WPTH (FT)	RDWY WPTH (FT)	RSHL WPTH (FT)	OIL/CON TYPE	CLS AGG	YEAR	COST THOUS	DSN LFE	PCN	SUB	H
	GRADE						1982					
	INT CONT PATCH-1.25"		76.0		PG 58-28	27	2001	20		14669	1	
3.0	HBP-SUPERPAVE-FAA 45		24.0	4.0	PG 64-28	SP	2010		20	16848	1	
3.0	HOT BIT PAVEMENT	10.0			PG 58-28	27	2010			16848	1	
	MICROSURFACING		24.0			MC	2010			16848	1	
	FEDERAL AID SAND SEAL	10.0		4.0	CRS2P	45	2010			16848	1	
	CONCRETE PAVEMENT REPAIR		24.0				2019			22199	1	
-2.0	MILLING		38.0				2019			22199	1	
2.0	HBP-SUPERPAVE-FAA 45	4.0	24.0	10.0	PG58H28	SP	2019	626	7	22199	1	
	SLURRY SEAL	4.0	24.0		.5	CQS-1H	10	2019		22199	1	
	FEDERAL AID SAND SEAL			9.5	CRS2P	45	2019			22199	1	

ENGLISH

D	HWY	S	D	FROM REF PT	FROM OFFSET (XX)	TO REF PT	TO OFFSET (XX)	LENGTH (XX)	LEFT SHLDR WIDTH	DRVNG LANE WIDTH	RIGHT SHLDR WIDTH	SURF DPTH	BASE DPTH	GRAD WIDTH	FIN WIDTH	TAADT	AAADT	ESALS	PAV AGE	EFF PAV AGE	LAST PAV YEAR	SEAL	PVMT TYPE	PVMT DESC	HWY PTY	FRT LVL	INTL CONS	PREV CONS	LTST CONS	LTST REHAB
1	810	W		2.000	0.1720	4.000	0.8880	2.7440	6.0	24.0		13.0	2.0	32.0	30.0	454	9087 2022	383	42	14			FLEX	ASPHT	UIC	2	1982	2011	2023	RAP-FAA 45
BIS-WASHINGTON ST TO NEAR YEGAN ROAD																		2014	DIST 87	RIDE 3.47	PRPI	GOOD	IRI	85						
EST GRADE YEAR COULD BE FROM 1982 - 1985																		2015	DIST 84	RIDE 3.38	PRPI	GOOD	IRI	89						
PCN 14669 - 2001 - INTERMITTENT PATCHING FROM 4.914 TO 5.465																		2016	DIST 80	RIDE 3.32	PRPI	GOOD	IRI	92						
																		2017	DIST 78	RIDE 3.37	PRPI	GOOD	IRI	89						
																		2018	DIST 85	RIDE 3.32	PRPI	GOOD	IRI	92						
																		2019	DIST 86	RIDE 3.38	PRPI	GOOD	IRI	90						
																		2020	DIST 85	RIDE 3.26	PRPI	GOOD	IRI	94						
																		2021	DIST 86	RIDE 3.10	PRPI	GOOD	IRI	103						
																		2022	DIST 85	RIDE 3.05	PRPI	GOOD	IRI	105						
																		2023	DIST 99	RIDE 3.82	PRPI	GOOD	IRI	69						

REF PT	RIDE	DST	RUT (IN)	IRI IN/MI	PRPI	AVG NUM (2023) FLT	AVG NUM (2023) FLT AC	AVERAGE BLD	AVERAGE LC	RIDE TC	DISTRESS BC	RUT RW	RUT BP	RUT RT
3	3.74	99	0.14	72.00	GOOD	N/A	N/A	0	0	0	0	0	0	0
4	3.90	99	0.14	66.00	GOOD	N/A	N/A	0	0	0	0	0	0	0
AVG	3.82	99	0.14	69.00	GOOD	N/A	N/A	0	0	0	0	0	0	0

8 OCCURS DPTH (IN)	COMPONENTS	LSHL WDH (FT)	RDWY WDH (FT)	RSHL WDH (FT)	OIL/CON TYPE	CLS AGG	YEAR	COST THOUS	DSN LFE	PCN	SUB	H
	GRADE						1982					
	HOT BIT PAVEMENT		30.0				1982					
	INT CONT PATCH-1.25"		30.0		PG 58-28	27	2001	42		14669	1	
	-1.5 MILLING		24.0				2011			17151	1	
	3.0 HBP-SUPERPAVE-FAA 45		30.0		PG 64-28	SP	2011	1120	10	17151	1	
	MICROSURFACING		30.0			MC	2014	322		20328	1	
	-2.0 MILLING		30.0				2023			23207	1	
	2.0 RAP-SUPERPAVE FAA 45		30.0		PG58H-34	SP	2023	2012	7	23207	1	

ENGLISH

D	HWY	S	D	FROM REF	FROM PT	TO REF	TO PT	LENGTH (XX)	LEFT SHLDR WIDTH	DRVNG LANE WIDTH	RIGHT SHLDR WIDTH	SURF DPTH	BASE DPTH	GRAD WIDTH	FIN WIDTH	TAADT	AAADT	ESALS	PAV AGE	EFF PAV AGE	LAST YEAR SEAL	PVMT TYPE	PVMT DESC	HWY PTY	FRT LVL	INTL CONS	PREV CONS	LTST CONS	LTST REHAB					
1	810	W		4.000	0.8880	5.741	0.0000	0.8643	8.0	24.0	5.3	6.0	6.0	42.0	37.3	926	6258 2022	402	42	14		FLEX	ASPHT	UIC	2	1982	2011	2023	RAP-FAA 45					
BIS-NEAR YEGAN ROAD TO MAIN AVENUE																		2014	DIST 92	RIDE 3.36	PRPI	GOOD	IRI 90											
																		2015	DIST 85	RIDE 3.13	PRPI	GOOD	IRI 101											
																		2016	DIST 85	RIDE 3.27	PRPI	GOOD	IRI 94											
																		2017	DIST 85	RIDE 3.33	PRPI	GOOD	IRI 92											
																		2018	DIST 86	RIDE 3.18	PRPI	FAIR	IRI 98											
																		2019	DIST 85	RIDE 3.06	PRPI	FAIR	IRI 104											
																		2020	DIST 84	RIDE 3.03	PRPI	FAIR	IRI 106											
																		2021	DIST 81	RIDE 2.89	PRPI	FAIR	IRI 113											
																		2022	DIST 81	RIDE 2.66	PRPI	FAIR	IRI 124											
																		2023	DIST 99	RIDE 3.91	PRPI	GOOD	IRI 65											

EST GRADE YEAR COULD BE FROM 1982 - 1985
PCN 14669 - 2001 - INTERMITTENT PATCHING FROM 4.914 TO 5.465

REF PT	RIDE	DST	RUT (IN)	IRI IN/MI	PRPI	AVG NUM (2023) FLT	AVG NUM (2023) FLT AC	BLD	LC	TC	BC	RW	BP	RT
5	3.91	99	0.13	65.00	GOOD	N/A	N/A	0	0	0	0	0	0	0
AVG	3.91	99	0.13	65.00	GOOD	N/A	N/A	0	0	0	0	0	0	0

7 OCCURS	DPATH (IN)	COMPONENTS	LSHL WIDTH (FT)	RDWY WIDTH (FT)	RSHL WIDTH (FT)	OIL/CON TYPE	CLS AGG	YEAR	COST THOUS	DSN LFE	PCN	SUB	H
	10.0	HOT BIT PAVEMENT		30.0				1982					
		INT CONT PATCH-1.25"		30.0		PG 58-28	27	2001	13		14669	1	
	2.0	HBP-SUPERPAVE-FAA 45		30.0		PG 64-28	SP	2011	353	10	17151	1	
		MICROSURFACING		30.0			MC	2014	101		20328	1	
	-2.0	MILLING		32.0				2023			23207	1	
	2.0	RAP-SUPERPAVE FAA 45		32.0		PG58H-34	SP	2023		7	23207	1	

ENGLISH

D	HWY	S	D	FROM REF	FROM OFFSET	TO REF	TO OFFSET	LENGTH	LEFT SHLDR	DRVNG LANE	RIGHT SHLDR	SURF DPTH	BASE DPTH	GRAD WIDTH	FIN WIDTH	TAADT	AAADT	ESALS	PAV AGE	PAV AGE	LAST YEAR	PVMT TYPE	PVMT DESC	HWY PTY	FRT LVL	INTL CONS	PREV CONS	LTST CONS	LTST REHAB																						
1	1804	N		0.000	0.0000	9.000	0.9200	9.8182	0.5	24.0	0.5	5.0	8.0	36.0	25.0	10	85 2022	3	32	20	2019	FLEX	ASPHT	RCL	3	1992	2017	2017	F CHIP SEAL																						
ST LN N TO NEAR 95TH ST SW																		2014	DIST	86	RIDE	2.83	PRPI	GOOD	IRI	43																									
																		2015	DIST	73	RIDE	2.72	PRPI	GOOD	IRI	43																									
																		2016	DIST	82	RIDE	2.76	PRPI	GOOD	IRI	43																									
																		2017	DIST	92	RIDE	4.03	PRPI	GOOD	IRI	59																									
																		2018	DIST	95	RIDE	4.01	PRPI	GOOD	IRI	60																									
																		2019	DIST	95	RIDE	3.93	PRPI	GOOD	IRI	64																									
																		2020	DIST	95	RIDE	4.01	PRPI	GOOD	IRI	60																									
																		2021	DIST	94	RIDE	3.88	PRPI	GOOD	IRI	67																									
																		2022	DIST	95	RIDE	3.96	PRPI	GOOD	IRI	62																									
																		2023	DIST	93	RIDE	3.89	PRPI	GOOD	IRI	66																									

REF PT	RIDE	DST	RUT (IN)	IRI IN/MI	PRPI	AVG NUM (2023) FLT	AC	BLD	LC	TC	BC	RW	BP	RT
0	3.80	92	0.14	70.00	GOOD	N/A	N/A	3	0	1	3	0	0	0
1	3.58	92	0.13	80.00	GOOD	N/A	N/A	3	0	1	3	0	0	0
2	3.97	92	0.12	63.00	GOOD	N/A	N/A	3	0	1	3	0	0	0
3	4.15	96	0.11	54.00	GOOD	N/A	N/A	0	0	0	3	0	0	0
4	3.85	91	0.14	67.00	GOOD	N/A	N/A	3	0	1	4	0	0	0
5	3.59	95	0.14	80.00	GOOD	N/A	N/A	0	0	1	3	0	0	0
6	4.00	95	0.12	61.00	GOOD	N/A	N/A	0	0	1	3	0	0	0
7	3.87	93	0.12	67.00	GOOD	N/A	N/A	3	0	0	3	0	0	0
8	4.06	93	0.12	58.00	GOOD	N/A	N/A	3	0	0	3	0	0	0
9	3.99	95	0.12	61.00	GOOD	N/A	N/A	0	0	0	4	0	0	0
AVG	3.89	93	0.13	66.10	GOOD	N/A	N/A	2	0	1	3	0	0	0

6 OCCURS	DPH	COMPONENTS	LSHL WIDTH (FT)	RDWY WIDTH (FT)	RSHL WIDTH (FT)	OIL/CON TYPE	CLS AGG	YEAR	COST THOUS	DSN LFE	PCN	SUB	H
		GRADED BY OTHERS		36.0				1990					
	8.0	AGGREGATE BASE		30.0				1992					
	3.0	HOT BIT PAVEMENT		28.0				1992		20			
		CONTRACT CHIP SEAL		28.0				1995	80				
	2.0	HBP-SUPERPAVE-FAA 43	.5	24.0	.5	MC-3000	SP	2017	1188	7	17719	1	
		FEDERAL AID CHIP SEAL		25.0		CRS2P	41	2019	269		22363	1	

ENGLISH

D	HWY	S	D	FROM REF PT	FROM OFFSET (XX)	TO REF PT	TO OFFSET (XX)	LENGTH (XX)	LEFT SHLDR WIDTH	DRVNG LANE WIDTH	RIGHT SHLDR WIDTH	SURF DPTH	BASE DPTH	GRAD WIDTH	FIN WIDTH	TAADT	AAADT	ESALS	PAV AGE	EFF PAV AGE	LAST YEAR SEAL	PVMT TYPE	PVMT DESC	HWY PTY	FRT LVL	INTL CONS	PREV CONS	LTST CONS	LTST REHAB																																																																				
1	1804	N		9.000	0.9200	18.000	0.8550	8.8182	2.0	24.0	2.0	3.0	8.0	36.0	28.0	23	155 2022	3	32	32	2019	FLEX	ASPHT	RCL	3	1992	1992	1992	F CHIP SEAL																																																																				
NEAR 95TH ST TO 8.0 MI S BEAVER BAY																		2014	DIST 89	RIDE	3.52	PRPI	GOOD	IRI	83	2015	DIST 83	RIDE	3.51	PRPI	GOOD	IRI	83	2016	DIST 85	RIDE	4.40	PRPI	GOOD	IRI	43	2017	DIST 82	RIDE	4.34	PRPI	GOOD	IRI	46	2018	DIST 93	RIDE	4.30	PRPI	GOOD	IRI	47	2019	DIST 93	RIDE	4.26	PRPI	GOOD	IRI	49	2020	DIST 93	RIDE	4.32	PRPI	GOOD	IRI	46	2021	DIST 95	RIDE	4.28	PRPI	GOOD	IRI	48	2022	DIST 96	RIDE	4.30	PRPI	GOOD	IRI	47	2023	DIST 92	RIDE	4.24	PRPI	GOOD	IRI	50

REF PT	RIDE	DST	RUT (IN)	IRI IN/MI	PRPI	AVG NUM FLT	(2023) FLT	AVERAGE AC	RIDE BLD	DISTRESS LC	& RT TC	BC	RW	BP	RT
10	4.29	95	0.14	48.00	GOOD	N/A	N/A	0	0	1	3	0	0	0	0
11	4.32	91	0.14	47.00	GOOD	N/A	N/A	3	0	1	4	0	0	0	0
12	4.41	92	0.13	43.00	GOOD	N/A	N/A	3	0	0	4	0	0	0	0
13	4.18	92	0.13	53.00	GOOD	N/A	N/A	3	0	0	4	0	0	0	0
14	4.42	91	0.10	43.00	GOOD	N/A	N/A	3	0	1	4	0	0	0	0
15	4.32	95	0.13	47.00	GOOD	N/A	N/A	0	0	0	4	0	0	0	0
16	4.12	92	0.16	55.00	GOOD	N/A	N/A	3	0	0	4	0	0	0	0
17	4.11	92	0.17	56.00	GOOD	N/A	N/A	3	0	0	4	0	0	0	0
18	3.98	88	0.20	62.00	GOOD	N/A	N/A	0	0	1	4	0	0	0	6
AVG	4.24	92	0.14	50.44	GOOD	N/A	N/A	2	0	0	4	0	0	0	1

5 OCCURS	LSHL WIDTH (FT)	RDWY WIDTH (FT)	RSHL WIDTH (FT)	OIL/CON TYPE	CLS AGG	COST YEAR	DSN THOUS	PCN LFE	SUB	H
GRADED BY OTHERS		36.0				1990				
8.0 AGGREGATE BASE		30.0				1992				
3.0 HOT BIT PAVEMENT		28.0				1992	20			
CONTRACT CHIP SEAL		28.0		MC-3000		1995	72			
FEDERAL AID CHIP SEAL		25.0		CRS2P	41	2019	242	22363	1	

ENGLISH

D	HWY	S	D	FROM REF PT	FROM OFFSET (XX)	TO REF PT	TO OFFSET (XX)	LENGTH (XX)	LEFT SHLDR WIDTH	DRVNG LANE WIDTH	RIGHT SHLDR WIDTH	SURF DPTH	BASE DPTH	GRAD WIDTH	FIN WIDTH	TAADT	AAADT	ESALS	PAV AGE	EFF PAV AGE	LAST YEAR SEAL	PVMT TYPE	PVMT DESC	HWY PTY	FRT LVL	INTL CONS	PREV CONS	LTST CONS	LTST REHAB				
1	1804	N		18.000	0.8550	26.000	0.8550	7.8962	1.5	24.0	1.5	4.0	8.0	36.0	27.0	43	280 2022	29	34	22	2019	FLEX	ASPHT	RCL	3	1990	2015	2015	F SAND SEAL				
BEAVER BAY S APPROX 8 MI (W LINTON)																		2014	DIST 89	RIDE 2.95	PRPI	FAIR	IRI 110										
																		2015	DIST 78	RIDE 2.89	PRPI	FAIR	IRI 113										
																		2016	DIST 86	RIDE 4.24	PRPI	GOOD	IRI 50										
																		2017	DIST 83	RIDE 4.13	PRPI	GOOD	IRI 55										
																		2018	DIST 93	RIDE 3.99	PRPI	GOOD	IRI 61										
																		2019	DIST 93	RIDE 4.05	PRPI	GOOD	IRI 58										
																		2020	DIST 93	RIDE 4.08	PRPI	GOOD	IRI 57										
																		2021	DIST 94	RIDE 3.99	PRPI	GOOD	IRI 61										
																		2022	DIST 95	RIDE 4.05	PRPI	GOOD	IRI 59										
																		2023	DIST 90	RIDE 3.98	PRPI	GOOD	IRI 62										

MAINTENANCE CHIP SEAL MP 23.4 TO 24.4-COST \$11,650.
2001 DISTRICT CHIP SEAL FROM MP 24.328 TO 27.167.
2004 DISTRICT CHIP SEAL FROM MP 16 TO 24.300

REF PT	RIDE	DST	RUT (IN)	IRI IN/MI	PRPI	AVG NUM (2023)		AVERAGE RIDE, DISTRESS & RUT														
PT						FLT	FLT AC	BLD	LC	TC	BC	RW	BP	RT								
19	4.18	89	0.19	53.00	GOOD	N/A	N/A	0	0	0	4	0	0	0	6							
20	3.82	86	0.19	69.00	GOOD	N/A	N/A	3	0	0	4	0	0	0	6							
21	4.20	88	0.19	52.00	GOOD	N/A	N/A	0	0	1	4	0	0	0	6							
22	3.70	85	0.20	75.00	GOOD	N/A	N/A	3	0	0	5	0	0	0	6							
23	4.20	93	0.13	52.00	GOOD	N/A	N/A	3	0	0	3	0	0	0	0							
24	4.04	92	0.12	59.00	GOOD	N/A	N/A	3	0	0	4	0	0	0	0							
25	3.98	92	0.14	62.00	GOOD	N/A	N/A	3	0	0	4	0	0	0	0							
26	3.71	92	0.16	74.00	GOOD	N/A	N/A	3	0	0	4	0	0	0	0							
AVG	3.98	90	0.17	62.00	GOOD	N/A	N/A	2	0	0	4	0	0	0	3							

7 OCCURS		LSHL	RDWY	RSHL	OIL/CON		CLS	COST		DSN					
DPTH (IN)	COMPONENTS	WDTH (FT)	WDTH (FT)	WDTH (FT)	TYPE	AGG	YEAR	THOUS	LFE	PCN	SUB	H			
	GRADED BY OTHERS		36.0				1989								
8.0	AGGREGATE BASE		30.0				1990								
2.0	HOT BIT PAVEMENT		27.0		120-150		1990	611	20						
	CONTRACT SAND SEAL		27.0		HFMS-2		1994	71							
	DISTRICT CHIP SEAL		24.0		MC-3000	43	2004	73							
2.0	HBP-SUPERPAVE-FAA 43		27.0		PG 58-28	SP	2015	1045	7	20982	1				
	FEDERAL AID SAND SEAL		25.0		CRS2P	41	2019	217		22363	1				

NDDOT RIMS HIGHWAY PROJECTS - HIGHWAY COMPONENTS
 HIGHWAY COMPONENTS DISTRICT INFO BOOK
 FOR BISMARCK DISTRICT

ENGLISH

D	HWY	S	D	FROM REF	FROM PT	TO REF	TO PT	LENGTH (XX)	LEFT SHLDR WIDTH	DRVNG LANE WIDTH	RIGHT SHLDR WIDTH	SURF DPTH	BASE DPTH	GRAD WIDTH	FIN WIDTH	TAADT	AAADT	ESALS	PAV AGE	EFF PAV AGE	LAST PAV YEAR	SEAL	PVMT TYPE	PVMT DESC	HWY PTY	FRT LVL	INTL CONS	PREV CONS	LTST CONS	LTST REHAB
1	1804	N		26.000	0.8550	30.000	0.0000	1.7140	1.5	24.0	1.5	4.0	6.0	36.0	27.0	40	292 2022	29	38	22	2019	FLEX	ASPHT	RCL	3	1986	2015	2015	F SAND SEAL	
N SIDE OF BEAVER BAY BR TO JCT 13																		2014	DIST	83	RIDE	2.46	PRPI	POOR	IRI	135				
																		2015	DIST	73	RIDE	2.39	PRPI	POOR	IRI	138				
																		2016	DIST	85	RIDE	4.00	PRPI	GOOD	IRI	61				
																		2017	DIST	82	RIDE	3.98	PRPI	GOOD	IRI	61				
																		2018	DIST	93	RIDE	3.66	PRPI	GOOD	IRI	76				
																		2019	DIST	93	RIDE	3.81	PRPI	GOOD	IRI	69				
																		2020	DIST	93	RIDE	3.87	PRPI	GOOD	IRI	67				
																		2021	DIST	94	RIDE	3.74	PRPI	GOOD	IRI	73				
																		2022	DIST	95	RIDE	3.80	PRPI	GOOD	IRI	70				
																		2023	DIST	93	RIDE	3.77	PRPI	GOOD	IRI	71				

2000 DISTRICT CHIP SEAL IS FROM MM 28.902 TO 30.000.
 PCN-13016-BEG RP 28.905 TO END RP 30.00.

REF PT	RIDE	DST	RUT (IN)	IRI IN/MI	PRPI	AVG NUM (2023) FLT	NUM (2023) FLT	AC	AVERAGE BLD	RIDE LC	DISTRESS TC	BC	RW	RUT BP	RUT RT
27	3.81	93	0.15	69.00	GOOD	N/A	N/A	3	0	0	3	0	0	0	0
29	3.72	92	0.15	73.00	GOOD	N/A	N/A	3	0	1	3	0	0	0	0
AVG	3.77	93	0.15	71.00	GOOD	N/A	N/A	3	0	1	3	0	0	0	0

8 OCCURS DPTH (IN)	COMPONENTS	LSHL WPTH (FT)	RDWY WPTH (FT)	RSHL WPTH (FT)	OIL/CON TYPE	CLS AGG	YEAR	COST THOUS	DSN LFE	PCN	SUB	H
	GRADE		36.0				1985	311				
6.0	AGGREGATE BASE		32.0				1986					
2.0	HOT BIT PAVEMENT		27.0				1986		20			
	CONTRACT CHIP SEAL		24.0		AE-150S		1986					
	INT CONT PATCH-1.25"		24.0		PG 58-28	27	1999	9		13016		1
	DISTRICT CHIP SEAL	1.5	24.0	1.5	MC-3000	43	2000	8				
2.0	HBP-SUPERPAVE-FAA 43		24.0		PG 58-28	SP	2015	227	7	17715		1
	FEDERAL AID SAND SEAL		24.0		CRS2P	41	2019	47		22363		1

NDDOT RIMS HIGHWAY PROJECTS - HIGHWAY COMPONENTS
 HIGHWAY COMPONENTS DISTRICT INFO BOOK
 FOR BISMARCK DISTRICT

ENGLISH

D	HWY	S	D	FROM REF	FROM PT	TO REF	TO PT	LENGTH	LEFT SHLDR	DRVNG LANE	RIGHT SHLDR	SURF DPTH	BASE DPTH	GRAD WDTN	FIN WDTN	TAADT	AAADT	ESALS	PAV AGE	EFF PAV AGE	LAST YEAR SEAL	PVMT TYPE	PVMT DESC	HWY PTY	FRT LVL	INTL CONS	PREV CONS	LTST CONS	LTST REHAB
1	1804	N		30.000	0.0000	35.000	0.6210	5.5563	4.0	24.0	4.0	2.0	6.0	36.0	32.0	30	249 2022	13	45	22	2019	FLEX	ASPHT	RCL	3	1979	2015	2015	F SAND SEAL
WEST LINTON,ND 13 NORTH																		2014	DIST 81	RIDE 2.46	PRPI FAIR	IRI 134							
																		2015	DIST 76	RIDE 2.47	PRPI POOR	IRI 134							
																		2016	DIST 83	RIDE 4.21	PRPI GOOD	IRI 51							
																		2017	DIST 83	RIDE 4.19	PRPI GOOD	IRI 52							
																		2018	DIST 94	RIDE 3.77	PRPI GOOD	IRI 71							
																		2019	DIST 94	RIDE 4.08	PRPI GOOD	IRI 57							
																		2020	DIST 94	RIDE 3.96	PRPI GOOD	IRI 63							
																		2021	DIST 92	RIDE 4.06	PRPI GOOD	IRI 58							
																		2022	DIST 93	RIDE 3.88	PRPI GOOD	IRI 66							
																		2023	DIST 91	RIDE 3.95	PRPI GOOD	IRI 63							

REF PT	RIDE	DST	RUT (IN)	IRI IN/MI	PRPI	AVG NUM (2023) FLT	NUM (2023) FLT AC	AVERAGE BLD	AVERAGE LC	RIDE TC	DISTRESS BC	& RT BP	RUT RT
30	4.03	92	0.16	60.00	GOOD	N/A	N/A	3	0	0	4	0	0
31	3.89	91	0.15	66.00	GOOD	N/A	N/A	3	0	1	4	0	0
32	4.00	91	0.15	61.00	GOOD	N/A	N/A	3	0	1	4	0	0
33	3.82	90	0.15	69.00	GOOD	N/A	N/A	3	0	1	5	0	0
34	4.11	91	0.14	56.00	GOOD	N/A	N/A	3	0	1	4	0	0
35	3.82	92	0.13	69.00	GOOD	N/A	N/A	3	0	0	4	0	0
AVG	3.95	91	0.15	63.50	GOOD	N/A	N/A	3	0	1	4	0	0

7 OCCURS DPTH (IN)	COMPONENTS	LSHL WDTN (FT)	RDWY WDTN (FT)	RSHL WDTN (FT)	OIL/CON TYPE	CLS AGG	YEAR	COST THOUS	DSN LFE	PCN	SUB	H
6.0	BITUMINOUS BASE		36.0		HF-AC		1977					
	DISTRICT CHIP SEAL		32.0		MC-3000		1979	551	20			
	INT CONT PATCH-1.25"				PG 58-28	27	1993	54		13016	1	
	DISTRICT CHIP SEAL	4.0	24.0	4.0	MC-3000	43	2000	40				
2.0	HBP-SUPERPAVE-FAA 43		24.0		PG 58-28	SP	2015	735	7	17715	1	
	FEDERAL AID SAND SEAL		24.0		CRS2P	41	2019	154		22363	1	

ENGLISH

D	HWY	S	D	FROM REF	FROM OFFSET (XX)	TO REF	TO OFFSET (XX)	LENGTH (XX)	LEFT SHLDR WIDTH	DRVNG LANE WIDTH	RIGHT SHLDR WIDTH	SURF DPTH	BASE DPTH	GRAD WIDTH	FIN WIDTH	TAADT	AAADT	ESALS	PAV AGE	EFF PAV AGE	LAST YEAR SEAL	PVMT TYPE	PVMT DESC	HWY PTY	FRT LVL	INTL CONS	PREV CONS	LTST CONS	LTST REHAB
1	1804	N		35.000	0.6210	47.000	0.1970	11.4279	1.5	24.0	1.5	4.0	6.0	36.0	27.0	30	230 2022	13	38	22	2019	FLEX	ASPHT	RCL	3	1986	2015	2015	F SAND SEAL
5.6 MI N ND 13 N TO HAZELTON JCT																		2014	DIST 82	RIDE 2.56	PRPI	POOR	IRI 129						
PCN-13016-BEG RP 35.621 TO END RP 45.042.																		2015	DIST 76	RIDE 2.53	PRPI	POOR	IRI 131						
																		2016	DIST 85	RIDE 4.07	PRPI	GOOD	IRI 57						
																		2017	DIST 82	RIDE 3.99	PRPI	GOOD	IRI 61						
																		2018	DIST 94	RIDE 3.72	PRPI	GOOD	IRI 73						
																		2019	DIST 94	RIDE 3.88	PRPI	GOOD	IRI 66						
																		2020	DIST 93	RIDE 3.82	PRPI	GOOD	IRI 68						
																		2021	DIST 94	RIDE 3.81	PRPI	GOOD	IRI 69						
																		2022	DIST 94	RIDE 3.78	PRPI	GOOD	IRI 71						
																		2023	DIST 92	RIDE 3.74	PRPI	GOOD	IRI 73						

REF PT	RIDE	DST	RUT (IN)	IRI IN/MI	PRPI	AVG NUM (2023) AVERAGE RIDE, DISTRESS & RUT									
PT						FLT	FLT	AC	BLD	LC	TC	BC	RW	BP	RT
36	3.70	92	0.15	75.00	GOOD	N/A	N/A	3	0	1	3	0	0	0	0
37	3.55	92	0.14	81.00	GOOD	N/A	N/A	3	0	0	4	0	0	0	0
38	3.71	93	0.14	74.00	GOOD	N/A	N/A	3	0	0	3	0	0	0	0
39	3.83	93	0.13	68.00	GOOD	N/A	N/A	3	0	0	3	0	0	0	0
40	3.70	94	0.14	75.00	GOOD	N/A	N/A	3	0	0	2	0	0	0	0
41	4.09	92	0.13	57.00	GOOD	N/A	N/A	3	0	1	3	0	0	0	0
42	3.94	93	0.16	63.00	GOOD	N/A	N/A	3	0	0	3	0	0	0	0
43	3.61	91	0.15	79.00	GOOD	N/A	N/A	3	0	1	4	0	0	0	0
44	3.68	91	0.15	76.00	GOOD	N/A	N/A	3	0	0	5	0	0	0	0
45	3.90	95	0.14	66.00	GOOD	N/A	N/A	0	0	0	4	0	0	0	0
46	3.81	92	0.13	70.00	GOOD	N/A	N/A	3	0	0	4	0	0	0	0
47	3.30	89	0.16	93.00	FAIR	N/A	N/A	0	0	1	3	0	0	0	6
AVG	3.74	92	0.14	73.08	GOOD	N/A	N/A	3	0	0	3	0	0	0	1

8 OCCURS		LSHL	RDWY	RSHL	OIL/CON		CLS	COST		DSN		
DPTH (IN)	COMPONENTS	WDTH (FT)	WDTH (FT)	WDTH (FT)	TYPE	AGG	YEAR	THOUS	LFE	PCN	SUB	H
6.0	AGGREGATE BASE		36.0				1985	1245				
2.0	HOT BIT PAVEMENT		27.0				1986	1198	20			
	CONTRACT CHIP SEAL		24.0		AE-150S		1986					
	INT CONT PATCH-1.25"		24.0		PG 58-28	27	1999	18		13016	1	
	DISTRICT CHIP SEAL	1.5	24.0	1.5	MC-3000	43	2000	83				
2.0	HBP-SUPERPAVE-FAA 43		24.0		PG 58-28	SP	2015	1512	7	17715	1	
	FEDERAL AID SAND SEAL		24.0		CRS2P	41	2019	314		22363	1	

NDDOT RIMS HIGHWAY PROJECTS - HIGHWAY COMPONENTS
 HIGHWAY COMPONENTS DISTRICT INFO BOOK
 FOR BISMARCK DISTRICT

ENGLISH

D	HWY	S	D	FROM REF	FROM PT	TO REF	TO PT	OFFSET (XX)	LENGTH (XX)	LEFT SHLDR WIDTH	DRVNG LANE WIDTH	RIGHT SHLDR WIDTH	SURF DPTH	BASE DPTH	GRAD WDTN	FIN WDTN	TAADT	AAADT	ESALS	PAV AGE	EFF PAV AGE	LAST YEAR SEAL	PVMT TYPE	PVMT DESC	HWY PTY	FRT LVL	INTL CONS	PREV CONS	LTST CONS	LTST REHAB					
1	1804	N		47.000	0.1970	50.000	0.0000		2.8230	3.0	24.0	3.0	3.0	4.0	36.0	30.0	30	254 2022	13	53	29	2023	FLEX	ASPHT	RCL	3	1971	2008	2008	D CHIP SEAL					
																				2014	DIST 92	RIDE 3.70	PRPI	POOR	IRI 134										
																				2015	DIST 90	RIDE 3.89	PRPI	POOR	IRI 134										
																				2016	DIST 90	RIDE 3.59	PRPI	POOR	IRI 134										
																				2017	DIST 90	RIDE 3.73	PRPI	POOR	IRI 134										
																				2018	DIST 93	RIDE 2.80	PRPI	POOR	IRI 134										
																				2019	DIST 92	RIDE 3.71	PRPI	POOR	IRI 134										
																				2020	DIST 87	RIDE 3.19	PRPI	POOR	IRI 134										
																				2021	DIST 91	RIDE 3.48	PRPI	POOR	IRI 134										
																				2022	DIST 92	RIDE 3.09	PRPI	POOR	IRI 134										
																				2023	DIST 99	RIDE 2.98	PRPI	FAIR	IRI 108										

REF PT	RIDE	DST	RUT (IN)	IRI IN/MI	PRPI	AVG NUM (2023) FLT	AC	BLD	LC	TC	BC	RW	BP	RT
48	2.97	99	0.15	109.00	FAIR	N/A	N/A	0	0	0	0	0	0	0
49	2.98	99	0.16	108.00	FAIR	N/A	N/A	0	0	0	0	0	0	0
AVG	2.98	99	0.16	108.50	FAIR	N/A	N/A	0	0	0	0	0	0	0

10 OCCURS DPTH (IN)	COMPONENTS	LSHL WDTN (FT)	RDWY WDTN (FT)	RSHL WDTN (FT)	OIL/CON TYPE	CLS AGG	YEAR	COST THOUS	DSN LFE	PCN	SUB	H
	GRADED BY OTHERS		36.0				1969					
4.0	BITUMINOUS BASE		34.0		CMS-2		1970					
1.5	COLD BITUMINOUS PAVEMENT MAINTENANCE GRAVEL SEAL		24.0		SC-3000		1971	85	20			
	INT CONT PATCH-1.0"		24.0		AE-150S		1987	28				
	DISTRICT CHIP SEAL		24.0		85-100		1995	61				
2.0	HOT BIT PAVEMENT	3.0	24.0	3.0	MC-3000	43	1997	13				
	FEDERAL AID CHIP SEAL		25.0		PG 58-28	27	2008	348	7	16317	1	
	DOUBLE CHIP SEAL		25.4		CRS2P	41	2011	117		18823	1	
			60.0		CRS2P	41	2023	1008		23336	1	

NDDOT RIMS HIGHWAY PROJECTS - HIGHWAY COMPONENTS
HIGHWAY COMPONENTS DISTRICT INFO BOOK
FOR BISMARCK DISTRICT

ENGLISH

D	HWY	S	D	FROM REF	FROM PT	TO REF	TO PT	LENGTH (XX)	LEFT SHLDR WIDTH	DRVNG LANE WIDTH	RIGHT SHLDR WIDTH	SURF DPTH	BASE DPTH	GRAD WIDTH	FIN WIDTH	TAADT	AAADT	ESALS	PAV AGE	EFF PAV AGE	LAST YEAR SEAL	PVMT TYPE	PVMT DESC	HWY PTY	FRT LVL	INTL CONS	PREV CONS	LTST CONS	LTST REHAB																																																																														
1	1804	N		50.000	0.0000	52.000	0.4970	2.4799	3.0	24.0	3.0	3.0	4.0	36.0	30.0	30	270 2022	13	53	14		FLEX	ASPHT	RCL	3	1971	2008	2023	C SEAL																																																																														
2023 TEST SECTION CAPE SEAL																		2014	DIST	91	RIDE	3.44	PRPI	GOOD	IRI	86	2015	DIST	87	RIDE	3.34	PRPI	GOOD	IRI	91	2016	DIST	89	RIDE	3.14	PRPI	GOOD	IRI	100	2017	DIST	90	RIDE	2.88	PRPI	FAIR	IRI	113	2018	DIST	94	RIDE	2.53	PRPI	POOR	IRI	131	2019	DIST	93	RIDE	2.91	PRPI	FAIR	IRI	112	2020	DIST	86	RIDE	2.65	PRPI	POOR	IRI	125	2021	DIST	90	RIDE	2.64	PRPI	POOR	IRI	126	2022	DIST	88	RIDE	2.47	PRPI	POOR	IRI	134	2023	DIST	95	RIDE	2.52	PRPI	POOR	IRI	131

REF PT	RIDE	DST	RUT (IN)	IRI IN/MI	PRPI	AVG NUM (2023) FLT	AC	AVERAGE BLD	RIDE LC	DISTRESS TC	& RT BC	RUT BP	RT
50	2.72	93	0.16	121.00	FAIR	N/A	N/A	0	0	0	0	0	6
51	2.75	99	0.16	120.00	FAIR	N/A	N/A	0	0	0	0	0	0
52	2.09	93	0.19	154.00	POOR	N/A	N/A	0	0	0	0	0	6
AVG	2.52	95	0.17	131.67	POOR	N/A	N/A	0	0	0	0	0	4

10 OCCURS DPTH (IN)	COMPONENTS	LSHL WIDTH (FT)	RDWY WIDTH (FT)	RSHL WIDTH (FT)	OIL/CON TYPE	CLS AGG	YEAR	COST THOUS	DSN LFE	PCN	SUB	H
	GRADED BY OTHERS		36.0				1969					
4.0	BITUMINOUS BASE		34.0		CMS-2		1970					
1.5	COLD BITUMINOUS PAVEMENT		24.0		SC-3000		1971	74	20			
	MAINTENANCE GRAVEL SEAL		24.0		AE-150S		1987	25				
	INT CONT PATCH-1.0"		24.0		85-100		1995	54				
	DISTRICT CHIP SEAL		24.0		MC-3000	43	1997	12				
2.0	HOT BIT PAVEMENT	3.0	24.0	3.0	PG 58-28	27	2008	306	7	16317		1
	FEDERAL AID CHIP SEAL		25.0		CRS2P	41	2011	102		18823		1
-.5	MICROMILL		25.4				2023			23336		1
	CAPE SEAL		30.0		CRS2P	11	2023	886	7	23336		1

ENGLISH

D	HWY	S	D	FROM REF PT	FROM OFFSET (XX)	TO REF PT	TO OFFSET (XX)	LENGTH (XX)	LEFT SHLDR WIDTH	DRVNG LANE WIDTH	RIGHT SHLDR WIDTH	SURF DPTH	BASE DPTH	GRAD WIDTH	FIN WIDTH	TAADT	AADT	ESALS	PAV AGE	EFF PAV AGE	LAST YEAR	SEAL	PVMT TYPE	PVMT DESC	HWY PTY	FRT LVL	INTL CONS	PREV CONS	LTST CONS	LTST REHAB																																																																													
1	1804	N		52.000	0.4970	53.000	0.0000	0.5151	3.0	24.0	3.0	3.0	3.0	36.0	30.0	30	279 2022	15	57	14			FLEX	ASPHT	RCL	3	1967	2008	2023	C SEAL																																																																													
2023 TEST SECTION CAPE SEAL																		2014	DIST	NA	RIDE	N/A	PRPI	GOOD	IRI	103	2015	DIST	NA	RIDE	N/A	PRPI	GOOD	IRI	103	2016	DIST	NA	RIDE	N/A	PRPI	GOOD	IRI	103	2017	DIST	NA	RIDE	N/A	PRPI	GOOD	IRI	103	2018	DIST	NA	RIDE	N/A	PRPI	GOOD	IRI	103	2019	DIST	NA	RIDE	N/A	PRPI	GOOD	IRI	103	2020	DIST	NA	RIDE	N/A	PRPI	GOOD	IRI	103	2021	DIST	NA	RIDE	N/A	PRPI	GOOD	IRI	103	2022	DIST	NA	RIDE	N/A	PRPI	GOOD	IRI	103	2023	DIST	NA	RIDE	N/A	PRPI	N/A	IRI	N/A

1997 DISTRICT CHIP SEAL RAN FROM 52.000 TO 60.986
2011 PCN 18023 - INTERSECTION REALIGNMENT OF 158TH ST SE, MOFFIT ROAD
AND ND 1804

REF PT	RIDE	DST	RUT (IN)	IRI IN/MI	PRPI	AVG NUM (2023) FLT	AVG NUM (2023) AC	AVERAGE BLD	RIDE LC	DISTRESS TC	& RT	RUT BP	RUT RT
AVG	N/A	NA	N/A	N/A	N/A	N/A	N/A	N/A	N/A	N/A	N/A	N/A	N/A

11 OCCURS	LSHL WIDTH (FT)	RDWY WIDTH (FT)	RSHL WIDTH (FT)	OIL/CON TYPE	CLS AGG	YEAR	COST THOUS	DSN LFE	PCN	SUB	H
GRADED BY OTHERS		36.0				1966					
3.0 BITUMINOUS BASE		34.0		SM-K		1967					
1.5 HOT BIT PAVEMENT		24.0		120-150		1967	11	20			
DISTRICT CHIP SEAL		24.0		AE-200S		1987	3				
MAINTENANCE GRAVEL SEAL		24.0		AE-150S		1987	2				
INT CONT PATCH-1.0"		24.0		85-100		1995	6				
DISTRICT CHIP SEAL		24.0		MC-3000	43	1997	1				
2.0 HOT BIT PAVEMENT	3.0	24.0	3.0	PG 58-28	27	2008	63	7	16317	1	
FEDERAL AID CHIP SEAL		25.0		CRS2P	41	2011	21		18823	1	
-.5 MICROMILL		25.4				2023			23336	1	
CAPE SEAL		30.0		CRS2P	11	2023	176	7	23336	1	

NDDOT RIMS HIGHWAY PROJECTS - HIGHWAY COMPONENTS
 HIGHWAY COMPONENTS DISTRICT INFO BOOK
 FOR BISMARCK DISTRICT

ENGLISH

D	HWY	S	D	FROM REF	FROM PT	TO REF	TO PT	LENGTH (XX)	LEFT SHLDR WIDTH	DRVNG LANE WIDTH	RIGHT SHLDR WIDTH	SURF DPTH	BASE DPTH	GRAD WIDTH	FIN WIDTH	TAADT	AADT	ESALS	PAV AGE	EFF PAV AGE	LAST YEAR SEAL	PVMT TYPE	PVMT DESC	HWY PTY	FRT LVL	INTL CONS	PREV CONS	LTST CONS	LTST REHAB				
1	1804	N		53.000	0.0000	56.000	0.0000	2.9983	3.0	24.0	3.0	3.0	3.0	36.0	30.0	30	289 2022	13	57	29	2023	FLEX	ASPHT	RCL	3	1967	2008	2008	RAP C SEAL				
2023 TEST SECTION RAP CAPE SEAL																		2014	DIST 91	RIDE 3.61	PRPI	GOOD	IRI 102										
																		2015	DIST 89	RIDE 3.60	PRPI	GOOD	IRI 102										
																		2016	DIST 91	RIDE 3.38	PRPI	GOOD	IRI 102										
																		2017	DIST 91	RIDE 3.28	PRPI	GOOD	IRI 102										
																		2018	DIST 94	RIDE 2.92	PRPI	GOOD	IRI 102										
																		2019	DIST 93	RIDE 3.39	PRPI	GOOD	IRI 102										
																		2020	DIST 89	RIDE 3.09	PRPI	GOOD	IRI 102										
																		2021	DIST 92	RIDE 3.21	PRPI	GOOD	IRI 102										
																		2022	DIST 92	RIDE 2.98	PRPI	GOOD	IRI 102										
																		2023	DIST 99	RIDE 2.92	PRPI	FAIR	IRI 111										

1997 DISTRICT CHIP SEAL RAN FROM 52.000 TO 60.986
 2011 PCN 18023 - INTERSECTION REALIGNMENT OF 158TH ST SE, MOFFIT ROAD
 AND ND 1804

REF PT	RIDE	DST	RUT (IN)	IRI IN/MI	PRPI	AVG NUM (2023) FLT	NUM (2023) FLT AC	AVERAGE BLD	RIDE LC	DISTRESS TC	& RT	RUT BP	RUT RT
53	2.56	99	0.14	130.00	POOR	N/A	N/A	0	0	0	0	0	0
54	3.10	99	0.14	103.00	FAIR	N/A	N/A	0	0	0	0	0	0
55	3.11	99	0.14	102.00	FAIR	N/A	N/A	0	0	0	0	0	0
AVG	2.92	99	0.14	111.67	FAIR	N/A	N/A	0	0	0	0	0	0

12 OCCURS DPTH (IN)	COMPONENTS	LSHL WDH (FT)	RDWY WDH (FT)	RSHL WDH (FT)	OIL/CON TYPE	CLS AGG	YEAR	COST THOUS	DSN LFE	PCN	SUB	H
	GRADED BY OTHERS		36.0				1966					
3.0	BITUMINOUS BASE		34.0		SM-K		1967					
1.5	HOT BIT PAVEMENT		24.0		120-150		1967	66	20			
	DISTRICT CHIP SEAL		24.0		AE-200S		1987	18				
	MAINTENANCE GRAVEL SEAL		24.0		AE-150S		1987	14				
	INT CONT PATCH-1.0"		24.0		85-100		1995	34				
	DISTRICT CHIP SEAL		24.0		MC-3000	43	1997	6				
2.0	HOT BIT PAVEMENT	3.0	24.0	3.0	PG 58-28	27	2008	369	7	16317		1
	FEDERAL AID CHIP SEAL		25.0		CRS2P	41	2011	124		18823		1
-.5	MICROMILL		25.4				2023			23336		1
	FEDERAL AID CHIP SEAL		30.0		CRS2P	11	2023			23336		1
	RAP CAPE SEAL		25.4		AE	RM	2023	31072		23336		1

ENGLISH

D	HWY	S	D	FROM REF	FROM PT	TO REF	TO PT	LENGTH (XX)	LEFT SHLDR WIDTH	DRVNG LANE WIDTH	RIGHT SHLDR WIDTH	SURF DPTH	BASE DPTH	GRAD WIDTH	FIN WIDTH	TAADT	AADT	ESALS	PAV AGE	EFF PAV AGE	LAST YEAR SEAL	PVMT TYPE	PVMT DESC	HWY PTY	FRT LVL	INTL CONS	PREV CONS	LTST CONS	LTST REHAB				
1	1804	N		56.000	0.0000	59.000	0.0000	2.9886	3.0	24.0	3.0	3.0	3.0	36.0	30.0	33	346 2022	15	57	29	2023	FLEX	ASPHT	RCL	3	1967	2008	2008	D MICRO				
2023 TEST SECTION DOUBLE MICRO																		2014	DIST 91	RIDE 3.78	PRPI	GOOD	IRI 101										
																		2015	DIST 90	RIDE 3.92	PRPI	GOOD	IRI 101										
																		2016	DIST 91	RIDE 3.53	PRPI	GOOD	IRI 101										
																		2017	DIST 90	RIDE 3.59	PRPI	GOOD	IRI 101										
																		2018	DIST 93	RIDE 2.97	PRPI	GOOD	IRI 101										
																		2019	DIST 93	RIDE 3.66	PRPI	GOOD	IRI 101										
																		2020	DIST 87	RIDE 3.14	PRPI	GOOD	IRI 101										
																		2021	DIST 92	RIDE 3.50	PRPI	GOOD	IRI 101										
																		2022	DIST 92	RIDE 2.98	PRPI	GOOD	IRI 101										
																		2023	DIST 93	RIDE 3.59	PRPI	GOOD	IRI 101										

1997 DISTRICT CHIP SEAL RAN FROM 52.000 TO 60.986
 2011 PCN 18023 - INTERSECTION REALIGNMENT OF 158TH ST SE, MOFFIT ROAD
 AND ND 1804

REF PT	RIDE	DST	RUT (IN)	IRI IN/MI	PRPI	AVG NUM FLT	(2023) FLT	AVERAGE AC	RIDE BLD	DISTRESS LC	& RT TC	BC	RW	BP	RT
56	3.71	93	0.19	74.00	GOOD	N/A	N/A	0	0	0	0	0	0	0	6
57	3.41	93	0.22	88.00	FAIR	N/A	N/A	0	0	0	0	0	0	0	6
58	3.66	93	0.24	77.00	GOOD	N/A	N/A	0	0	0	0	0	0	0	6
AVG	3.59	93	0.22	79.67	GOOD	N/A	N/A	0	0	0	0	0	0	0	6

11 OCCURS	LSHL DPTH (IN)	RDWY (FT)	RSHL (FT)	OIL/CON TYPE	CLS AGG	YEAR	COST THOUS	DSN LFE	PCN	SUB	H
GRADED BY OTHERS		36.0				1966					
3.0 BITUMINOUS BASE		34.0		SM-K		1967					
1.5 HOT BIT PAVEMENT		24.0		120-150		1967	66	20			
DISTRICT CHIP SEAL		24.0		AE-200S		1987	17				
MAINTENANCE GRAVEL SEAL		24.0		AE-150S		1987	14				
INT CONT PATCH-1.0"		24.0		85-100		1995	34				
DISTRICT CHIP SEAL		24.0		MC-3000	43	1997	6				
2.0 HOT BIT PAVEMENT	3.0	24.0	3.0	PG 58-28	27	2008	368	7	16317		1
FEDERAL AID CHIP SEAL		25.0		CRS2P	41	2011	124		18823		1
-.5 MICROMILL		25.4				2023			23336		1
DOUBLE MICRO		50.8		AE	MC	2023	1072		23336		1

NDDOT RIMS HIGHWAY PROJECTS - HIGHWAY COMPONENTS
 HIGHWAY COMPONENTS DISTRICT INFO BOOK
 FOR BISMARCK DISTRICT

ENGLISH

D	Hwy S D	FROM REF PT	FROM OFFSET (XX)	TO REF PT	TO OFFSET (XX)	LENGTH (XX)	LEFT SHLDR WIDTH	DRVNG LANE WIDTH	RIGHT SHLDR WIDTH	SURF DPTH	BASE DPTH	GRAD WIDTH	FIN WIDTH	TAADT	AADT	ESALS	PAV AGE	EFF PAV AGE	LAST YEAR SEAL	PVMT TYPE	PVMT DESC	HWY PTY	FRT LVL	INTL CONS	PREV CONS	LTST CONS	LTST REHAB					
1	1804	N	59.000	0.0000	62.000	0.0000	2.9989	3.0	24.0	3.0	3.0	36.0	30.0	38	434 2022	15	57	29	2023	FLEX	ASPHT	RCL	3	1967	2008	2008	RAP D	MIRCO				
2023 TEST SECTION RAP DOUBLE MICRO																	2014	DIST 89	RIDE 3.88	PRPI	GOOD	IRI 105										
																	2015	DIST 90	RIDE 3.93	PRPI	GOOD	IRI 105										
																	2016	DIST 90	RIDE 3.79	PRPI	GOOD	IRI 105										
																	2017	DIST 89	RIDE 3.72	PRPI	GOOD	IRI 105										
																	2018	DIST 94	RIDE 3.32	PRPI	GOOD	IRI 105										
																	2019	DIST 92	RIDE 3.74	PRPI	GOOD	IRI 105										
																	2020	DIST 89	RIDE 3.45	PRPI	GOOD	IRI 105										
																	2021	DIST 91	RIDE 3.63	PRPI	GOOD	IRI 105										
																	2022	DIST 90	RIDE 3.37	PRPI	GOOD	IRI 105										
																	2023	DIST 99	RIDE 3.51	PRPI	GOOD	IRI 83										

1997 DISTRICT CHIP SEAL RAN FROM 52.000 TO 60.986
 2011 PCN 18023 - INTERSECTION REALIGNMENT OF 158TH ST SE, MOFFIT ROAD
 AND ND 1804

REF PT	RIDE	DST	RUT (IN)	IRI IN/MI	PRPI	AVG NUM (2023) FLT	AC	BLD	LC	TC	BC	RW	BP	RT
59	3.65	99	0.15	77.00	GOOD	N/A	N/A	0	0	0	0	0	0	0
60	3.38	99	0.14	89.00	FAIR	N/A	N/A	0	0	0	0	0	0	0
61	3.49	99	0.15	84.00	GOOD	N/A	N/A	0	0	0	0	0	0	0
AVG	3.51	99	0.15	83.33	GOOD	N/A	N/A	0	0	0	0	0	0	0

11 OCCURS	LSHL WIDTH (FT)	RDWY WIDTH (FT)	RSHL WIDTH (FT)	OIL/CON TYPE	CLS AGG	YEAR	COST THOUS	DSN LFE	PCN	SUB	H
GRADED BY OTHERS		36.0				1966					
3.0 BITUMINOUS BASE		34.0		SM-K		1967					
1.5 HOT BIT PAVEMENT		24.0		120-150		1967	66	20			
DISTRICT CHIP SEAL		24.0		AE-200S		1987		18			
MAINTENANCE GRAVEL SEAL		24.0		AE-150S		1987		14			
INT CONT PATCH-1.0"		24.0		85-100		1995		34			
DISTRICT CHIP SEAL		24.0		MC-3000	43	1997		6			
2.0 HOT BIT PAVEMENT	3.0	24.0	3.0	PG 58-28	27	2008	370	7	16317		1
FEDERAL AID CHIP SEAL		25.0		CRS2P	41	2011	124		18823		1
-.5 MICROMILL		25.4				2023			23336		1
RAP DOUBLE MIRCO		50.7		AE	RM	2023	1072		23336		1

ENGLISH

D	HWY	S	D	FROM REF	FROM PT	TO REF	TO PT	LENGTH (XX)	LEFT SHLDR WIDTH	DRVNG LANE WIDTH	RIGHT SHLDR WIDTH	SURF DPTH	BASE DPTH	GRAD WIDTH	FIN WIDTH	TAADT	AADT	ESALS	PAV AGE	EFF PAV AGE	LAST YEAR SEAL	PVMT TYPE	PVMT DESC	HWY PTY	FRT LVL	INTL CONS	PREV CONS	LTST CONS	LTST REHAB													
1	1804	N		62.000	0.0000	65.000	0.0000	3.0042	3.0	24.0	3.0	3.0	3.0	36.0	30.0	45	595	19	57	29	2023	FLEX	ASPHT	RCL	3	1967	2008	2008	ULTRATHIN WC													
																						2022															2014	DIST 94	RIDE 3.74	PRPI	GOOD	IRI 104
																						2015	DIST 92	RIDE 3.62	PRPI	GOOD	IRI 104															
																						2016	DIST 88	RIDE 3.51	PRPI	GOOD	IRI 104															
																						2017	DIST 91	RIDE 3.33	PRPI	GOOD	IRI 104															
																						2018	DIST 94	RIDE 2.99	PRPI	GOOD	IRI 104															
																						2019	DIST 92	RIDE 3.32	PRPI	GOOD	IRI 104															
																						2020	DIST 91	RIDE 3.25	PRPI	GOOD	IRI 104															
																						2021	DIST 91	RIDE 3.34	PRPI	GOOD	IRI 104															
																						2022	DIST 92	RIDE 2.98	PRPI	GOOD	IRI 104															
																						2023	DIST 99	RIDE 3.81	PRPI	GOOD	IRI 69															

2023 TEST SEC. ULTRATHIN BLENDED WC

1997 DISTRICT CHIP SEAL RAN FROM 52.000 TO 60.986
2011 PCN 18023 - INTERSECTION REALIGNMENT OF 158TH ST SE, MOFFIT ROAD
AND ND 1804

REF PT	RIDE	DST	RUT (IN)	IRI IN/MI	PRPI	AVG NUM FLT	(2023) FLT	AVERAGE BLD	RIDE LC	DISTRESS TC	& RT	RUT BP	RT
62	3.74	99	0.14	73.00	GOOD	N/A	N/A	0	0	0	0	0	0
63	3.89	99	0.16	66.00	GOOD	N/A	N/A	0	0	0	0	0	0
64	3.80	99	0.13	70.00	GOOD	N/A	N/A	0	0	0	0	0	0
AVG	3.81	99	0.14	69.67	GOOD	N/A	N/A	0	0	0	0	0	0

11 OCCURS	LSHL WIDTH (FT)	RDWY WIDTH (FT)	RSHL WIDTH (FT)	OIL/CON TYPE	CLS AGG	YEAR	COST THOUS	DSN LFE	PCN	SUB	H
GRADED BY OTHERS		36.0				1966					
3.0 BITUMINOUS BASE		34.0		SM-K		1967					
1.5 HOT BIT PAVEMENT		24.0		120-150		1967	67	20			
DISTRICT CHIP SEAL		24.0		AE-200S		1987	18				
MAINTENANCE GRAVEL SEAL		24.0		AE-150S		1987	14				
INT CONT PATCH-1.0"		24.0		85-100		1995	34				
DISTRICT CHIP SEAL		24.0		MC-3000	43	1997	6				
2.0 HOT BIT PAVEMENT	3.0	24.0	3.0	PG 58-28	27	2008	370	7	16317		1
FEDERAL AID CHIP SEAL		25.0		CRS2P	41	2011	124		18823		1
-.5 MICROMILL		25.4				2023			23336		1
ULTRATHIN BONDED WC		30.0				2023	1072		23336		1

NDDOT RIMS HIGHWAY PROJECTS - HIGHWAY COMPONENTS
HIGHWAY COMPONENTS DISTRICT INFO BOOK
FOR BISMARCK DISTRICT

ENGLISH

D	HWY	S	D	FROM REF	FROM PT	TO REF	TO PT	LENGTH (XX)	LEFT SHLDR WIDTH	DRVNG LANE WIDTH	RIGHT SHLDR WIDTH	SURF DPTH	BASE DPTH	GRAD WIDTH	FIN WIDTH	TAADT	AAADT	ESALS	PAV AGE	EFF PAV AGE	LAST YEAR SEAL	PVMT TYPE	PVMT DESC	HWY PTY	FRT LVL	INTL CONS	PREV CONS	LTST CONS	LTST REHAB					
1	1804	N		65.000	0.0000	68.000	0.0000	2.9964	3.0	24.0	3.0	3.0	3.0	36.0	30.0	51	715 2022	23	57	14		FLEX	ASPHT	RCL	3	1967	2008	2023	THINLAY					
2023 TEST SECTION 0.75" HMA THINLAY																			2014	DIST 91	RIDE 3.78	PRPI	POOR	IRI 121										
																			2015	DIST 93	RIDE 3.59	PRPI	POOR	IRI 121										
																			2016	DIST 89	RIDE 3.67	PRPI	POOR	IRI 121										
																			2017	DIST 90	RIDE 3.31	PRPI	POOR	IRI 121										
																			2018	DIST 94	RIDE 3.18	PRPI	POOR	IRI 121										
																			2019	DIST 93	RIDE 3.29	PRPI	POOR	IRI 121										
																			2020	DIST 91	RIDE 3.41	PRPI	POOR	IRI 121										
																			2021	DIST 92	RIDE 3.18	PRPI	POOR	IRI 121										
																			2022	DIST 92	RIDE 3.20	PRPI	POOR	IRI 121										
																			2023	DIST 99	RIDE 3.89	PRPI	GOOD	IRI 65										

1997 DISTRICT CHIP SEAL RAN FROM 52.000 TO 60.986
2011 PCN 18023 - INTERSECTION REALIGNMENT OF 158TH ST SE, MOFFIT ROAD
AND ND 1804

REF PT	RIDE	DST	RUT (IN)	IRI IN/MI	PRPI	AVG NUM FLT	(2023) FLT	AVERAGE BLD	RIDE LC	DISTRESS TC	& RT	RUT BP	RT
65	4.10	99	0.11	56.00	GOOD	N/A	N/A	0	0	0	0	0	0
66	3.80	99	0.12	70.00	GOOD	N/A	N/A	0	0	0	0	0	0
67	3.78	99	0.11	71.00	GOOD	N/A	N/A	0	0	0	0	0	0
AVG	3.89	99	0.11	65.67	GOOD	N/A	N/A	0	0	0	0	0	0

11 OCCURS	LSHL WIDTH (FT)	RDWY WIDTH (FT)	RSHL WIDTH (FT)	OIL/CON TYPE	CLS AGG	YEAR	COST THOUS	DSN LFE	PCN	SUB	H
GRADED BY OTHERS		36.0				1966					
3.0 BITUMINOUS BASE		34.0		SM-K		1967					
1.5 HOT BIT PAVEMENT		24.0		120-150		1967	66	20			
DISTRICT CHIP SEAL		24.0		AE-200S		1987	18				
MAINTENANCE GRAVEL SEAL		24.0		AE-150S		1987	14				
INT CONT PATCH-1.0"		24.0		85-100		1995	34				
DISTRICT CHIP SEAL		24.0		MC-3000	43	1997	6				
2.0 HOT BIT PAVEMENT	3.0	24.0	3.0	PG 58-28	27	2008	369	7	16317		1
FEDERAL AID CHIP SEAL		25.0		CRS2P	41	2011	124		18823		1
-.5 MICROMILL		25.4				2023			23336		1
.7 0.75" HMA THINLAY		30.0		PG58H-34	SP	2023	1072	7	23336		1

ENGLISH

D	HWY	S	D	FROM REF PT	FROM OFFSET (XX)	TO REF PT	TO OFFSET (XX)	LENGTH (XX)	LEFT SHLDR WIDTH	DRVNG LANE WIDTH	RIGHT SHLDR WIDTH	SURF DPTH	BASE DPTH	GRAD WIDTH	FIN WIDTH	TAADT	AAADT	ESALS	PAV AGE	EFF PAV AGE	LAST YEAR SEAL	PVMT TYPE	PVMT DESC	HWY PTY	FRT LVL	INTL CONS	PREV CONS	LTST CONS	LTST REHAB
1	1804	N		68.000	0.0000	68.000	0.7540	0.7540	2.0	24.0	2.0	5.0	3.0	36.0	28.0	55	780 2022	23	57	14		FLEX	ASPHT	RCL	3	1967	2008	2023	RAP-FAA 43
NEAR COTTONTAIL WAY																			2014	DIST 88	RIDE 3.30	PRPI GOOD	IRI 93						
																			2015	DIST 94	RIDE 3.51	PRPI FAIR	IRI 83						
																			2016	DIST 91	RIDE 3.20	PRPI FAIR	IRI 98						
																			2017	DIST 95	RIDE 3.28	PRPI GOOD	IRI 94						
																			2018	DIST 94	RIDE 2.63	PRPI POOR	IRI 125						
																			2019	DIST 93	RIDE 3.27	PRPI GOOD	IRI 94						
																			2020	DIST 92	RIDE 3.01	PRPI GOOD	IRI 107						
																			2021	DIST 92	RIDE 3.19	PRPI GOOD	IRI 98						
																			2022	DIST 92	RIDE 2.72	PRPI POOR	IRI 121						
																			2023	DIST 99	RIDE 3.96	PRPI GOOD	IRI 63						

1997 DISTRICT CHIP SEAL RAN FROM 52.000 TO 60.986
2011 PCN 18023 - INTERSECTION REALIGNMENT OF 158TH ST SE, MOFFIT ROAD
AND ND 1804

REF PT	RIDE	DST	RUT (IN)	IRI IN/MI	PRPI	AVG NUM (2023) FLT	AVG NUM (2023) FLT AC	AVERAGE RIDE, DISTRESS & RUT							
								BLD	LC	TC	BC	RW	BP	RT	
68	3.96	99	0.14	63.00	GOOD	N/A	N/A	0	0	0	0	0	0	0	
AVG	3.96	99	0.14	63.00	GOOD	N/A	N/A	0	0	0	0	0	0	0	

11 OCCURS DPTH (IN)	COMPONENTS	L SHL WIDTH (FT)	RDWY WIDTH (FT)	R SHL WIDTH (FT)	OIL/CON TYPE	CLS AGG	YEAR	COST THOUS	DSN LFE	PCN	SUB	H
	GRADED BY OTHERS		36.0				1966					
3.0	BITUMINOUS BASE		34.0		SM-K		1967					
1.5	HOT BIT PAVEMENT		24.0		120-150		1967	17	20			
	DISTRICT CHIP SEAL		24.0		AE-200S		1987	4				
	MAINTENANCE GRAVEL SEAL		24.0		AE-150S		1987	4				
	INT CONT PATCH-1.0"		24.0		85-100		1995	9				
	DISTRICT CHIP SEAL		24.0		MC-3000	43	1997	2				
2.0	HOT BIT PAVEMENT	3.0	24.0	3.0	PG 58-28	27	2008	93	7	16317	1	
	FEDERAL AID CHIP SEAL		25.0		CRS2P	41	2011	31		18823	1	
	-.5 MICROMILL		25.4				2023			23336	1	
2.0	RAP-SUPERPAVE FAA 43	2.0	24.0	2.0	PG58H-34	SP	2023	270	7	23336	1	

ENGLISH

D	HWY	S	D	FROM REF PT	FROM OFFSET (XX)	TO REF PT	TO OFFSET (XX)	LENGTH (XX)	LEFT SHLDR WIDTH	DRVNG LANE WIDTH	RIGHT SHLDR WIDTH	SURF DPTH	BASE DPTH	GRAD WIDTH	FIN WIDTH	TAADT	AAADT	ESALS	PAV AGE	EFF PAV AGE	LAST YEAR SEAL	PVMT TYPE	PVMT DESC	HWY PTY	FRT LVL	INTL CONS	PREV CONS	LTST CONS	LTST REHAB				
1	1804	N		68.000	0.7540	68.000	0.9076	0.1536	2.0	24.0	2.0	5.2	3.0	36.0	28.0	55	780 2022	33	15	14		FLEX	ASPHT	RCL	3	2009	2023	2023	RAP-FAA 43				
102ND AVE SE TO STATION 3632+05																		2014	DIST	NA	RIDE	N/A	PRPI	N/A	IRI	N/A							
1997 DISTRICT CHIP SEAL RAN FROM 52.000 TO 60.986																		2015	DIST	NA	RIDE	N/A	PRPI	N/A	IRI	N/A							
																		2016	DIST	NA	RIDE	N/A	PRPI	N/A	IRI	N/A							
																		2017	DIST	NA	RIDE	N/A	PRPI	N/A	IRI	N/A							
																		2018	DIST	NA	RIDE	N/A	PRPI	N/A	IRI	N/A							
																		2019	DIST	NA	RIDE	N/A	PRPI	N/A	IRI	N/A							
																		2020	DIST	NA	RIDE	N/A	PRPI	N/A	IRI	N/A							
																		2021	DIST	NA	RIDE	N/A	PRPI	N/A	IRI	N/A							
																		2022	DIST	NA	RIDE	N/A	PRPI	N/A	IRI	N/A							
																		2023	DIST	NA	RIDE	N/A	PRPI	N/A	IRI	N/A							

REF PT	RIDE	DST	RUT (IN)	IRI IN/MI	PRPI	AVG NUM (2023) FLT	AC	AVERAGE BLD	RIDE LC	DISTRESS TC	& RT	RUT BP	RT
AVG	N/A	NA	N/A	N/A	N/A	N/A	N/A	N/A	N/A	N/A	N/A	N/A	N/A

11 OCCURS DPTH (IN)	COMPONENTS	LSHL WDH (FT)	RDWY WDH (FT)	RSHL WDH (FT)	OIL/CON TYPE	CLS AGG	YEAR	COST THOUS	DSN LFE	PCN	SUB	H
	GRADED BY OTHERS		36.0				1966					
3.0	BITUMINOUS BASE		34.0		SM-K		1967					
1.5	HOT BIT PAVEMENT		24.0		120-150		1967	3	20			
	DISTRICT CHIP SEAL		24.0		AE-200S		1987	1				
	MAINTENANCE GRAVEL SEAL		24.0		AE-150S		1987	1				
	INT CONT PATCH-1.0"		24.0		85-100		1995	2				
	DISTRICT CHIP SEAL		24.0		MC-3000	43	1997					
2.0	HBP-SUPERPAVE-FAA 42	3.0	24.0	3.0	PG 58-28	SP	2009	172	20	17341		1
	FEDERAL AID CHIP SEAL		25.0		CRS2P	41	2011	61		18823		1
	-.5 MICROMILL		25.4				2023			23336		1
2.0	RAP-SUPERPAVE FAA 43	2.0	24.0	2.0	PG58H-34	SP	2023	55	7	23336		1

NDDOT RIMS HIGHWAY PROJECTS - HIGHWAY COMPONENTS
 HIGHWAY COMPONENTS DISTRICT INFO BOOK
 FOR BISMARCK DISTRICT

ENGLISH

D	HWY	S	D	FROM REF	FROM OFFSET	TO REF	TO OFFSET	LENGTH	LEFT SHLDR	DRVNG LANE	RIGHT SHLDR	SURF DPTH	BASE DPTH	GRAD WDTN	FIN WDTN	TAADT	AAADT	ESALS	PAV AGE	EFF PAV AGE	LAST PAV YEAR	PVMT TYPE	PVMT DESC	HWY PTY	FRT LVL	INTL CONS	PREV CONS	LTST CONS	LTST REHAB				
1	1804	N		68.000	0.9076	69.000	0.3247	0.4203	5.5	24.0	5.5	5.5	10.0	46.0	35.0	55	780 2022	23	15	14		FLEX	ASPHT	RCL	3	2009	2023	2023	RAP-FAA 43				
STATION 3632+05 TO 3654+22																		2014	DIST 89	RIDE 3.08	PRPI	FAIR	IRI 104										
																		2015	DIST 85	RIDE 3.12	PRPI	FAIR	IRI 101										
																		2016	DIST 89	RIDE 2.88	PRPI	FAIR	IRI 113										
																		2017	DIST 88	RIDE 2.80	PRPI	FAIR	IRI 117										
																		2018	DIST 93	RIDE 2.39	PRPI	POOR	IRI 138										
																		2019	DIST 92	RIDE 2.55	PRPI	POOR	IRI 130										
																		2020	DIST 91	RIDE 2.56	PRPI	POOR	IRI 129										
																		2021	DIST 91	RIDE 2.45	PRPI	POOR	IRI 135										
																		2022	DIST 91	RIDE 2.37	PRPI	POOR	IRI 139										
																		2023	DIST 99	RIDE 4.09	PRPI	GOOD	IRI 57										

1997 DISTRICT CHIP SEAL RAN FROM 52.000 TO 60.986

REF PT	RUT RIDE	DST	IRI (IN)	IN/MI	PRPI	AVG NUM (2023) FLT	AVG NUM (2023) FLT AC	AVERAGE BLD	AVERAGE LC	AVERAGE TC	AVERAGE BC	AVERAGE RW	AVERAGE BP	AVERAGE RT
69	4.09	99	0.14	57.00	GOOD	N/A	N/A	0	0	0	0	0	0	0
AVG	4.09	99	0.14	57.00	GOOD	N/A	N/A	0	0	0	0	0	0	0

6 OCCURS DPTH (IN)	COMPONENTS	LSHL WDTN (FT)	RDWY WDTN (FT)	RSHL WDTN (FT)	OIL/CON TYPE	CLS AGG	YEAR	COST THOUS	DSN LFE	PCN	SUB	H
10.0	SALVAGED AGGR BASE		46.0				2009			17341		1
4.0	HBP-SUPERPAVE-FAA 42	6.0	24.0	6.0	PG 58-28	SP	2009	471	20	17341		1
	FEDERAL AID CHIP SEAL		25.0		CRS2P	41	2011	17		18823		1
	-.5 MICROMILL		36.4				2023			23336		1
2.0	RAP-SUPERPAVE FAA 43	5.4	24.0	5.4	PG58H-34	SP	2023	150	7	23336		1

ENGLISH

D	HWY	S	D	FROM REF PT	FROM OFFSET (XX)	TO REF PT	TO OFFSET (XX)	LENGTH (XX)	LEFT SHLDR WIDTH	DRVNG LANE WIDTH	RIGHT SHLDR WIDTH	SURF DPTH	BASE DPTH	GRAD WIDTH	FIN WIDTH	TAADT	AAADT	ESALS	PAV AGE	EFF PAV AGE	LAST YEAR SEAL	PVMT TYPE	PVMT DESC	HWY PTY	FRT LVL	INTL CONS	PREV CONS	LTST CONS	LTST REHAB														
1	1804	N		69.000	0.3247	69.000	0.8060	0.4813	2.0	24.0	2.0	5.5	3.0	36.0	28.0	55	780 2022	33	15	14		FLEX	ASPHT	RCL	3	2009	2023	2023	RAP-FAA 43														
STATION 3654+22 TO 3679+63																		2014	DIST	NA	RIDE	N/A	PRPI	N/A	IRI	N/A																	
																		2015	DIST	NA	RIDE	N/A	PRPI	N/A	IRI	N/A																	
																		2016	DIST	NA	RIDE	N/A	PRPI	N/A	IRI	N/A																	
																		2017	DIST	NA	RIDE	N/A	PRPI	N/A	IRI	N/A																	
																		2018	DIST	NA	RIDE	N/A	PRPI	N/A	IRI	N/A																	
																		2019	DIST	NA	RIDE	N/A	PRPI	N/A	IRI	N/A																	
																		2020	DIST	NA	RIDE	N/A	PRPI	N/A	IRI	N/A																	
																		2021	DIST	NA	RIDE	N/A	PRPI	N/A	IRI	N/A																	
																		2022	DIST	NA	RIDE	N/A	PRPI	N/A	IRI	N/A																	
																		2023	DIST	NA	RIDE	N/A	PRPI	N/A	IRI	N/A																	

1997 DISTRICT CHIP SEAL RAN FROM 52.000 TO 60.986

REF PT	RIDE	DST	RUT (IN)	IRI IN/MI	PRPI	AVG NUM (2023) FLT	AVG NUM (2023) FLT AC	AVERAGE BLD	AVERAGE LC	AVERAGE TC	AVERAGE BC	AVERAGE RW	AVERAGE BP	AVERAGE RT	RIDE, DISTRESS & RUT																
AVG	N/A	NA	N/A	N/A	N/A	N/A	N/A	N/A	N/A	N/A	N/A	N/A	N/A	N/A	N/A	N/A	N/A	N/A	N/A	N/A	N/A	N/A	N/A	N/A	N/A	N/A	N/A	N/A	N/A	N/A	N/A

11 OCCURS	DPATH (IN)	COMPONENTS	LSHL WIDTH (FT)	RDWY WIDTH (FT)	RSHL WIDTH (FT)	OIL/CON TYPE	CLS AGG	YEAR	COST THOUS	DSN LFE	PCN	SUB	H
		GRADED BY OTHERS		36.0				1966					
		3.0 BITUMINOUS BASE		34.0		SM-K		1967					
		1.5 HOT BIT PAVEMENT		24.0		120-150		1967	11	20			
		DISTRICT CHIP SEAL		24.0		AE-200S		1987	3				
		MAINTENANCE GRAVEL SEAL		24.0		AE-150S		1987	2				
		INT CONT PATCH-1.0"		24.0		85-100		1995	5				
		DISTRICT CHIP SEAL		24.0		MC-3000	43	1997	1				
		2.0 HBP-SUPERPAVE-FAA 42	3.0	24.0	3.0	PG 58-28	SP	2009	539	20	17341	1	
		FEDERAL AID CHIP SEAL		25.0		CRS2P	41	2011	20		18823	1	
		-.5 MICROMILL		25.4				2023			23336	1	
		2.0 RAP-SUPERPAVE FAA 43	2.0	24.0	2.0	PG58H-34	SP	2023	172	7	23336	1	

ENGLISH

D	HWY	S	D	FROM REF	FROM OFFSET	TO REF	TO OFFSET	LENGTH	LEFT SHLDR	DRVNG LANE	RIGHT SHLDR	SURF DPTH	BASE DPTH	GRAD WIDTH	FIN WIDTH	TAADT	AAADT	ESALS	PAV AGE	EFF PAV AGE	LAST YEAR	SEAL	PVMT TYPE	PVMT DESC	HWY PTY	FRT LVL	INTL CONS	PREV CONS	LTST CONS	LTST REHAB				
1	1804	N		69.000	0.8060	70.000	0.2887	0.4607	5.5	24.0	5.5	5.5	10.0	46.0	35.0	55	780 2022	23	15	14			FLEX	ASPHT	RCL	1	2009	2023	2023	RAP-FAA 43				
STATION 3679+63 TO 3704+40																		2014	DIST 91	RIDE 3.04	PRPI	FAIR	IRI 106											
																		2015	DIST 88	RIDE 3.08	PRPI	FAIR	IRI 104											
																		2016	DIST 88	RIDE 2.98	PRPI	FAIR	IRI 108											
																		2017	DIST 88	RIDE 2.89	PRPI	FAIR	IRI 113											
																		2018	DIST 94	RIDE 2.71	PRPI	FAIR	IRI 121											
																		2019	DIST 93	RIDE 2.90	PRPI	FAIR	IRI 112											
																		2020	DIST 86	RIDE 2.76	PRPI	FAIR	IRI 119											
																		2021	DIST 93	RIDE 2.89	PRPI	FAIR	IRI 113											
																		2022	DIST 85	RIDE 2.60	PRPI	POOR	IRI 127											
																		2023	DIST 99	RIDE 4.16	PRPI	GOOD	IRI 54											

1997 DISTRICT CHIP SEAL RAN FROM 52.000 TO 60.986

REF PT	RIDE	DST	RUT (IN)	IRI IN/MI	PRPI	AVG NUM (2023) FLT	AVG NUM (2023) FLT AC	AVERAGE BLD	AVERAGE LC	AVERAGE TC	AVERAGE BC	AVERAGE RW	AVERAGE BP	AVERAGE RT
70	4.16	99	0.13	54.00	GOOD	N/A	N/A	0	0	0	0	0	0	0
AVG	4.16	99	0.13	54.00	GOOD	N/A	N/A	0	0	0	0	0	0	0

6 OCCURS DPTH (IN)	COMPONENTS	LSHL WIDTH (FT)	RDWY WIDTH (FT)	RSHL WIDTH (FT)	OIL/CON TYPE	CLS AGG	YEAR	COST THOUS	DSN LFE	PCN	SUB	H
10.0	SALVAGED AGGR BASE		46.0				2009			17341	1	
4.0	HBP-SUPERPAVE-FAA 42	6.0	24.0	6.0	PG 58-28	SP	2009	526	20	17341	1	
	FEDERAL AID CHIP SEAL		25.0		CRS2P	41	2011	19		18823	1	
	-.5 MICROMILL		36.4				2023			23336	1	
2.0	RAP-SUPERPAVE FAA 43	5.4	24.0	5.4	PG58H-34	SP	2023	165	7	23336	1	

ENGLISH

D	HWY	S	D	FROM REF PT	FROM OFFSET (XX)	TO REF PT	TO OFFSET (XX)	LENGTH (XX)	LEFT SHLDR WIDTH	DRVNG LANE WIDTH	RIGHT SHLDR WIDTH	SURF DPTH	BASE DPTH	GRAD WIDTH	FIN WIDTH	TAADT	AADT	ESALS	PAV AGE	EFF PAV AGE	LAST YEAR SEAL	PVMT TYPE	PVMT DESC	HWY PTY	FRT LVL	INTL CONS	PREV CONS	LTST CONS	LTST REHAB				
1	1804	N		70.000	0.2887	70.000	0.6031	0.3144	2.0	24.0	2.0	5.0	3.0	36.0	28.0	55	780 2022	33	15	14		FLEX	ASPHT	RCL	1	2009	2023	2023	RAP-FAA 43				
STATION 3704+40 TO 3721+00																		2014	DIST	NA	RIDE	N/A	PRPI	N/A	IRI	N/A							
																		2015	DIST	NA	RIDE	N/A	PRPI	N/A	IRI	N/A							
																		2016	DIST	NA	RIDE	N/A	PRPI	N/A	IRI	N/A							
																		2017	DIST	NA	RIDE	N/A	PRPI	N/A	IRI	N/A							
																		2018	DIST	NA	RIDE	N/A	PRPI	N/A	IRI	N/A							
																		2019	DIST	NA	RIDE	N/A	PRPI	N/A	IRI	N/A							
																		2020	DIST	NA	RIDE	N/A	PRPI	N/A	IRI	N/A							
																		2021	DIST	NA	RIDE	N/A	PRPI	N/A	IRI	N/A							
																		2022	DIST	NA	RIDE	N/A	PRPI	N/A	IRI	N/A							
																		2023	DIST	NA	RIDE	N/A	PRPI	N/A	IRI	N/A							

1997 DISTRICT CHIP SEAL RAN FROM 52.000 TO 60.986

REF PT	RIDE	DST	RUT (IN)	IRI IN/MI	PRPI	AVG NUM (2023) FLT	AVG NUM (2023) FLT AC	AVERAGE BLD	RIDE LC	DISTRESS TC	& RT BC	RUT RW	RT BP
AVG	N/A	NA	N/A	N/A	N/A	N/A	N/A	N/A	N/A	N/A	N/A	N/A	N/A

11 OCCURS DPTH (IN)	COMPONENTS	LSHL WIDTH (FT)	RDWY WIDTH (FT)	RSHL WIDTH (FT)	OIL/CON TYPE	CLS AGG	YEAR	COST THOUS	DSN LFE	PCN	SUB	H
	GRADED BY OTHERS		36.0				1966					
	3.0 BITUMINOUS BASE		34.0		SM-K		1967					
	1.5 HOT BIT PAVEMENT		24.0		120-150		1967	7	20			
	DISTRICT CHIP SEAL		24.0		AE-200S		1987	2				
	MAINTENANCE GRAVEL SEAL		24.0		AE-150S		1987	1				
	INT CONT PATCH-1.0"		24.0		85-100		1995	4				
	DISTRICT CHIP SEAL		24.0		MC-3000	43	1997	1				
	2.0 HBP-SUPERPAVE-FAA 42	3.0	24.0	3.0	PG 58-28	SP	2009	352	20	17341		1
	FEDERAL AID CHIP SEAL		25.0		CRS2P	41	2011	13		18823		1
	-.5 MICROMILL		25.4				2023			23336		1
	2.0 RAP-SUPERPAVE FAA 43	2.0	24.0	2.0	PG58H-34	SP	2023	112	7	23336		1

NDDOT RIMS HIGHWAY PROJECTS - HIGHWAY COMPONENTS
HIGHWAY COMPONENTS DISTRICT INFO BOOK
FOR BISMARCK DISTRICT

ENGLISH

D	HWY	S	D	FROM REF PT	FROM OFFSET (XX)	TO REF PT	TO OFFSET (XX)	LENGTH (XX)	LEFT SHLDR WIDTH	DRVNG LANE WIDTH	RIGHT SHLDR WIDTH	SURF DPTH	BASE DPTH	GRAD WIDTH	FIN WIDTH	TAADT	AAADT	ESALS	PAV AGE	EFF PAV AGE	LAST PAV YEAR	SEAL	PVMT TYPE	PVMT DESC	HWY PTY	FRT LVL	INTL CONS	PREV CONS	LTST CONS	LTST REHAB																							
1	1804	N		70.000	0.6031	72.000	0.1930	1.5339	7.5	24.0	7.5	5.5	10.0	50.0	39.0	63	1018 2022	27	15	14			FLEX	ASPHT	RCL	1	2009	2023	2023	RAP-FAA 43																							
STATION 3721+00 TO SIGNAL STREET																		2014	DIST	88	RIDE	3.54	PRPI	GOOD	IRI	82																											
1997 DISTRICT CHIP SEAL RAN FROM 52.000 TO 60.986																		2015	DIST	88	RIDE	3.34	PRPI	GOOD	IRI	91																											
																		2016	DIST	90	RIDE	3.45	PRPI	GOOD	IRI	85																											
																		2017	DIST	83	RIDE	3.20	PRPI	FAIR	IRI	98																											
																		2018	DIST	87	RIDE	3.19	PRPI	GOOD	IRI	98																											
																		2019	DIST	88	RIDE	2.96	PRPI	FAIR	IRI	110																											
																		2020	DIST	85	RIDE	3.16	PRPI	GOOD	IRI	100																											
																		2021	DIST	88	RIDE	2.93	PRPI	GOOD	IRI	111																											
																		2022	DIST	87	RIDE	3.01	PRPI	FAIR	IRI	107																											
																		2023	DIST	99	RIDE	4.08	PRPI	GOOD	IRI	57																											

REF PT	RIDE	DST	RUT (IN)	IRI IN/MI	PRPI	AVG NUM (2023) FLT	AC	BLD	LC	TC	BC	RW	BP	RT
71	4.09	99	0.11	57.00	GOOD	N/A	N/A	0	0	0	0	0	0	0
72	4.06	99	0.14	58.00	GOOD	N/A	N/A	0	0	0	0	0	0	0
AVG	4.08	99	0.13	57.50	GOOD	N/A	N/A	0	0	0	0	0	0	0

7 OCCURS DPTH (IN)	COMPONENTS	LSHL WDH (FT)	RDWY WDH (FT)	RSHL WDH (FT)	OIL/CON TYPE	CLS AGG	YEAR	COST THOUS	DSN LFE	PCN	SUB	H
10.0	SALVAGED AGGR BASE		50.0	43.0			2009			15215		1
4.0	HBP-SUPERPAVE-FAA 42	8.0	24.0	8.0	PG 58-28	SP	2009	1787	20	15215		1
	FEDERAL AID CHIP SEAL	7.5		7.5	CRS2P		41	2011		18823		1
	MICROSURFACING		25.0			MC	2011	63		18823		1
	-.5 MICROMILL		40.4				2023			23336		1
2.0	RAP-SUPERPAVE FAA 43	7.4	24.0	7.4	PG58H-34	SP	2023	548	7	23336		1

NDDOT RIMS HIGHWAY PROJECTS - HIGHWAY COMPONENTS
 HIGHWAY COMPONENTS DISTRICT INFO BOOK
 FOR BISMARCK DISTRICT

ENGLISH

D	HWY	S	D	FROM REF PT	FROM OFFSET (XX)	TO REF PT	TO OFFSET (XX)	LENGTH (XX)	LEFT SHLDR WIDTH	DRVNG LANE WIDTH	RIGHT SHLDR WIDTH	SURF DPTH	BASE DPTH	GRAD WIDTH	FIN WIDTH	TAADT	AAADT	ESALS	PAV AGE	PAV AGE	LAST YEAR SEAL	PVMT TYPE	PVMT DESC	HWY SYS	FRT LVL	INTL CONS	PREV CONS	LTST CONS	LTST REHAB				
1	1804	N		72.000	0.1930	72.000	0.5970	0.4040		24.0	8.0	4.5	15.0	44.7	39.5	35	735 2022	18	17	14		FLEX	ASPHT	RCL	1	2007	2023	2023	HBP-SUPERPAV				
SIGNAL STREET TO NEAR PRIORY CORNER																		2014	DIST	NA	RIDE	N/A	PRPI	N/A	IRI	N/A							
1997 DISTRICT CHIP SEAL RAN FROM 52.000 TO 60.986																		2015	DIST	NA	RIDE	N/A	PRPI	N/A	IRI	N/A							
																		2016	DIST	NA	RIDE	N/A	PRPI	N/A	IRI	N/A							
																		2017	DIST	NA	RIDE	N/A	PRPI	N/A	IRI	N/A							
																		2018	DIST	NA	RIDE	N/A	PRPI	N/A	IRI	N/A							
																		2019	DIST	NA	RIDE	N/A	PRPI	N/A	IRI	N/A							
																		2020	DIST	NA	RIDE	N/A	PRPI	N/A	IRI	N/A							
																		2021	DIST	NA	RIDE	N/A	PRPI	N/A	IRI	N/A							
																		2022	DIST	NA	RIDE	N/A	PRPI	N/A	IRI	N/A							
																		2023	DIST	NA	RIDE	N/A	PRPI	N/A	IRI	N/A							

REF PT	RIDE	DST	RUT (IN)	IRI IN/MI	PRPI	AVG NUM (2023) FLT	AVG NUM (2023) FLT AC	AVERAGE BLD	AVERAGE LC	AVERAGE TC	AVERAGE BC	AVERAGE RW	AVERAGE BP	AVERAGE RT
AVG	N/A	NA	N/A	N/A	N/A	N/A	N/A	N/A	N/A	N/A	N/A	N/A	N/A	N/A

8 OCCURS	DPATH (IN)	COMPONENTS	LSHL WIDTH (FT)	RDWY WIDTH (FT)	RSHL WIDTH (FT)	OIL/CON TYPE	CLS AGG	YEAR	COST THOUS	DSN LFE	PCN	SUB	H
	15.0	SALVAGED AGGR BASE		45.0				2007			945	1	
	2.5	HBP-SUPERPAVE-FAA 45	24.0	8.0	PG 58-28	SP	2007	609	20		945	1	
	2.0	HBP-SUPERPAVE-FAA 45	24.0	8.0	PG 58-34	SP	2007				945	1	
		FEDERAL AID CHIP SEAL		7.5	CRS2P		41	2011			18823	1	
		MICROSURFACING		24.0		MC	2011	17			18823	1	
	-1.2	MILLING		32.0			2023				23223	1	
	1.2	HBP-SUPERPAVE-FAA 45	24.0	8.0	PG58H-34	SP	2023	71	7		23223	1	

NDDOT RIMS HIGHWAY PROJECTS - HIGHWAY COMPONENTS
HIGHWAY COMPONENTS DISTRICT INFO BOOK
FOR BISMARCK DISTRICT

ENGLISH

D	HWY	S	D	FROM REF PT	FROM OFFSET (XX)	TO REF PT	TO OFFSET (XX)	LENGTH (XX)	LEFT SHLDR WIDTH	DRVNG LANE WIDTH	RIGHT SHLDR WIDTH	SURF DPTH	BASE DPTH	GRAD WIDTH	FIN WIDTH	TAADT	AADT	ESALS	PAV AGE	EFF PAV AGE	LAST YEAR SEAL	PVMT TYPE	PVMT DESC	HWY PTY	FRT LVL	INTL CONS	PREV CONS	LTST CONS	LTST REHAB															
1	1804	N		72.000	0.5970	74.000	0.3367	1.6881		24.0	8.0	4.5	15.0	44.7	39.5	79	2335 2022	31	17	14		FLEX	ASPHT	UCL	1	2007	2023	2023	HBP-SUPERPAV															
NEAR PRIORY CORNER TO S OF 48TH AVE																			2014	DIST	90	RIDE	3.45	PRPI	GOOD	IRI	86																	
PCN 14668 - 2001 - CONTRACT PATCHING 72.940 TO 76.590 - THE BRIDGE GAP																			2015	DIST	84	RIDE	3.45	PRPI	GOOD	IRI	86																	
																			2016	DIST	91	RIDE	3.61	PRPI	GOOD	IRI	78																	
																			2017	DIST	80	RIDE	3.42	PRPI	GOOD	IRI	87																	
																			2018	DIST	86	RIDE	3.34	PRPI	FAIR	IRI	91																	
																			2019	DIST	85	RIDE	3.38	PRPI	GOOD	IRI	90																	
																			2020	DIST	85	RIDE	3.42	PRPI	GOOD	IRI	87																	
																			2021	DIST	84	RIDE	3.38	PRPI	GOOD	IRI	89																	
																			2022	DIST	83	RIDE	3.32	PRPI	FAIR	IRI	92																	
																			2023	DIST	99	RIDE	4.37	PRPI	GOOD	IRI	45																	

REF PT	RUT RIDE	DST	IRI (IN)	IRI IN/MI	PRPI	AVG NUM (2023) FLT	AVG NUM (2023) FLT AC	AVERAGE BLD	AVERAGE LC	AVERAGE TC	AVERAGE BC	AVERAGE RW	AVERAGE BP	AVERAGE RT
73	4.24	99	0.14	51.00	GOOD	N/A	N/A	0	0	0	0	0	0	0
74	4.50	99	0.14	39.00	GOOD	N/A	N/A	0	0	0	0	0	0	0
AVG	4.37	99	0.14	45.00	GOOD	N/A	N/A	0	0	0	0	0	0	0

8 OCCURS DPTH (IN)	COMPONENTS	LSHL WPTH (FT)	RDWY WPTH (FT)	RSHL WPTH (FT)	OIL/CON TYPE	CLS AGG	YEAR	COST THOUS	DSN LFE	PCN	SUB	H
15.0	SALVAGED AGGR BASE		45.0				2007			945	1	
2.5	HBP-SUPERPAVE-FAA 45		42.0				2007			945	1	
2.0	HBP-SUPERPAVE-FAA 45		24.0	8.0	PG 58-28	SP	2007	2551	20	945	1	
	FEDERAL AID CHIP SEAL		24.0	8.0	PG 58-34	SP	2007			945	1	
	MICROSURFACING		7.5		CRS2P	41	2011			18823	1	
	MICROSURFACING		24.0			MC	2011			18823	1	
-1.2	MILLING		32.0				2023			23223	1	
1.2	HBP-SUPERPAVE-FAA 45		24.0	8.0	PG58H-34	SP	2023	301	7	23223	1	

ENGLISH

D	HWY	S	D	FROM REF	FROM OFFSET	TO REF	TO OFFSET	LENGTH	LEFT SHLDR	DRVNG LANE	RIGHT SHLDR	SURF DPTH	BASE DPTH	GRAD WIDTH	FIN WIDTH	TAADT	AAADT	ESALS	PAV AGE	EFF PAV AGE	LAST YEAR	SEAL	PVMT TYPE	PVMT DESC	HWY PTY	FRT LVL	INTL CONS	PREV CONS	LTST CONS	LTST REHAB																																																																													
1	1804	N		74.000	0.3367	75.000	0.5970	1.2599	7.5	24.0	8.0	5.5	15.0	60.0	39.5	343	4094 2022	146	21	14			FLEX	ASPHT	UCL	1	2003	2023	2023	HBP-SUPERPAV																																																																													
S OF 48TH AVE TO FT. LINCOLN																		2014	DIST	82	RIDE	3.14	PRPI	FAIR	IRI	101	2015	DIST	85	RIDE	3.21	PRPI	FAIR	IRI	97	2016	DIST	76	RIDE	3.09	PRPI	FAIR	IRI	103	2017	DIST	76	RIDE	3.06	PRPI	FAIR	IRI	105	2018	DIST	83	RIDE	2.92	PRPI	FAIR	IRI	111	2019	DIST	83	RIDE	2.87	PRPI	FAIR	IRI	113	2020	DIST	85	RIDE	2.92	PRPI	FAIR	IRI	111	2021	DIST	85	RIDE	2.86	PRPI	FAIR	IRI	114	2022	DIST	85	RIDE	2.86	PRPI	FAIR	IRI	114	2023	DIST	99	RIDE	4.22	PRPI	GOOD	IRI	51

REF PT	RIDE	DST	RUT (IN)	IRI IN/MI	PRPI	AVG NUM (2023) FLT	AVG NUM (2023) FLT AC	AVERAGE BLD	AVERAGE LC	AVERAGE TC	AVERAGE BC	AVERAGE RW	AVERAGE BP	AVERAGE RT
75	4.22	99	0.13	51.00	GOOD	N/A	N/A	0	0	0	0	0	0	0
AVG	4.22	99	0.13	51.00	GOOD	N/A	N/A	0	0	0	0	0	0	0

7 OCCURS	DPATH (IN)	COMPONENTS	LSHL WIDTH (FT)	RDWY WIDTH (FT)	RSHL WIDTH (FT)	OIL/CON TYPE	CLS AGG	YEAR	COST THOUS	DSN LFE	PCN	SUB	H
		GRADE		42.0				2003	1293		14189	1	
	15.0	SALVAGED BIT BASE		31.5	8.0			2003			14189	1	
	3.5	HOT BIT PAVEMENT		31.5	8.0	PG 58-28	33	2003		20	14189	1	
	2.0	HOT BIT PAVEMENT		31.5	8.0	PG 58-34	33	2003		20	14189	1	
		MICROSURFACING		31.5	8.0			2007	82		16452	1	
	-1.2	MILLING		39.5				2023			23223	1	
	1.2	HBP-SUPERPAVE-FAA 45		31.5	8.0	PG58H-34	SP	2023	225	7	23223	1	

ENGLISH

D	HWY	S	D	FROM REF	FROM PT	TO REF	TO PT	LENGTH (XX)	LEFT SHLDR WIDTH	DRVNG LANE WIDTH	RIGHT SHLDR WIDTH	SURF DPTH	BASE DPTH	GRAD WIDTH	FIN WIDTH	TAADT	AAADT	ESALS	PAV AGE	EFF PAV AGE	LAST YEAR SEAL	PVMT TYPE	PVMT DESC	HWY PTY	FRT LVL	INTL CONS	PREV CONS	LTST CONS	LTST REHAB				
1	1804	N		75.000	0.5970	76.000	0.5131	0.9446	6.0	24.0	8.0	5.5	15.0	58.5	38.0	483	5155 2022	146	21	14		FLEX	ASPHT	UCL	1	2003	2023	2023	HBP-SUPERPAV				
FT LINCOLN N TO BISMARCK AIRPORT																		2014	DIST	83	RIDE	3.13	PRPI	GOOD	IRI	101							
ON URBAN SYSTEM AS AIRPORT EXPRESSWAY.																		2015	DIST	77	RIDE	3.08	PRPI	FAIR	IRI	103							
																		2016	DIST	74	RIDE	3.32	PRPI	GOOD	IRI	92							
																		2017	DIST	74	RIDE	3.28	PRPI	GOOD	IRI	94							
																		2018	DIST	81	RIDE	3.28	PRPI	FAIR	IRI	94							
																		2019	DIST	82	RIDE	3.29	PRPI	GOOD	IRI	94							
																		2020	DIST	84	RIDE	3.29	PRPI	GOOD	IRI	94							
																		2021	DIST	75	RIDE	3.11	PRPI	GOOD	IRI	102							
																		2022	DIST	82	RIDE	3.00	PRPI	GOOD	IRI	107							
																		2023	DIST	99	RIDE	4.38	PRPI	GOOD	IRI	44							

REF PT	RIDE	DST	RUT (IN)	IRI IN/MI	PRPI	AVG NUM (2023) FLT	AVG NUM (2023) FLT AC	AVERAGE BLD	AVERAGE LC	AVERAGE TC	AVERAGE BC	AVERAGE RW	AVERAGE BP	AVERAGE RT
76	4.38	99	0.07	44.00	GOOD	N/A	N/A	0	0	0	0	0	0	0
AVG	4.38	99	0.07	44.00	GOOD	N/A	N/A	0	0	0	0	0	0	0

7 OCCURS	DPATH (IN)	COMPONENTS	LSHL WIDTH (FT)	RDWY WIDTH (FT)	RSHL WIDTH (FT)	OIL/CON TYPE	CLS AGG	YEAR	COST THOUS	DSN LFE	PCN	SUB	H
		GRADE		42.0				2003	970		14189	1	
	15.0	SALVAGED BIT BASE		30.0	8.0			2003			14189	1	
	3.5	HOT BIT PAVEMENT		30.0	8.0	PG 58-28	33	2003		20	14189	1	
	2.0	HOT BIT PAVEMENT		30.0	8.0	PG 58-34	33	2003		20	14189	1	
		MICROSURFACING		30.0	8.0			2007	61		16452	1	
	-1.2	MILLING		38.0				2023			23223	1	
	1.2	HBP-SUPERPAVE-FAA 45		30.0	8.0	PG58H-34	SP	2023	169	7	23223	1	

ENGLISH

D	HWY	S	D	FROM REF PT	FROM OFFSET (XX)	TO REF PT	TO OFFSET (XX)	LENGTH (XX)	LEFT SHLDR WIDTH	DRVNG LANE WIDTH	RIGHT SHLDR WIDTH	SURF DPTH	BASE DPTH	GRAD WIDTH	FIN WIDTH	TAADT	AAADT	ESALS	PAV AGE	PAV AGE	LAST YEAR SEAL	PVMT TYPE	PVMT DESC	HWY PTY	FRT LVL	INTL CONS	PREV CONS	LTST CONS	LTST REHAB				
1	1804	N		76.000	0.5131	76.000	0.8931	0.3800	6.0	24.0	8.0	5.5	15.0	58.5	38.0	523	5583 2022	228	21	21		FLEX	ASPHT	UCL	1	2003	2003	2003	HBP-SUPERPAV				
BISMARCK AIRPORT N TO CURB & GUTTER																		2014	DIST	NA	RIDE	N/A	PRPI	N/A	IRI	N/A							
ON URBAN SYSTEM AS AIRPORT EXPRESSWAY.																		2015	DIST	NA	RIDE	N/A	PRPI	N/A	IRI	N/A							
																		2016	DIST	NA	RIDE	N/A	PRPI	N/A	IRI	N/A							
																		2017	DIST	NA	RIDE	N/A	PRPI	N/A	IRI	N/A							
																		2018	DIST	NA	RIDE	N/A	PRPI	N/A	IRI	N/A							
																		2019	DIST	NA	RIDE	N/A	PRPI	N/A	IRI	N/A							
																		2020	DIST	NA	RIDE	N/A	PRPI	N/A	IRI	N/A							
																		2021	DIST	NA	RIDE	N/A	PRPI	N/A	IRI	N/A							
																		2022	DIST	NA	RIDE	N/A	PRPI	N/A	IRI	N/A							
																		2023	DIST	NA	RIDE	N/A	PRPI	N/A	IRI	N/A							

REF PT	RIDE	DST	RUT (IN)	IRI IN/MI	PRPI	AVG NUM (2023) FLT	AVG NUM (2023) FLT AC	AVERAGE BLD	RIDE LC	DISTRESS TC	& RUT BC	RT RW	BP	RT
AVG	N/A	NA	N/A	N/A	N/A	N/A	N/A	N/A	N/A	N/A	N/A	N/A	N/A	N/A

7 OCCURS	DPATH (IN)	COMPONENTS	LSHL WIDTH (FT)	RDWY WIDTH (FT)	RSHL WIDTH (FT)	OIL/CON TYPE	CLS AGG	YEAR	COST THOUS	DSN LFE	PCN	SUB	H
		GRADE		42.0				2003	391		14189	1	
	15.0	SALVAGED BIT BASE		30.0	8.0			2003			14189	1	
	3.5	HOT BIT PAVEMENT		30.0	8.0	PG 58-28	33	2003		20	14189	1	
	2.0	HOT BIT PAVEMENT		30.0	8.0	PG 58-34	33	2003		20	14189	1	
		MICROSURFACING		30.0	8.0			2007	25		16452	1	
	-1.2	MILLING		38.0				2023			23223	1	
	1.2	HBP-SUPERPAVE-FAA 45		30.0	8.0	PG58H-34	SP	2023			23223	1	

ENGLISH

D	HWY	S	D	FROM REF	FROM OFFSET	TO REF	TO OFFSET	LENGTH	LEFT SHLDR	DRVNG LANE	RIGHT SHLDR	SURF DPTH	BASE DPTH	GRAD WIDTH	FIN WIDTH	TAADT	AAADT	ESALS	PAV AGE	EFF PAV AGE	LAST YEAR	PVMT TYPE	PVMT DESC	HWY PTY	FRT LVL	INTL CONS	PREV CONS	LTST CONS	LTST REHAB				
1	1804	N		76.000	0.8931	77.000	0.4361	0.5635	6.0	24.0		5.5	15.0	33.0	30.0	540	5749 2022	164	21	14		FLEX	ASPHT	UCL	1	2003	2023	2023	HBP-SUPERPAV				
CURB & GUTTER TO N OF 12TH ST SOUTH																		2014	DIST	85	RIDE	3.38	PRPI	GOOD	IRI	89							
ON URBAN SYSTEM AS AIRPORT EXPRESSWAY.																		2015	DIST	83	RIDE	3.37	PRPI	GOOD	IRI	90							
																		2016	DIST	74	RIDE	3.35	PRPI	GOOD	IRI	91							
																		2017	DIST	77	RIDE	3.23	PRPI	GOOD	IRI	97							
																		2018	DIST	83	RIDE	3.23	PRPI	FAIR	IRI	97							
																		2019	DIST	81	RIDE	3.29	PRPI	GOOD	IRI	93							
																		2020	DIST	84	RIDE	3.31	PRPI	GOOD	IRI	93							
																		2021	DIST	85	RIDE	3.26	PRPI	GOOD	IRI	95							
																		2022	DIST	83	RIDE	3.19	PRPI	GOOD	IRI	98							
																		2023	DIST	99	RIDE	4.24	PRPI	GOOD	IRI	51							

REF PT	RIDE	DST	RUT (IN)	IRI IN/MI	PRPI	AVG NUM (2023) FLT	AVG NUM (2023) FLT AC	AVERAGE BLD	AVERAGE LC	AVERAGE TC	AVERAGE BC	AVERAGE RW	AVERAGE BP	AVERAGE RT
77	4.24	99	0.09	51.00	GOOD	N/A	N/A	0	0	0	0	0	0	0
AVG	4.24	99	0.09	51.00	GOOD	N/A	N/A	0	0	0	0	0	0	0

8 OCCURS DPTH (IN)	COMPONENTS	LSHL WIDTH (FT)	RDWY WIDTH (FT)	RSHL WIDTH (FT)	OIL/CON TYPE	CLS AGG	YEAR	COST THOUS	DSN LFE	PCN	SUB	H
15.0	GRADE	42.0	30.0				2003	579		14189	1	
3.5	SALVAGED BIT BASE	30.0					2003			14189	1	
3.5	HOT BIT PAVEMENT	30.0			PG 58-28	33	2003		20	14189	1	
2.0	HOT BIT PAVEMENT	30.0			PG 58-34	33	2003		20	14189	1	
	CURB & GUTTER CTRLN-FACE	30.0					2003			14189	1	
	MICROSURFACING	30.0					2007	37		16452	1	
-1.2	MILLING	30.0					2023			23223	1	
1.2	HBP-SUPERPAVE-FAA 45	30.0			PG58H-34	SP	2023	101	7	23223	1	

ENGLISH

D	HWY	S	D	FROM REF	FROM OFFSET	TO REF	TO OFFSET	LENGTH	LEFT SHLDR WIDTH	DRVNG LANE WIDTH	RIGHT SHLDR WIDTH	SURF DPTH	BASE DPTH	GRAD WIDTH	FIN WIDTH	TAADT	AAADT	ESALS	PAV AGE	EFF PAV AGE	LAST YEAR	SEAL	PVMT TYPE	PVMT DESC	HWY PTY	FRT LVL	INTL CONS	PREV CONS	LTST CONS	LTST REHAB			
1	1804	N		77.000	0.4361	78.575	0.0000	0.7955	6.0	24.0		5.5	15.0	33.0	30.0	593	6354 2022	188	19	14			FLEX	ASPHT	UCL	1	2005	2023	2023	HBP-SUPERPAV			
N OF 12TH ST SOUTH TO BIS EXPRESSWAY																		2014	DIST	85	RIDE	2.92	PRPI	GOOD	IRI	111							
																		2015	DIST	89	RIDE	2.45	PRPI	POOR	IRI	135							
																		2016	DIST	83	RIDE	2.38	PRPI	GOOD	IRI	139							
																		2017	DIST	85	RIDE	2.61	PRPI	POOR	IRI	127							
																		2018	DIST	90	RIDE	2.62	PRPI	POOR	IRI	126							
																		2019	DIST	85	RIDE	2.56	PRPI	POOR	IRI	130							
																		2020	DIST	84	RIDE	2.93	PRPI	POOR	IRI	110							
																		2021	DIST	84	RIDE	3.08	PRPI	GOOD	IRI	104							
																		2022	DIST	84	RIDE	2.96	PRPI	POOR	IRI	109							
																		2023	DIST	99	RIDE	3.71	PRPI	GOOD	IRI	74							

ON URBAN SYSTEM AS AIRPORT EXPRESSWAY.
PCN 15557 - 2005 212 FEET OF CONCRETE AT THE NORTH END OF PROJECT
STATION 4118+34 TO 4120+46.41

REF PT	RIDE	DST	RUT (IN)	IRI IN/MI	PRPI	AVG NUM (2023) FLT	AVG NUM (2023) FLT AC	AVERAGE RIDE, DISTRESS & RUT								
						BLD	LC	TC	BC	RW	BP	RT				
78	3.71	99	0.10	74.00	GOOD	N/A	N/A	0	0	0	0	0	0	0	0	0
AVG	3.71	99	0.10	74.00	GOOD	N/A	N/A	0	0	0	0	0	0	0	0	0

7 OCCURS		LSHL	RDWY	RSHL	OIL/CON	CLS	COST		DSN			
DPTH (IN)	COMPONENTS	WDTH (FT)	WDTH (FT)	WDTH (FT)	TYPE	AGG	YEAR	THOUS	LFE	PCN	SUB	H
15.0	GRADE	36.0					2005			15557	1	
15.0	SALVAGED AGGR BASE	36.0					2005			15557	1	
5.5	HOT BIT PAVEMENT	30.0			PG 64-34	33	2005	1385	20	15557	1	
	CURB & GUTTER CTRLN-FACE	30.0					2005			15557	1	
	MICROSURFACING	30.0					2007	52		16452	1	
-1.2	MILLING	30.0					2023			23223	1	
1.2	HBP-SUPERPAVE-FAA 45	30.0			PG58H-34	SP	2023	142	7	23223	1	

ENGLISH

D	HWY	S	D	FROM REF PT	FROM OFFSET (XX)	TO REF PT	TO OFFSET (XX)	LENGTH (XX)	LEFT SHLDR WIDTH	DRVNG LANE WIDTH	RIGHT SHLDR WIDTH	SURF DPTH	BASE DPTH	GRAD WIDTH	FIN WIDTH	TAADT	AAADT	ESALS	PAV AGE	EFF PAV AGE	LAST YEAR SEAL	PVMT TYPE	PVMT DESC	HWY PTY	FRT LVL	INTL CONS	PREV CONS	LTST CONS	LTST REHAB
1	1804	N		82.973	0.0000	88.000	0.3100	5.2916	2.0	24.0	2.0	4.0	6.0	36.0	28.0	82	2159	18	46	23	2015	FLEX	ASPHT	RCL	2	1978	2011	2011	F CHIP SEAL
S JCT 83 W & N_TO 5.3 MILES																			2014	DIST 94	RIDE 3.92	PRPI	GOOD	IRI	64				
SOME ROUGH AREAS SHOWING UP IN 1985 NEEDED PATCHING. MORE PATCHING IN 1988. 1,642 CU YDS OF PATCHING IN 1989 FROM JCT 83 TO JCT 83. 1,398 CU YDS OF HOT MIX PATCHING IN 1991 FROM MP 82 TO MP 94. 1,926 CU. YDS OF HOT MIX PATCHING IN 1993 FROMMP 83 TO MP 113.																			2015	DIST 93	RIDE 3.79	PRPI	GOOD	IRI	71				
																			2016	DIST 92	RIDE 3.76	PRPI	GOOD	IRI	72				
																			2017	DIST 90	RIDE 3.80	PRPI	GOOD	IRI	70				
																			2018	DIST 95	RIDE 3.54	PRPI	GOOD	IRI	82				
																			2019	DIST 91	RIDE 3.75	PRPI	GOOD	IRI	72				
																			2020	DIST 92	RIDE 3.38	PRPI	GOOD	IRI	89				
																			2021	DIST 90	RIDE 3.56	PRPI	GOOD	IRI	80				
																			2022	DIST 86	RIDE 3.14	PRPI	GOOD	IRI	101				
																			2023	DIST 84	RIDE 3.30	PRPI	GOOD	IRI	93				

REF PT	RIDE	DST	RUT (IN)	IRI IN/MI	PRPI	AVG NUM (2023) AVERAGE RIDE, DISTRESS & RUT															
PT						FLT	FLT	AC	BLD	LC	TC	BC	RW	BP	RT						
82	N/A	NA	N/A	N/A	N/A	N/A	N/A	N/A	N/A	N/A	N/A	N/A	N/A	N/A	N/A						
83	2.91	81	0.17	112.00	FAIR	N/A	N/A	6	0	2	4	0	0	0	6						
84	3.46	85	0.19	85.00	GOOD	N/A	N/A	3	0	1	4	0	0	0	6						
85	3.45	85	0.18	86.00	GOOD	N/A	N/A	9	0	1	4	0	0	0	0						
86	3.51	89	0.16	83.00	GOOD	N/A	N/A	3	0	3	4	0	0	0	0						
87	3.13	80	0.17	101.00	GOOD	N/A	N/A	6	0	3	4	0	0	0	6						
88	3.35	86	0.12	91.00	GOOD	N/A	N/A	9	0	1	3	0	0	0	0						
AVG						3.30	84	0.17	93.00	GOOD	N/A	N/A	6	0	2	4	0	0	0	0	3

7 OCCURS		LSHL WIDTH (FT)	RDWY WIDTH (FT)	RSHL WIDTH (FT)	OIL/CON TYPE	CLS AGG	YEAR	COST THOUS	DSN LFE	PCN	SUB	H
DPTH (IN) COMPONENTS												
GRADED BY OTHERS			36.0				1976	221				
6.0 AGGREGATE BASE			32.0				1978					
2.0 HOT BIT PAVEMENT			24.0		200-300		1978	300	20			
CONTRACT SAND SEAL					CRS-2		1979					
DISTRICT CHIP SEAL			24.0		MC-3000		1994	42				
2.0 HOT BIT PAVEMENT		2.0	24.0	2.0	PG 58-28	29	2011	603	10	17107	1	
FEDERAL AID CHIP SEAL			28.0		CRS2P	41	2015	171		18070	1	

NDDOT RIMS HIGHWAY PROJECTS - HIGHWAY COMPONENTS
HIGHWAY COMPONENTS DISTRICT INFO BOOK
FOR BISMARCK DISTRICT

ENGLISH

D	HWY	S	D	FROM REF PT	FROM OFFSET (XX)	TO REF PT	TO OFFSET (XX)	LENGTH (XX)	LEFT SHLDR WIDTH	DRVNG LANE WIDTH	RIGHT SHLDR WIDTH	SURF DPTH	BASE DPTH	GRAD WIDTH	FIN WIDTH	TAADT	AADT	ESALS	PAV AGE	EFF PAV AGE	LAST YEAR SEAL	PVMT TYPE	PVMT DESC	HWY PTY	FRT LVL	INTL CONS	PREV CONS	LTST CONS	LTST REHAB
1	1804	N		88.000	0.3100	95.000	0.4730	7.1982	2.0	24.0	2.0	4.0	6.0	36.0	28.0	41	503 2023	18	46	23	2015	FLEX	ASPHT	RCL	3	1978	2011	2011	F CHIP SEAL
5.3 MILES W & N JCT 83 TO N. JCT 83																		2014	DIST 92	RIDE 3.90	PRPI	GOOD	IRI	65					
SOME ROUGH AREAS SHOWING UP IN 1985 NEEDED PATCHING. MORE PATCHING IN 1988. 1,642 CU YDS OF PATCHING IN 1989 FROM JCT 83 TO JCT 83. 1,398 CU YDS OF HOT MIX PATCHING IN 1991 FROM MP 82 TO MP 94. 1,926 CU. YDS OF HOT MIX PATCHING IN 1993 FROMMP 83 TO MP 113.																		2015	DIST 89	RIDE 3.84	PRPI	GOOD	IRI	68					
																		2016	DIST 88	RIDE 3.75	PRPI	GOOD	IRI	72					
																		2017	DIST 88	RIDE 3.81	PRPI	GOOD	IRI	69					
																		2018	DIST 95	RIDE 3.64	PRPI	GOOD	IRI	77					
																		2019	DIST 93	RIDE 3.82	PRPI	GOOD	IRI	69					
																		2020	DIST 92	RIDE 3.63	PRPI	GOOD	IRI	77					
																		2021	DIST 93	RIDE 3.75	PRPI	GOOD	IRI	72					
																		2022	DIST 93	RIDE 3.51	PRPI	GOOD	IRI	83					
																		2023	DIST 92	RIDE 3.62	PRPI	GOOD	IRI	78					

REF PT	RIDE	DST	RUT (IN)	IRI IN/MI	PRPI	AVG NUM FLT	(2023) FLT	AVERAGE AC	RIDE BLD	DISTRESS LC	& RT TC	BC	RW	BP	RT
89	3.60	90	0.09	79.00	GOOD	N/A	N/A	3	0	2	4	0	0	0	0
90	3.74	91	0.11	72.00	GOOD	N/A	N/A	3	0	3	2	0	0	0	0
91	3.77	91	0.12	71.00	GOOD	N/A	N/A	3	0	1	4	0	0	0	0
92	3.57	94	0.10	80.00	GOOD	N/A	N/A	3	0	0	2	0	0	0	0
93	3.72	93	0.11	74.00	GOOD	N/A	N/A	0	0	2	4	0	0	0	0
94	3.66	92	0.09	76.00	GOOD	N/A	N/A	3	0	2	2	0	0	0	0
95	3.25	93	0.08	96.00	GOOD	N/A	N/A	3	0	1	2	0	0	0	0
AVG	3.62	92	0.10	78.29	GOOD	N/A	N/A	3	0	2	3	0	0	0	0

8 OCCURS	LSHL WIDTH (FT)	RDWY WIDTH (FT)	RSHL WIDTH (FT)	OIL/CON TYPE	CLS AGG	YEAR	COST THOUS	DSN LFE	PCN	SUB	H
DPTH (IN) COMPONENTS											
GRADED BY OTHERS		36.0				1976	300				
6.0 AGGREGATE BASE		32.0				1978					
2.0 HOT BIT PAVEMENT		24.0		200-300		1978	409	20			
CONTRACT SAND SEAL				CRS-2		1979					
DISTRICT CHIP SEAL		24.0		MC-3000		1994	56				
INT CONT PATCH-1.25"		24.0		PG 58-28	27	2003	105		15310	1	
2.0 HOT BIT PAVEMENT	2.0	24.0	2.0	PG 58-28	29	2011	820	10	17107	1	
FEDERAL AID CHIP SEAL		28.0		CRS2P	41	2015	233		18070	1	

NDDOT RIMS HIGHWAY PROJECTS - HIGHWAY COMPONENTS
 HIGHWAY COMPONENTS DISTRICT INFO BOOK
 FOR BISMARCK DISTRICT

ENGLISH

D	HWY	S	D	FROM REF PT	FROM OFFSET (XX)	TO REF PT	TO OFFSET (XX)	LENGTH (XX)	LEFT SHLDR WIDTH	DRVNG LANE WIDTH	RIGHT SHLDR WIDTH	SURF DPTH	BASE DPTH	GRAD WIDTH	FIN WIDTH	TAADT	AADT	ESALS	PAV AGE	EFF PAV AGE	LAST YEAR SEAL	PVMT TYPE	PVMT DESC	HWY PTY	FRT LVL	INTL CONS	PREV CONS	LTST CONS	LTST REHAB					
1	1804	N		95.000	0.4730	99.000	0.1500	3.6734	2.0	24.0	2.0	3.5	5.0	38.0	28.0	28	294 2023	10	50	23	2015	FLEX	ASPHT	RCL	3	1974	2011	2011	F CHIP SEAL					
12.5 MI NW BISMARCK NW TO 4 MI NW																		2014	DIST 93	RIDE 3.83	PRPI	GOOD	IRI 68											
				</																														

ENGLISH

D	HWY	S	D	FROM REF	FROM PT	TO REF	TO PT	LENGTH (XX)	LEFT SHLDR WIDTH	DRVNG LANE WIDTH	RIGHT SHLDR WIDTH	SURF DPTH	BASE DPTH	GRAD WIDTH	FIN WIDTH	TAADT	AAADT	ESALS	PAV AGE	EFF PAV AGE	LAST YEAR SEAL	PVMT TYPE	PVMT DESC	HWY PTY	FRT LVL	INTL CONS	PREV CONS	LTST CONS	LTST REHAB																																																																														
1	1804	N		99.000	0.1500	108.000	0.1480	8.9846	2.0	24.0	2.0	3.5	5.0	38.0	28.0	23	235 2023	10	50	23	2015	FLEX	ASPHT	RCL	3	1974	2011	2011	F CHIP SEAL																																																																														
4 MI NW OF BIS TO CO LINE																		2014	DIST	91	RIDE	3.86	PRPI	GOOD	IRI	67	2015	DIST	89	RIDE	3.51	PRPI	GOOD	IRI	83	2016	DIST	89	RIDE	3.60	PRPI	GOOD	IRI	79	2017	DIST	89	RIDE	3.45	PRPI	GOOD	IRI	86	2018	DIST	94	RIDE	3.39	PRPI	GOOD	IRI	88	2019	DIST	92	RIDE	3.50	PRPI	GOOD	IRI	83	2020	DIST	90	RIDE	3.37	PRPI	GOOD	IRI	90	2021	DIST	91	RIDE	3.37	PRPI	GOOD	IRI	89	2022	DIST	92	RIDE	3.20	PRPI	GOOD	IRI	98	2023	DIST	91	RIDE	3.21	PRPI	GOOD	IRI	97

REF PT	RIDE	DST	RUT (IN)	IRI IN/MI	PRPI	AVG NUM (2023) FLT	AC	BLD	LC	TC	BC	RW	BP	RT	
100	3.20	87	0.12	97.00	GOOD	N/A	N/A	3	0	3	4	0	0	2	0
101	3.57	92	0.11	80.00	GOOD	N/A	N/A	3	0	0	4	0	0	0	0
102	3.13	92	0.15	101.00	GOOD	N/A	N/A	3	0	1	3	0	0	0	0
103	3.09	89	0.11	103.00	GOOD	N/A	N/A	3	0	3	4	0	0	0	0
104	3.65	93	0.13	77.00	GOOD	N/A	N/A	3	0	0	3	0	0	0	0
105	3.19	92	0.14	98.00	GOOD	N/A	N/A	3	0	1	3	0	0	0	0
106	2.71	91	0.12	122.00	GOOD	N/A	N/A	3	0	0	3	0	0	2	0
107	2.74	91	0.15	120.00	GOOD	N/A	N/A	3	0	1	2	0	0	2	0
108	3.61	91	0.11	78.00	GOOD	N/A	N/A	3	0	0	3	0	0	2	0
AVG	3.21	91	0.13	97.33	GOOD	N/A	N/A	3	0	1	3	0	0	1	0

8 OCCURS	DPTH (IN)	COMPONENTS	LSHL WIDTH (FT)	RDWY WIDTH (FT)	RSHL WIDTH (FT)	OIL/CON TYPE	CLS AGG	YEAR	COST THOUS	DSN LFE	PCN	SUB	H
		GRADED BY OTHERS		38.0				1972	142				
	5.0	AGGREGATE BASE		34.0				1972					
	1.5	HOT BIT PAVEMENT		32.0		MC-3000		1974		20			
		DISTRICT CHIP SEAL				HFMS-2		1989	67				
		DISTRICT CHIP SEAL				MC-3000	43	1999	65				
		INT CONT PATCH-1.25"				PG 58-28	27	2003	135		15310	1	
	2.0	HOT BIT PAVEMENT	2.0	24.0	2.0	PG 58-28	29	2011	1024	10	17107	1	
		FEDERAL AID CHIP SEAL				CRS2P	41	2015	291		18070	1	

NDDOT RIMS HIGHWAY PROJECTS - HIGHWAY COMPONENTS
HIGHWAY COMPONENTS DISTRICT INFO BOOK
FOR BISMARCK DISTRICT

ENGLISH

D	HWY	S	D	FROM REF	FROM OFFSET (XX)	TO REF	TO OFFSET (XX)	LENGTH (XX)	LEFT SHLDR WIDTH	DRVNG LANE WIDTH	RIGHT SHLDR WIDTH	SURF DPTH	BASE DPTH	GRAD WDTN	FIN WDTN	TAADT	AAADT	ESALS	PAV AGE	EFF PAV AGE	LAST YEAR SEAL	PVMT TYPE	PVMT DESC	HWY PTY	FRT LVL	INTL CONS	PREV CONS	LTST CONS	LTST REHAB																																																										
1	1804	N		108.000	0.1480	112.000	0.0000	3.8599	2.0	24.0	2.0	4.0	6.0	36.0	28.0	25	235 2023	10	48	23	2015	FLEX	ASPHT	RCL	3	1976	2011	2011	F CHIP SEAL																																																										
CO LN NW BISMARCK																		2014	DIST 90	RIDE 4.01	PRPI	GOOD	IRI	60	2015	DIST 90	RIDE 3.79	PRPI	GOOD	IRI	70	2016	DIST 90	RIDE 3.84	PRPI	GOOD	IRI	68	2017	DIST 87	RIDE 3.70	PRPI	GOOD	IRI	74	2018	DIST 95	RIDE 3.74	PRPI	GOOD	IRI	72	2019	DIST 94	RIDE 3.75	PRPI	GOOD	IRI	72	2020	DIST 92	RIDE 3.77	PRPI	GOOD	IRI	71	2021	DIST 92	RIDE 3.77	PRPI	GOOD	IRI	71	2022	DIST 92	RIDE 3.69	PRPI	GOOD	IRI	74	2023	DIST 93	RIDE 3.69	PRPI	GOOD	IRI	75

REF PT	RIDE	DST	RUT (IN)	IRI IN/MI	PRPI	AVG NUM (2023) FLT	AC	BLD	LC	TC	BC	RW	BP	RT
109	3.76	92	0.13	72.00	GOOD	N/A	N/A	3	0	1	3	0	0	0
110	3.67	94	0.15	76.00	GOOD	N/A	N/A	3	0	0	2	0	0	0
111	3.65	93	0.18	77.00	GOOD	N/A	N/A	3	0	0	3	0	0	0
AVG	3.69	93	0.15	75.00	GOOD	N/A	N/A	3	0	0	3	0	0	0

7 OCCURS	LSHL WDTN (FT)	RDWY WDTN (FT)	RSHL WDTN (FT)	OIL/CON TYPE	CLS AGG	YEAR	COST THOUS	DSN LFE	PCN	SUB	H
GRADED BY OTHERS		36.0				1972					
5.0 AGGREGATE BASE		34.0				1975					
2.0 HOT BIT PAVEMENT		31.0		200-300		1976	186	20			
DISTRICT CHIP SEAL		31.0		MC-3000		1994	30				
INT CONT PATCH-1.25"		24.0		PG 58-28	27	2003			15310	1	
2.0 HOT BIT PAVEMENT	2.0	24.0	2.0	PG 58-28	29	2011	440	10	17107	1	
FEDERAL AID CHIP SEAL		28.0		CRS2P	41	2015	125		18070	1	

NDDOT RIMS HIGHWAY PROJECTS - HIGHWAY COMPONENTS
 HIGHWAY COMPONENTS DISTRICT INFO BOOK
 FOR BISMARCK DISTRICT

ENGLISH

D	HWY	S	D	FROM REF	FROM PT	TO REF	TO PT	LENGTH (XX)	LEFT SHLDR WIDTH	DRVNG LANE WIDTH	RIGHT SHLDR WIDTH	SURF DPTH	BASE DPTH	GRAD WIDTH	FIN WIDTH	TAADT	AAADT	ESALS	PAV AGE	EFF PAV AGE	LAST PAV YEAR	SEAL	PVMT TYPE	PVMT DESC	HWY PTY	FRT LVL	INTL CONS	PREV CONS	LTST CONS	LTST REHAB																																															
1	1804	N		112.000	0.0000	113.383	0.0000	1.3814	2.0	24.0	2.0	4.0	6.0	36.0	28.0	25	240 2023	10	48	23	2015	FLEX	ASPHT	RCL	3	1976	2011	2011	F	CHIP SEAL																																															
4 MI NW OF CO LN TO JCT 83																		2014	DIST 87	RIDE 4.09	PRPI	GOOD	IRI 57	2015	DIST 87	RIDE 3.23	PRPI	GOOD	IRI 97	2016	DIST 87	RIDE 3.19	PRPI	GOOD	IRI 99	2017	DIST 87	RIDE 2.83	PRPI	GOOD	IRI 117	2018	DIST 94	RIDE 2.97	PRPI	GOOD	IRI 110	2019	DIST 93	RIDE 2.95	PRPI	GOOD	IRI 111	2020	DIST 92	RIDE 3.13	PRPI	GOOD	IRI 102	2021	DIST 92	RIDE 2.78	PRPI	GOOD	IRI 121	2022	DIST 94	RIDE 2.86	PRPI	GOOD	IRI 115	2023	DIST 92	RIDE 2.89	PRPI	GOOD	IRI 114

REF PT	RIDE	DST	RUT (IN)	IRI IN/MI	PRPI	AVG NUM FLT	(2023) FLT	AVERAGE AC	RIDE BLD	DISTRESS LC	& TC	RUT BC	RT
112	3.45	92	0.14	86.00	GOOD	N/A	N/A	3	0	1	3	0	0
113	2.32	92	0.14	142.00	POOR	N/A	N/A	3	0	1	3	0	0
AVG	2.89	92	0.14	114.00	GOOD	N/A	N/A	3	0	1	3	0	0

7 OCCURS DPTH (IN)	COMPONENTS	LSHL WDH (FT)	RDWY WDH (FT)	RSHL WDH (FT)	OIL/CON TYPE	CLS AGG	YEAR	COST THOUS	DSN LFE	PCN	SUB	H
	GRADED BY OTHERS		36.0				1972					
5.0	AGGREGATE BASE		34.0				1975					
2.0	HOT BIT PAVEMENT		31.0		200-300		1976	66	20			
	DISTRICT CHIP SEAL		31.0		MC-3000		1994	11				
	INT CONT PATCH-1.25"		24.0		PG 58-28	27	2003	15		15310	1	
2.0	HOT BIT PAVEMENT	2.0	24.0	2.0	PG 58-28	29	2011	157	10	17107	1	
	FEDERAL AID CHIP SEAL		28.0		CRS2P	41	2015	45		18070	1	

NDDOT RIMS HIGHWAY PROJECTS - HIGHWAY COMPONENTS
HIGHWAY COMPONENTS DISTRICT INFO BOOK
FOR BISMARCK DISTRICT

ENGLISH

D	HWY	S	D	FROM REF	FROM PT	TO REF	TO PT	LENGTH (XX)	LEFT SHLDR WIDTH	DRVNG LANE WIDTH	RIGHT SHLDR WIDTH	SURF DPTH	BASE DPTH	GRAD WIDTH	FIN WIDTH	TAADT	AAADT	ESALS	PAV AGE	EFF PAV AGE	LAST PAV YEAR	SEAL	PVMT TYPE	PVMT DESC	HWY PTY	FRT LVL	INTL CONS	PREV CONS	LT23 CONS	LTST REHAB
1	1804	S		72.193	0.0000	74.000	0.3656	2.1346	8.0	24.0		4.5	15.0	44.7	39.5	112	2014 2022	65	17	14			FLEX	ASPHT	UCL	1	2007	2023	2023	HBP-SUPERPAV
SIGNAL STREET N TO SOUTH OF 48TH AVE																		2014	DIST	89	RIDE	3.57	PRPI	GOOD	IRI	80				
																		2015	DIST	86	RIDE	3.54	PRPI	GOOD	IRI	81				
																		2016	DIST	86	RIDE	3.65	PRPI	GOOD	IRI	77				
																		2017	DIST	84	RIDE	3.46	PRPI	GOOD	IRI	85				
																		2018	DIST	87	RIDE	3.31	PRPI	FAIR	IRI	92				
																		2019	DIST	84	RIDE	3.33	PRPI	GOOD	IRI	91				
																		2020	DIST	85	RIDE	3.31	PRPI	GOOD	IRI	93				
																		2021	DIST	84	RIDE	3.25	PRPI	GOOD	IRI	95				
																		2022	DIST	83	RIDE	3.17	PRPI	GOOD	IRI	99				
																		2023	DIST	99	RIDE	4.40	PRPI	GOOD	IRI	43				

REF PT	RIDE	DST	RUT (IN)	IRI IN/MI	PRPI	AVG NUM (2023) FLT	AC	BLD	LC	TC	BC	RW	BP	RT
73	4.39	99	0.14	43.00	GOOD	N/A	N/A	0	0	0	0	0	0	0
74	4.41	99	0.15	43.00	GOOD	N/A	N/A	0	0	0	0	0	0	0
AVG	4.40	99	0.15	43.00	GOOD	N/A	N/A	0	0	0	0	0	0	0

8 OCCURS DPTH (IN)	COMPONENTS	LSHL WIDTH (FT)	RDWY WIDTH (FT)	RSHL WIDTH (FT)	OIL/CON TYPE	CLS AGG	YEAR	COST THOUS	DSN LFE	PCN	SUB	H
15.0	GRADE		45.0				2007			945	1	
15.0	SALVAGED AGGR BASE		42.0				2007			945	1	
2.5	HBP-SUPERPAVE-FAA 45	8.0	24.0		PG 58-28	SP	2007	3219	20	945	1	
2.0	HBP-SUPERPAVE-FAA 45	8.0	24.0		PG 58-34	SP	2007			945	1	
	FEDERAL AID CHIP SEAL	7.5			CRS2P	41	2011			18823	1	
	MICROSURFACING		24.0			MC	2011			18823	1	
-1.2	MILLING		32.0				2023			23223	1	
1.2	HBP-SUPERPAVE-FAA 45	8.0	24.0		PG58H-34	SP	2023	318	7	23223	1	

NDDOT RIMS HIGHWAY PROJECTS - HIGHWAY COMPONENTS
HIGHWAY COMPONENTS DISTRICT INFO BOOK
FOR BISMARCK DISTRICT

ENGLISH

D	HWY	S	D	FROM REF PT	FROM OFFSET (XX)	TO REF PT	TO OFFSET (XX)	LENGTH (XX)	LEFT SHLDR WIDTH	DRVNG LANE WIDTH	RIGHT SHLDR WIDTH	SURF DPTH	BASE DPTH	GRAD WIDTH	FIN WIDTH	TAADT	AAADT	ESALS	PAV AGE	EFF PAV AGE	LAST PAV YEAR	SEAL	PVMT TYPE	PVMT DESC	HWY PTY	FRT LVL	INTL CONS	PREV CONS	LTST CONS	LTST REHAB																																															
1	1804	S		74.000	0.3656	75.000	0.5970	1.2275	8.0	24.0	7.5	5.5	15.0	60.0	39.5	309	3908 2022	132	21	14			FLEX	ASPHT	UCL	1	2003	2023	2023	HBP-SUPERPAV																																															
SOUTH OF 48TH AVE TO FT LINCOLN																		2014	DIST 88	RIDE 3.06	PRPI	FAIR	IRI 105	2015	DIST 79	RIDE 3.01	PRPI	FAIR	IRI 107	2016	DIST 74	RIDE 3.27	PRPI	GOOD	IRI 95	2017	DIST 77	RIDE 2.93	PRPI	FAIR	IRI 111	2018	DIST 82	RIDE 2.81	PRPI	POOR	IRI 116	2019	DIST 80	RIDE 2.53	PRPI	FAIR	IRI 131	2020	DIST 83	RIDE 2.63	PRPI	POOR	IRI 126	2021	DIST 81	RIDE 2.60	PRPI	POOR	IRI 127	2022	DIST 77	RIDE 2.56	PRPI	POOR	IRI 129	2023	DIST 99	RIDE 4.30	PRPI	GOOD	IRI 48

REF PT	RIDE	DST	RUT (IN)	IRI IN/MI	PRPI	AVG NUM (2023) FLT	NUM (2023) FLT AC	AVERAGE BLD	RIDE LC	DISTRESS TC	RUT BC	RUT RW	RUT BP	RUT RT
75	4.30	99	0.13	48.00	GOOD	N/A	N/A	0	0	0	0	0	0	0
AVG	4.30	99	0.13	48.00	GOOD	N/A	N/A	0	0	0	0	0	0	0

7 OCCURS		LSHL WIDTH (FT)	RDWY WIDTH (FT)	RSHL WIDTH (FT)	OIL/CON TYPE	CLS AGG	YEAR	COST THOUS	DSN LFE	PCN	SUB	H
15.0	SALVAGED BIT BASE GRADE	8.0	31.5	42.0			2003	1293		14189	1	
3.5	HOT BIT PAVEMENT	8.0	31.5		PG 58-28	33	2003		20	14189	1	
2.0	HOT BIT PAVEMENT	8.0	31.5		PG 58-34	33	2003			14189	1	
	MICROSURFACING	8.0	31.5				2007	80		16452	1	
	MILLING			39.5			2023			23223	1	
1.2	HBP-SUPERPAVE-FAA 45	8.0	31.5		PG58H-34	SP	2023	218	7	23223	1	

ENGLISH

D	HWY	S	D	FROM REF	FROM PT	FROM OFFSET (XX)	TO REF	TO PT	TO OFFSET (XX)	LENGTH (XX)	LEFT SHLDR WIDTH	DRVNG LANE WIDTH	RIGHT SHLDR WIDTH	SURF DPTH	BASE DPTH	GRAD WIDTH	FIN WIDTH	TAADT	AAADT	ESALS	PAV AGE	EFF PAV AGE	LAST PAV YEAR	SEAL	PVMT TYPE	PVMT DESC	HWY PTY	FRT LVL	INTL CONS	PREV CONS	LTST CONS	LTST REHAB																																																																													
1	1804	S		75.000		0.5970	76.000		0.8931	1.3300	8.0	24.0	6.0	5.5	15.0	58.5	38.0	412	4883 2022	132	21	14			FLEX	ASPHT	UCL	1	2003	2023	2023	HBP-SUPERPAV																																																																													
FT LINCOLN TO BISMARCK AIRPORT																				2014	DIST	83	RIDE	2.74	PRPI	FAIR	IRI	120	2015	DIST	69	RIDE	2.19	PRPI	POOR	IRI	149	2016	DIST	74	RIDE	3.41	PRPI	GOOD	IRI	88	2017	DIST	74	RIDE	3.31	PRPI	GOOD	IRI	93	2018	DIST	82	RIDE	3.33	PRPI	FAIR	IRI	92	2019	DIST	69	RIDE	2.57	PRPI	FAIR	IRI	129	2020	DIST	84	RIDE	3.18	PRPI	GOOD	IRI	99	2021	DIST	82	RIDE	3.05	PRPI	GOOD	IRI	105	2022	DIST	83	RIDE	2.95	PRPI	GOOD	IRI	109	2023	DIST	99	RIDE	4.45	PRPI	GOOD	IRI	41

REF PT	RIDE	DST	RUT (IN)	IRI IN/MI	PRPI	AVG NUM (2023) FLT	NUM (2023) FLT AC	AVERAGE BLD	RIDE LC	DISTRESS TC	RUT BC	RUT RW	RUT BP	RUT RT
76	4.45	99	0.10	41.00	GOOD	N/A	N/A	0	0	0	0	0	0	0
AVG	4.45	99	0.10	41.00	GOOD	N/A	N/A	0	0	0	0	0	0	0

7 OCCURS DPTH (IN)	COMPONENTS	LSHL WIDTH (FT)	RDWY WIDTH (FT)	RSHL WIDTH (FT)	OIL/CON TYPE	CLS AGG	YEAR	COST THOUS	DSN LFE	PCN	SUB	H
15.0	SALVAGED BIT BASE	8.0	30.0				2003	1358		14189	1	
3.5	HOT BIT PAVEMENT	8.0	30.0		PG 58-28	33	2003		20	14189	1	
2.0	HOT BIT PAVEMENT	8.0	30.0		PG 58-34	33	2003		20	14189	1	
	MICROSURFACING	8.0	30.0				2007	86		16452	1	
	MILLING		38.0				2023			23223	1	
1.2	HBP-SUPERPAVE-FAA 45	8.0	30.0		PG58H-34	SP	2023	238	7	23223	1	

ENGLISH

D	HWY	S	D	FROM REF	FROM PT	TO REF	TO PT	LENGTH (XX)	LEFT SHLDR WIDTH	DRVNG LANE WIDTH	RIGHT SHLDR WIDTH	SURF DPTH	BASE DPTH	GRAD WIDTH	FIN WIDTH	TAADT	AAADT	ESALS	PAV AGE	EFF PAV AGE	LAST YEAR SEAL	PVMT TYPE	PVMT DESC	HWY PTY	FRT LVL	INTL CONS	PREV CONS	LTST CONS	LTST REHAB																																																																														
1	1804	S		76.000	0.8931	77.000	0.4361	0.5568		24.0	6.0	5.5	15.0	33.0	30.0	444	5285 2022	140	21	14		FLEX	ASPHT	UCL	1	2003	2023	2023	HBP-SUPERPAV																																																																														
BISMARCK AIRPORT TO N OF 12TH ST S																		2014	DIST	85	RIDE	3.01	PRPI	GOOD	IRI	107	2015	DIST	77	RIDE	2.94	PRPI	FAIR	IRI	110	2016	DIST	77	RIDE	2.72	PRPI	FAIR	IRI	121	2017	DIST	80	RIDE	2.79	PRPI	GOOD	IRI	118	2018	DIST	82	RIDE	2.61	PRPI	POOR	IRI	127	2019	DIST	80	RIDE	2.68	PRPI	POOR	IRI	123	2020	DIST	84	RIDE	2.83	PRPI	FAIR	IRI	115	2021	DIST	86	RIDE	2.80	PRPI	FAIR	IRI	117	2022	DIST	85	RIDE	2.77	PRPI	POOR	IRI	119	2023	DIST	99	RIDE	4.19	PRPI	GOOD	IRI	52

REF PT	RIDE	DST	RUT (IN)	IRI IN/MI	PRPI	AVG NUM (2023) FLT	NUM (2023) FLT AC	AVERAGE BLD	RIDE LC	DISTRESS TC	RUT BC	RUT RW	RUT BP	RUT RT
77	4.19	99	0.11	52.00	GOOD	N/A	N/A	0	0	0	0	0	0	0
AVG	4.19	99	0.11	52.00	GOOD	N/A	N/A	0	0	0	0	0	0	0

8 OCCURS DPTH (IN)	COMPONENTS	LSHL WIDTH (FT)	RDWY WIDTH (FT)	RSHL WIDTH (FT)	OIL/CON TYPE	CLS AGG	YEAR	COST THOUS	DSN LFE	PCN	SUB	H
15.0	GRADE		42.0				2003	582		14189	1	
3.5	SALVAGED BIT BASE		30.0				2003			14189	1	
3.5	HOT BIT PAVEMENT		30.0		PG 58-28	33	2003		20	14189	1	
2.0	HOT BIT PAVEMENT		30.0		PG 58-34	33	2003		20	14189	1	
	CURB & GUTTER CTRLN-FACE		30.0				2003			14189	1	
	MICROSURFACING		30.0				2007	36		16452	1	
-1.2	MILLING		30.0				2023			23223	1	
1.2	HBP-SUPERPAVE-FAA 45		30.0		PG58H-34	SP	2023	100	7	23223	1	

ENGLISH

D	HWY	S	D	FROM REF	FROM PT	TO REF	TO PT	LENGTH (XX)	LEFT SHLDR WIDTH	DRVNG LANE WIDTH	RIGHT SHLDR WIDTH	SURF DPTH	BASE DPTH	GRAD WIDTH	FIN WIDTH	TAADT	AADT	ESALS	PAV AGE	EFF PAV AGE	LAST YEAR SEAL	PVMT TYPE	PVMT DESC	HWY PTY	FRT LVL	INTL CONS	PREV CONS	LTST CONS	LTST REHAB				
1	1804	S		77.000	0.4361	78.575	0.0000	0.7978		24.0	6.0	5.5	15.0	33.0	30.0	442	5253 2022	152	19	14		FLEX	ASPHT	UCL	1	2005	2023	2023	HBP-SUPERPAV				
BIS-N OF 12TH ST TO BIS EXPRESSWAY																		2014	DIST	88	RIDE	1.82	PRPI	POOR	IRI	171							
																		2015	DIST	76	RIDE	1.92	PRPI	POOR	IRI	165							
																		2016	DIST	74	RIDE	1.72	PRPI	POOR	IRI	177							
																		2017	DIST	74	RIDE	1.11	PRPI	POOR	IRI	223							
																		2018	DIST	84	RIDE	1.47	PRPI	POOR	IRI	194							
																		2019	DIST	84	RIDE	1.81	PRPI	POOR	IRI	171							
																		2020	DIST	85	RIDE	1.67	PRPI	POOR	IRI	181							
																		2021	DIST	86	RIDE	1.44	PRPI	POOR	IRI	196							
																		2022	DIST	83	RIDE	1.64	PRPI	POOR	IRI	182							
																		2023	DIST	98	RIDE	2.78	PRPI	POOR	IRI	118							

2005 PCN-15557 212 FEET OF CONCRETE AT NORTH END OF PROJECT STATION
4118+34 TO 4120+46.41

REF PT	RIDE	DST	RUT (IN)	IRI IN/MI	PRPI	AVG NUM (2023) FLT	AVG NUM (2023) AC	AVERAGE BLD	AVERAGE LC	AVERAGE TC	AVERAGE BC	AVERAGE RW	AVERAGE BP	AVERAGE RT
78	2.78	98	0.14	118.00	POOR	N/A	N/A	0	0	0	1	0	0	0
AVG	2.78	98	0.14	118.00	POOR	N/A	N/A	0	0	0	1	0	0	0

7 OCCURS	DPATH (IN)	COMPONENTS	LSHL WIDTH (FT)	RDWY WIDTH (FT)	RSHL WIDTH (FT)	OIL/CON TYPE	CLS AGG	YEAR	COST THOUS	DSN LFE	PCN	SUB	H
		GRADE		36.0				2005			15557	1	
	15.0	SALVAGED AGGR BASE		36.0				2005			15557	1	
	5.5	HOT BIT PAVEMENT		30.0		PG 64-34	33	2005	1385	20	15557	1	
		CURB & GUTTER CTRLN-FACE		30.0				2005			15557	1	
		MICROSURFACING		30.0				2007	52		16452	1	
	-1.2	MILLING		30.0				2023			23223	1	
	1.2	HBP-SUPERPAVE-FAA 45		30.0		PG58H-34	SP	2023	142	7	23223	1	

NDDOT RIMS HIGHWAY PROJECTS - HIGHWAY COMPONENTS
HIGHWAY COMPONENTS DISTRICT INFO BOOK
FOR BISMARCK DISTRICT

ENGLISH

D	HWY	S	D	FROM REF	FROM PT	TO REF	TO PT	LENGTH (XX)	LEFT SHLDR WIDTH	DRVNG LANE WIDTH	RIGHT SHLDR WIDTH	SURF DPTH	BASE DPTH	GRAD WIDTH	FIN WIDTH	TAADT	AAADT	ESALS	PAV AGE	EFF PAV AGE	LAST YEAR SEAL	PVMT TYPE	PVMT DESC	HWY PTY	FRT LVL	INTL CONS	PREV CONS	LTST CONS	LTST REHAB																																																																														
1	1806	N		31.190	0.0000	34.000	0.2790	3.0929	1.3	24.0	1.3	7.5	6.0	38.0	26.5	174	1705 2023	87	33	23	2023	FLEX	ASPHT	RSC	2	1991	2005	2014	C CHIP SEAL																																																																														
JCT 24 E SOLEN N TO CANNONBALL R																		2014	DIST	93	RIDE	4.53	PRPI	GOOD	IRI	37	2015	DIST	87	RIDE	4.45	PRPI	GOOD	IRI	41	2016	DIST	87	RIDE	4.43	PRPI	GOOD	IRI	42	2017	DIST	87	RIDE	4.14	PRPI	GOOD	IRI	55	2018	DIST	94	RIDE	4.13	PRPI	GOOD	IRI	55	2019	DIST	94	RIDE	4.23	PRPI	GOOD	IRI	51	2020	DIST	93	RIDE	4.11	PRPI	GOOD	IRI	56	2021	DIST	94	RIDE	3.96	PRPI	GOOD	IRI	63	2022	DIST	93	RIDE	3.88	PRPI	GOOD	IRI	66	2023	DIST	93	RIDE	3.84	PRPI	GOOD	IRI	68

REF PT	RIDE	DST	RUT (IN)	IRI IN/MI	PRPI	AVG NUM (2023)	FLT	FLT	AC	AVERAGE	BLD	LC	TC	BC	RW	BP	RT	RIDE, DISTRESS & RUT
31	3.92	94	0.11	64.00	GOOD	N/A	N/A	3	0	0	2	0	0	0	0	0	0	
32	3.92	93	0.12	64.00	GOOD	N/A	N/A	3	0	0	3	0	0	0	0	0	0	
33	3.47	91	0.12	85.00	GOOD	N/A	N/A	3	0	3	2	0	0	0	0	0	0	
34	4.04	93	0.11	59.00	GOOD	N/A	N/A	3	0	1	2	0	0	0	0	0	0	
AVG	3.84	93	0.12	68.00	GOOD	N/A	N/A	3	0	1	2	0	0	0	0	0	0	

10 OCCURS	DPATH (IN)	COMPONENTS	LSHL WIDTH (FT)	RDWY WIDTH (FT)	RSHL WIDTH (FT)	OIL/CON TYPE	CLS AGG	YEAR	COST THOUS	DSN LFE	PCN	SUB	H
		GRADE		38.0				1971	153				
		6.0 BITUMINOUS BASE		34.0		CMS-2		1971	111	20			
		1.5 RECYCLED HOT BIT PAVMNT		33.0		200-300		1991					
		2.5 HOT BIT PAVEMENT		30.0		120-150		1991		20			
		CONTRACT CHIP SEAL		30.0		HFRS-2		1993	32				
		1.5 HOT BIT PAVEMENT	2.5	24.0	2.5	PG 58-28	27	2005	194	10	15633	1	
		FEDERAL AID CHIP SEAL		29.0		CRS2P	41	2008	79		17218	1	
		2.0 HBP-SUPERPAVE-FAA 43		28.0		PG 58-28	SP	2014	586	7	20598	1	
		FEDERAL AID CHIP SEAL		26.5		CRS2P	41	2017	82		21351	1	
		CONTRACT CHIP SEAL		26.5		CRS2P	41	2023	154		23835	1	

ENGLISH

D	HWY	S	D	FROM REF	FROM OFFSET (XX)	TO REF	TO OFFSET (XX)	LENGTH (XX)	LEFT SHLDR WIDTH	DRVNG LANE WIDTH	RIGHT SHLDR WIDTH	SURF DPTH	BASE DPTH	GRAD WDTN	FIN WDTN	TAADT	AADT	ESALS	PAV AGE	EFF PAV AGE	LAST YEAR SEAL	PVMT TYPE	PVMT DESC	HWY PTY	FRT LVL	INTL CONS	PREV CONS	LTST CONS	LTST REHAB
1	1806	N		34.000	0.2790	43.000	0.5400	9.2460	1.3	24.0	1.3	8.3	4.0	38.0	26.5	165	1438 2022	87	33	23	2023	FLEX	ASPHT	RSC	2	1991	2005	2014	C CHIP SEAL
CANNONBALL RIVER TO NEAR FORT RICE																		2014	DIST	92	RIDE	4.42	PRPI	GOOD	IRI	42			
_INTERMITTE PATCHING PCN 14680 REF PT 39.700 TO 43.485																		2015	DIST	88	RIDE	4.37	PRPI	GOOD	IRI	44			
																		2016	DIST	85	RIDE	4.21	PRPI	GOOD	IRI	51			
																		2017	DIST	85	RIDE	4.02	PRPI	GOOD	IRI	60			
																		2018	DIST	92	RIDE	3.91	PRPI	GOOD	IRI	65			
																		2019	DIST	95	RIDE	4.11	PRPI	GOOD	IRI	56			
																		2020	DIST	95	RIDE	3.90	PRPI	GOOD	IRI	65			
																		2021	DIST	93	RIDE	3.94	PRPI	GOOD	IRI	63			
																		2022	DIST	93	RIDE	3.68	PRPI	GOOD	IRI	75			
																		2023	DIST	93	RIDE	3.78	PRPI	GOOD	IRI	70			

REF PT	RIDE	DST	RUT (IN)	IRI IN/MI	PRPI	AVG NUM FLT	(2023) FLT	AVERAGE BLD	RIDE LC	DISTRESS TC	& BC	RUT BP	RT
35	3.45	90	0.11	86.00	GOOD	N/A	N/A	3	0	3	3	0	0
36	3.78	97	0.11	71.00	GOOD	N/A	N/A	0	0	2	0	0	0
37	4.11	97	0.10	56.00	GOOD	N/A	N/A	0	0	2	0	0	0
38	4.00	96	0.11	61.00	GOOD	N/A	N/A	0	0	1	2	0	0
39	3.51	93	0.11	83.00	GOOD	N/A	N/A	3	0	0	3	0	0
40	3.58	91	0.13	80.00	GOOD	N/A	N/A	3	0	3	2	0	0
41	3.84	94	0.11	68.00	GOOD	N/A	N/A	3	0	2	0	0	0
42	4.03	93	0.13	60.00	GOOD	N/A	N/A	3	0	1	2	0	0
43	3.73	82	0.21	73.00	GOOD	N/A	N/A	6	0	2	3	0	6
AVG	3.78	93	0.12	70.89	GOOD	N/A	N/A	2	0	1	2	0	1

13 OCCURS	DPTH (IN)	COMPONENTS	LSHL WIDTH (FT)	RDWY WIDTH (FT)	RSHL WIDTH (FT)	OIL/CON TYPE	CLS AGG	YEAR	COST THOUS	DSN LFE	PCN	SUB	H
		GRADED BY OTHERS		38.0				1967					
	4.0	BITUMINOUS BASE		34.0		CMS-2		1970					
	1.5	HOT BIT PAVEMENT		24.0		SC-3000		1970	249	20			
	.8	RECYCLED HOT BIT PAVMNT		33.0		200-300		1991					
	2.5	HOT BIT PAVEMENT		30.0		120-150		1991		20			
	4.1	RECYCLED HOT BIT PAVMNT	3.0	30.0	3.0			1991					
		CONTRACT CHIP SEAL		30.0		HFRS-2		1993	95				
		INT CONT PATCH-1.25"		30.0		PG 58-28	27	2001	90		14680	1	
	1.5	HOT BIT PAVEMENT	2.5	24.0	2.5	PG 58-28	27	2005	580	10	15633	1	
		FEDERAL AID CHIP SEAL		29.0		CRS2P	41	2008	209		17218	1	
	2.0	HBP-SUPERPAVE-FAA 43		28.0		PG 58-28	SP	2014	1752	7	20598	1	
		FEDERAL AID CHIP SEAL		26.5		CRS2P	41	2017	390		21351	1	
		CONTRACT CHIP SEAL		26.5		CRS2P	41	2023	461		23835	1	

ENGLISH

D	HWY	S	D	FROM REF	FROM OFFSET (XX)	TO REF	TO OFFSET (XX)	LENGTH (XX)	LEFT SHLDR WIDTH	DRVNG LANE WIDTH	RIGHT SHLDR WIDTH	SURF DPTH	BASE DPTH	GRAD WDTN	FIN WDTN	TAADT	AAADT	ESALS	PAV AGE	EFF PAV AGE	LAST YEAR SEAL	PVMT TYPE	PVMT DESC	HWY PTY	FRT LVL	INTL CONS	PREV CONS	LTST CONS	LTST REHAB																																																																														
1	1806	N		43.000	0.5400	50.000	0.8260	7.2874	2.5	24.0	2.5	6.8	3.0	38.0	29.0	160	1311 2022	85	33	17	2020	FLEX	ASPHT	RSC	2	1991	2005	2020	MICROSURFACI																																																																														
NEAR FT RICE TO HUFF																		2014	DIST	84	RIDE	3.46	PRPI	GOOD	IRI	85	2015	DIST	87	RIDE	3.44	PRPI	GOOD	IRI	86	2016	DIST	80	RIDE	3.21	PRPI	GOOD	IRI	97	2017	DIST	79	RIDE	3.14	PRPI	GOOD	IRI	100	2018	DIST	92	RIDE	2.89	PRPI	POOR	IRI	112	2019	DIST	92	RIDE	3.19	PRPI	GOOD	IRI	98	2020	DIST	96	RIDE	3.60	PRPI	GOOD	IRI	78	2021	DIST	95	RIDE	3.61	PRPI	GOOD	IRI	78	2022	DIST	95	RIDE	3.49	PRPI	GOOD	IRI	84	2023	DIST	92	RIDE	3.41	PRPI	GOOD	IRI	87

1996 SEAL HFRS2P.

REF PT	RIDE	DST	RUT (IN)	IRI IN/MI	PRPI	AVG NUM (2023) FLT	NUM (2023) FLT AC	AVERAGE BLD	RIDE LC	DISTRESS TC	& RT	RUT BP	RUT RT	
44	3.45	86	0.18	86.00	GOOD	N/A	N/A	3	0	2	2	0	0	6
45	3.34	93	0.17	91.00	GOOD	N/A	N/A	3	0	1	2	0	0	0
46	3.07	93	0.17	104.00	FAIR	N/A	N/A	3	0	1	2	0	0	0
47	3.51	93	0.14	83.00	FAIR	N/A	N/A	3	0	1	2	0	0	0
48	3.40	94	0.16	88.00	GOOD	N/A	N/A	3	0	0	2	0	0	0
49	3.73	92	0.16	73.00	GOOD	N/A	N/A	3	0	3	1	0	0	0
50	3.40	94	0.16	89.00	GOOD	N/A	N/A	3	0	1	1	0	0	0
AVG	3.41	92	0.16	87.71	GOOD	N/A	N/A	3	0	1	2	0	0	1

11 OCCURS	LSHL WDTN (FT)	RDWY WDTN (FT)	RSHL WDTN (FT)	OIL/CON TYPE	CLS AGG	YEAR	COST THOUS	DSN LFE	PCN	SUB	H
DPTH (IN) COMPONENTS											
GRADED BY OTHERS			38.0			1967					
3.0 BITUMINOUS BASE			36.0	SM-K		1968					
2.0 HOT BIT PAVEMENT			24.0	85-100		1969	205	20			
.8 HOT BIT PAVEMENT			32.0	120-150		1991					
2.5 HOT BIT PAVEMENT			30.0	120-150		1991		20			
4.9 AGGREGATE BASE	3.0		3.0			1991					
CONTRACT CHIP SEAL			24.0	CHFRS-2P		1996	89				
1.5 HOT BIT PAVEMENT	2.5	24.0	2.5	PG 58-28	27	2005	457	10	15633		1
FEDERAL AID CHIP SEAL			29.0	CRS2P	41	2008	187		17218		1
-.7 MICROMILL			29.0			2020			22463		1
MICROSURFACING			29.0		MC	2020	423	7	22463		1

NDDOT RIMS HIGHWAY PROJECTS - HIGHWAY COMPONENTS
 HIGHWAY COMPONENTS DISTRICT INFO BOOK
 FOR BISMARCK DISTRICT

ENGLISH

D	HWY	S	D	FROM REF	FROM PT	TO REF	TO PT	LENGTH (XX)	LEFT SHLDR WIDTH	DRVNG LANE WIDTH	RIGHT SHLDR WIDTH	SURF DPTH	BASE DPTH	GRAD WIDTH	FIN WIDTH	TAADT	AAADT	ESALS	PAV AGE	EFF PAV AGE	LAST YEAR SEAL	PVMT TYPE	PVMT DESC	HWY PTY	FRT LVL	INTL CONS	PREV CONS	LTST CONS	LTST REHAB																																																																														
1	1806	N		62.000	0.4688	63.000	1.0168	1.5492	2.5	24.0	2.5	3.8	5.0	38.0	29.0	90	1695 2022	36	27	17	2020	FLEX	ASPHT	USC	2	1997	2020	2020	MICROSURFACI																																																																														
1.7 S OF FT LINCOLN TO PARK ENTRANCE																		2014	DIST	86	RIDE	3.99	PRPI	GOOD	IRI	61	2015	DIST	82	RIDE	4.01	PRPI	GOOD	IRI	60	2016	DIST	82	RIDE	3.90	PRPI	GOOD	IRI	65	2017	DIST	85	RIDE	3.88	PRPI	GOOD	IRI	66	2018	DIST	94	RIDE	3.67	PRPI	GOOD	IRI	76	2019	DIST	92	RIDE	3.88	PRPI	GOOD	IRI	66	2020	DIST	94	RIDE	3.67	PRPI	GOOD	IRI	76	2021	DIST	91	RIDE	3.80	PRPI	GOOD	IRI	70	2022	DIST	92	RIDE	3.53	PRPI	GOOD	IRI	83	2023	DIST	91	RIDE	3.67	PRPI	GOOD	IRI	76

REF PT	RIDE	DST	RUT (IN)	IRI IN/MI	PRPI	AVG NUM (2023) FLT	NUM (2023) FLT AC	AVERAGE BLD	RIDE LC	DISTRESS TC	RUT BC	RUT RW	RUT BP	RUT RT
63	3.67	91	0.12	76.00	GOOD	N/A	N/A	3	0	3	2	0	0	0
AVG	3.67	91	0.12	76.00	GOOD	N/A	N/A	3	0	3	2	0	0	0

9 OCCURS DPTH (IN)	COMPONENTS	LSHL WIDTH (FT)	RDWY WIDTH (FT)	RSHL WIDTH (FT)	OIL/CON TYPE	CLS AGG	YEAR	COST THOUS	DSN LFE	PCN	SUB	H
	GRADED BY OTHERS		38.0					1965				
5.0	AGGREGATE BASE	4.0		4.0		05	1997			124	1	
.7	HOT BIT PAVEMENT		32.0		120-150	29	1997			124	1	
3.0	HOT BIT PAVEMENT	3.0	24.0	3.0	120-150	29	1997	20		124	1	
	FEDERAL AID CHIP SEAL		30.0		HFMS-2	43	1997			124	1	
	INT CONT PATCH-1.25"		38.0		PG 58-28	27	2005	10		16186	1	
	FEDERAL AID CHIP SEAL		29.0		CRS2P	41	2008	40		17218	1	
-.7	MICROMILL		29.0				2020			22463	1	
	MICROSURFACING		29.0			MC	2020	90	7	22463	1	

ENGLISH

D	HWY	S	D	FROM REF	FROM PT	TO REF	TO PT	LENGTH (XX)	LEFT SHLDR WIDTH	DRVNG LANE WIDTH	RIGHT SHLDR WIDTH	SURF DPTH	BASE DPTH	GRAD WIDTH	FIN WIDTH	TAADT	AAADT	ESALS	PAV AGE	EFF PAV AGE	LAST YEAR SEAL	PVMT TYPE	PVMT DESC	HWY PTY	FRT LVL	INTL CONS	PREV CONS	LTST CONS	LTST REHAB																																																
1	1806	N		63.000	1.0168	67.000	0.4428	4.2510	7.0	24.0	7.0	7.0	12.0	56.0	38.0	88	2327 2022	36	27	22		FLEX	ASPHT	USC	2	1997	2012	2012	HBP-SUPERPAV																																																
FT LINCOLN STATE PARK N TO POST																		2014	DIST 88	RIDE 3.73	PRPI	GOOD	IRI 73	2015	DIST 88	RIDE 3.68	PRPI	GOOD	IRI 75	2016	DIST 85	RIDE 3.58	PRPI	GOOD	IRI 80	2017	DIST 82	RIDE 3.51	PRPI	GOOD	IRI 83	2018	DIST 94	RIDE 3.34	PRPI	GOOD	IRI 91	2019	DIST 93	RIDE 3.45	PRPI	GOOD	IRI 85	2020	DIST 91	RIDE 3.26	PRPI	GOOD	IRI 95	2021	DIST 91	RIDE 3.36	PRPI	GOOD	IRI 90	2022	DIST 91	RIDE 3.15	PRPI	GOOD	IRI 100	2023	DIST 92	RIDE 3.18	PRPI	GOOD	IRI 98

REF PT	RIDE	DST	RUT (IN)	IRI IN/MI	PRPI	AVG NUM (2023) FLT	AC	BLD	LC	TC	BC	RW	BP	RT
64	3.03	92	0.17	106.00	GOOD	N/A	N/A	3	0	2	2	0	0	0
65	3.37	94	0.14	89.00	GOOD	N/A	N/A	3	0	1	1	0	0	0
66	3.19	89	0.15	98.00	GOOD	N/A	N/A	6	0	2	2	0	0	0
67	3.13	93	0.15	101.00	FAIR	N/A	N/A	3	0	1	2	0	0	0
AVG	3.18	92	0.15	98.50	GOOD	N/A	N/A	4	0	2	2	0	0	0

5 OCCURS	DPATH (IN)	COMPONENTS	LSHL WIDTH (FT)	RDWY WIDTH (FT)	RSHL WIDTH (FT)	OIL/CON TYPE	CLS AGG	YEAR	COST THOUS	DSN LFE	PCN	SUB	H
	12.0	AGGREGATE BASE		56.0				1995			41	1	
	5.0	HOT BIT PAVEMENT	8.0	24.0	8.0	120-150	29	1997	20		124	1	
		CONTRACT CHIP SEAL		40.0		HFMS-2	43	1997			124	1	
	2.0	HBP-SUPERPAVE-FAA 43	7.0	24.0	7.0	PG 58-28	SP	2012	880	10	19928	1	

ENGLISH

D	HWY	S	D	FROM REF PT	FROM OFFSET (XX)	TO REF PT	TO OFFSET (XX)	LENGTH (XX)	LEFT SHLDR WIDTH	DRVNG LANE WIDTH	RIGHT SHLDR WIDTH	SURF DPTH	BASE DPTH	GRAD WIDTH	FIN WIDTH	TAADT	AAADT	ESALS	PAV AGE	EFF PAV AGE	LAST YEAR SEAL	PVMT TYPE	PVMT DESC	HWY PTY	FRT LVL	INTL CONS	PREV CONS	LTST CONS	LTST REHAB				
1	1806	N		67.000	0.4428	68.000	0.1759	0.9481	7.0	24.0	7.0	7.0	12.0	68.0	38.0	95	2850 2022	38	27	22	2023	FLEX	ASPHT	USC	2	1997	2012	2012	C CHIP SEAL				
POST NORTH TO BEGIN OF CURB & GUTTER																		2014	DIST 83	RIDE 3.21	PRPI	GOOD	IRI 97										
																		2015	DIST 79	RIDE 3.27	PRPI	GOOD	IRI 94										
																		2016	DIST 73	RIDE 2.98	PRPI	GOOD	IRI 108										
																		2017	DIST 73	RIDE 3.20	PRPI	GOOD	IRI 98										
																		2018	DIST 83	RIDE 2.84	PRPI	GOOD	IRI 115										
																		2019	DIST 86	RIDE 3.10	PRPI	GOOD	IRI 102										
																		2020	DIST 82	RIDE 2.88	PRPI	POOR	IRI 113										
																		2021	DIST 78	RIDE 3.16	PRPI	GOOD	IRI 100										
																		2022	DIST 78	RIDE 2.70	PRPI	POOR	IRI 122										
																		2023	DIST 78	RIDE 2.92	PRPI	FAIR	IRI 111										

REF PT	RIDE	DST	RUT (IN)	IRI IN/MI	PRPI	AVG NUM (2023) FLT	AVG NUM (2023) FLT AC	AVERAGE BLD	AVERAGE LC	AVERAGE TC	AVERAGE BC	AVERAGE RW	AVERAGE BP	AVERAGE RT	
68	2.92	78	0.26	111.00	FAIR	N/A	N/A	6	0	4	3	0	0	2	6
AVG	2.92	78	0.26	111.00	FAIR	N/A	N/A	6	0	4	3	0	0	2	6

6 OCCURS DPTH (IN)	COMPONENTS	LSHL WIDTH (FT)	RDWY WIDTH (FT)	RSHL WIDTH (FT)	OIL/CON TYPE	CLS AGG	YEAR	COST THOUS	DSN LFE	PCN	SUB	H
12.0	AGGREGATE BASE		68.0			05	1997			124	1	
5.0	HOT BIT PAVEMENT	8.0	24.0	8.0	120-150	29	1997		20	124	1	
	CONTRACT CHIP SEAL		40.0		HFMS-2	43	1997			124	1	
2.0	HBP-SUPERPAVE-FAA 43 CONTRACT CHIP SEAL	7.0	24.0	7.0	PG 58-28 CRS2P	SP	2012	196	10	19928	1	
			38.0			41	2023	47		23836	1	

NDDOT RIMS HIGHWAY PROJECTS - HIGHWAY COMPONENTS
HIGHWAY COMPONENTS DISTRICT INFO BOOK
FOR BISMARCK DISTRICT

ENGLISH

D	HWY	S	D	FROM REF PT	FROM OFFSET (XX)	TO REF PT	TO OFFSET (XX)	LENGTH (XX)	LEFT SHLDR WIDTH	DRVNG LANE WIDTH	RIGHT SHLDR WIDTH	SURF DPTH	BASE DPTH	GRAD WIDTH	FIN WIDTH	TAADT	AAADT	ESALS	PAV AGE	PAV AGE	LAST YEAR SEAL	PVMT TYPE	PVMT DESC	HWY PTY	FRT LVL	INTL CONS	PREV CONS	LTST CONS	LTST REHAB																				
1	1806	N		68.000	0.1759	68.000	0.4979	0.3220	7.0	24.0	7.0	7.0	12.0	56.0	38.0	98	3032 2022	67	27	22	2023	FLEX	ASPHT	USC	2	1997	2012	2012	C	CHIP SEAL																			
CURB & GUTTER WEST SIDE SEGMENT																		2014	DIST	NA	RIDE	N/A	PRPI	N/A	IRI	N/A																							
																		2015	DIST	NA	RIDE	N/A	PRPI	N/A	IRI	N/A																							
																		2016	DIST	NA	RIDE	N/A	PRPI	N/A	IRI	N/A																							
																		2017	DIST	NA	RIDE	N/A	PRPI	N/A	IRI	N/A																							
																		2018	DIST	NA	RIDE	N/A	PRPI	N/A	IRI	N/A																							
																		2019	DIST	NA	RIDE	N/A	PRPI	N/A	IRI	N/A																							
																		2020	DIST	NA	RIDE	N/A	PRPI	N/A	IRI	N/A																							
																		2021	DIST	NA	RIDE	N/A	PRPI	N/A	IRI	N/A																							
																		2022	DIST	NA	RIDE	N/A	PRPI	N/A	IRI	N/A																							
																		2023	DIST	NA	RIDE	N/A	PRPI	N/A	IRI	N/A																							

REF PT	RIDE	DST	RUT (IN)	IRI IN/MI	PRPI	AVG NUM (2023) FLT	AVG NUM (2023) AC	AVG NUM (2023) BLD	AVG NUM (2023) LC	AVG NUM (2023) TC	AVG NUM (2023) BC	AVG NUM (2023) RW	AVG NUM (2023) BP	AVG NUM (2023) RT
AVG	N/A	NA	N/A	N/A	N/A	N/A	N/A	N/A	N/A	N/A	N/A	N/A	N/A	N/A

7 OCCURS	DPATH (IN)	COMPONENTS	LSHL WIDTH (FT)	RDWY WIDTH (FT)	RSHL WIDTH (FT)	OIL/CON TYPE	CLS AGG	YEAR	COST THOUS	DSN LFE	PCN	SUB	H
		GRADE		56.0				1997			124	1	
	12.0	AGGREGATE BASE		44.0			05	1997			124	1	
	5.0	HOT BIT PAVEMENT		32.0	8.0	120-150	29	1997	20		124	1	
		CURB & GUTTER CTRLN-FACE		20.0				1997			124	1	
		CONTRACT CHIP SEAL		40.0		HFMS-2	43	1997			124	1	
	2.0	HBP-SUPERPAVE-FAA 43	7.0	24.0	7.0	PG 58-28	SP	2012	67	10	19928	1	
		CONTRACT CHIP SEAL		38.0		CRS2P	41	2023	16		23836	1	

NDDOT RIMS HIGHWAY PROJECTS - HIGHWAY COMPONENTS
 HIGHWAY COMPONENTS DISTRICT INFO BOOK
 FOR BISMARCK DISTRICT

ENGLISH

D	HWY	S	D	FROM REF	FROM PT	TO REF	TO PT	LENGTH (XX)	LEFT SHLDR WIDTH	DRVNG LANE WIDTH	RIGHT SHLDR WIDTH	SURF DPTH	BASE DPTH	GRAD WIDTH	FIN WIDTH	TAADT	AAADT	ESALS	PAV AGE	EFF PAV AGE	LAST YEAR SEAL	PVMT TYPE	PVMT DESC	HWY PTY	FRT LVL	INTL CONS	PREV CONS	LTST CONS	LTST REHAB																			
1	1806	N		68.000	0.4979	68.000	0.8199	0.3220	6.5	24.0	6.5	5.0	12.0	41.0	37.0	115	3960 2022	67	27	27	1997	FLEX	ASPHT	USC	2	1997	1997	1997	C CHIP SEAL																			
CURB & GUTTER WEST SIDE & EAST SIDE																		2014	DIST	NA	RIDE	N/A	PRPI	N/A	IRI	N/A																						
																		2015	DIST	NA	RIDE	N/A	PRPI	N/A	IRI	N/A																						
																		2016	DIST	NA	RIDE	N/A	PRPI	N/A	IRI	N/A																						
																		2017	DIST	NA	RIDE	N/A	PRPI	N/A	IRI	N/A																						
																		2018	DIST	NA	RIDE	N/A	PRPI	N/A	IRI	N/A																						
																		2019	DIST	NA	RIDE	N/A	PRPI	N/A	IRI	N/A																						
																		2020	DIST	NA	RIDE	N/A	PRPI	N/A	IRI	N/A																						
																		2021	DIST	NA	RIDE	N/A	PRPI	N/A	IRI	N/A																						
																		2022	DIST	NA	RIDE	N/A	PRPI	N/A	IRI	N/A																						
																		2023	DIST	NA	RIDE	N/A	PRPI	N/A	IRI	N/A																						

REF PT	RIDE	DST	RUT (IN)	IRI IN/MI	PRPI	AVG NUM (2023) FLT	AVG NUM (2023) AC	AVERAGE BLD	RIDE LC	DISTRESS TC	& RUT BC	RT
AVG	N/A	NA	N/A	N/A	N/A	N/A	N/A	N/A	N/A	N/A	N/A	N/A

5 OCCURS	LSHL WIDTH (FT)	RDWY WIDTH (FT)	RSHL WIDTH (FT)	OIL/CON TYPE	CLS AGG	YEAR	COST THOUS	DSN LFE	PCN	SUB	H
12.0 AGGREGATE BASE	41.0	41.0	41.0		05	1997			124	1	
5.0 HOT BIT PAVEMENT	37.0	37.0	37.0	120-150	29	1997	20		124	1	
CURB & GUTTER FACE-FACE	41.0	41.0	41.0			1997			124	1	
CONTRACT CHIP SEAL	37.0	37.0	37.0	HFMS-2	43	1997			124	1	

ENGLISH

D	HWY	S	D	FROM REF PT	FROM OFFSET (XX)	TO REF PT	TO OFFSET (XX)	LENGTH (XX)	LEFT SHLDR WIDTH	DRVNG LANE WIDTH	RIGHT SHLDR WIDTH	SURF DPTH	BASE DPTH	GRAD WIDTH	FIN WIDTH	TAADT	AAADT	ESALS	PAV AGE	EFF PAV AGE	LAST YEAR SEAL	PVMT TYPE	PVMT DESC	HWY PTY	FRT LVL	INTL CONS	PREV CONS	LTST CONS	LTST REHAB				
1	1806	N		68.000	0.8199	69.000	0.3560	0.5419	6.5	24.0	8.0	5.0	12.0	48.5	38.5	136	5719 2022	62	27	27	1997	FLEX	ASPHT	USC	2	1997	1997	1997	C CHIP SEAL				
CURB & GUTTER WEST SIDE SEGMENT																		2014	DIST 76	RIDE 2.05	PRPI	POOR	IRI 157										
																		2015	DIST 76	RIDE 2.15	PRPI	POOR	IRI 151										
																		2016	DIST 70	RIDE 1.74	PRPI	POOR	IRI 176										
																		2017	DIST 73	RIDE 1.93	PRPI	POOR	IRI 164										
																		2018	DIST 83	RIDE 1.70	PRPI	POOR	IRI 179										
																		2019	DIST 89	RIDE 2.05	PRPI	POOR	IRI 157										
																		2020	DIST 82	RIDE 1.73	PRPI	POOR	IRI 177										
																		2021	DIST 88	RIDE 2.15	PRPI	POOR	IRI 151										
																		2022	DIST 82	RIDE 1.78	PRPI	POOR	IRI 174										
																		2023	DIST 89	RIDE 2.36	PRPI	POOR	IRI 140										

REF PT	RIDE	DST	RUT (IN)	IRI IN/MI	PRPI	AVG NUM (2023) FLT	NUM (2023) FLT AC	AVERAGE BLD	RIDE LC	DISTRESS TC	RUT BC	RUT RW	RUT BP	RUT RT
69	2.36	89	0.19	140.00	POOR	N/A	N/A	3	0	2	3	0	2	0
AVG	2.36	89	0.19	140.00	POOR	N/A	N/A	3	0	2	3	0	2	0

5 OCCURS DPTH (IN)	COMPONENTS	LSHL WIDTH (FT)	RDWY WIDTH (FT)	RSHL WIDTH (FT)	OIL/CON TYPE	CLS AGG	YEAR	COST THOUS	DSN LFE	PCN	SUB	H
12.0	AGGREGATE BASE		48.0			05	1997			124	1	
5.0	HOT BIT PAVEMENT		42.0			29	1997	20		124	1	
	CURB & GUTTER CTRLN-FACE		38.0		120-150		1997			124	1	
	CONTRACT CHIP SEAL		18.0				1997			124	1	
			38.0		HFMS-2	43	1997			124	1	

NDDOT RIMS HIGHWAY PROJECTS - HIGHWAY COMPONENTS
 HIGHWAY COMPONENTS DISTRICT INFO BOOK
 FOR BISMARCK DISTRICT

ENGLISH

D	HWY	S	D	FROM REF PT	FROM OFFSET (XX)	TO REF PT	TO OFFSET (XX)	LENGTH (XX)	LEFT SHLDR WIDTH	DRVNG LANE WIDTH	RIGHT SHLDR WIDTH	SURF DPTH	BASE DPTH	GRAD WIDTH	FIN WIDTH	TAADT	AADT	ESALS	PAV AGE	EFF PAV AGE	LAST YEAR SEAL	PVMT TYPE	PVMT DESC	HWY PTY	FRT LVL	INTL CONS	PREV CONS	LTST CONS	LTST REHAB						
1	1806	N		69.000	0.3560	69.000	0.5550	0.1990	6.5	24.0	8.0	5.0	12.0	48.5	38.5	152	11449 2022	101	27	27	1997	FLEX	ASPHT	USC	2	1997	1997	1997	C CHIP SEAL						
SOUTH HEART RIVER TO NEAR 5TH ST SE																		2014	DIST	NA	RIDE	N/A	PRPI	N/A	IRI	N/A									
																		2015	DIST	NA	RIDE	N/A	PRPI	N/A	IRI	N/A									
																		2016	DIST	NA	RIDE	N/A	PRPI	N/A	IRI	N/A									
																		2017	DIST	NA	RIDE	N/A	PRPI	N/A	IRI	N/A									
																		2018	DIST	NA	RIDE	N/A	PRPI	N/A	IRI	N/A									
																		2019	DIST	NA	RIDE	N/A	PRPI	N/A	IRI	N/A									
																		2020	DIST	NA	RIDE	N/A	PRPI	N/A	IRI	N/A									
																		2021	DIST	NA	RIDE	N/A	PRPI	N/A	IRI	N/A									
																		2022	DIST	NA	RIDE	N/A	PRPI	N/A	IRI	N/A									
																		2023	DIST	NA	RIDE	N/A	PRPI	N/A	IRI	N/A									

REF PT	RIDE	DST	RUT (IN)	IRI IN/MI	PRPI	AVG NUM (2023) FLT	AVG NUM (2023) FLT AC	AVERAGE BLD	AVERAGE RIDE LC	AVERAGE RIDE TC	AVERAGE RIDE BC	AVERAGE RIDE RW	AVERAGE RIDE BP	AVERAGE RIDE RT
AVG	N/A	NA	N/A	N/A	N/A	N/A	N/A	N/A	N/A	N/A	N/A	N/A	N/A	N/A

5 OCCURS DPTH (IN)	COMPONENTS	LSHL WIDTH (FT)	RDWY WIDTH (FT)	RSHL WIDTH (FT)	OIL/CON TYPE	CLS AGG	YEAR	COST THOUS	DSN LFE	PCN	SUB	H
12.0	AGGREGATE BASE		48.0	42.0		05	1997			124	1	
5.0	HOT BIT PAVEMENT		38.0	38.0	120-150	29	1997	20		124	1	
	CURB & GUTTER CTRLN-FACE		18.0	18.0			1997			124	1	
	CONTRACT CHIP SEAL		38.0	38.0	HFMS-2	43	1997			124	1	

ENGLISH

D	HWY	S	D	FROM REF PT	FROM OFFSET (XX)	TO REF PT	TO OFFSET (XX)	LENGTH (XX)	LEFT SHLDR WIDTH	DRVNG LANE WIDTH	RIGHT SHLDR WIDTH	SURF DPTH	BASE DPTH	GRAD WIDTH	FIN WIDTH	TAADT	AADT	ESALS	PAV AGE	EFF PAV AGE	LAST YEAR	PVMT TYPE	PVMT DESC	HWY PTY	FRT LVL	INTL CONS	PREV CONS	LTST CONS	LTST REHAB																			
1	1806	N		69.000	0.5550	70.086	0.0000	0.5315		48.0		8.0	12.0	54.0	48.0	135	9874 2022	90	36	2		CONCR	JOINT	UCL	2	1988	2022	2022	CPR/GRINDING																			
NEAR 5TH ST SE N TO MAIN AVE-MDN																		2014	DIST	89	RIDE	2.73	PRPI	POOR	IRI	121																						
																		2015	DIST	88	RIDE	2.37	PRPI	POOR	IRI	139																						
																		2016	DIST	87	RIDE	2.50	PRPI	POOR	IRI	132																						
																		2017	DIST	85	RIDE	2.26	PRPI	POOR	IRI	145																						
																		2018	DIST	90	RIDE	2.27	PRPI	POOR	IRI	144																						
																		2019	DIST	88	RIDE	2.31	PRPI	POOR	IRI	142																						
																		2020	DIST	91	RIDE	2.48	PRPI	POOR	IRI	133																						
																		2021	DIST	94	RIDE	2.14	PRPI	POOR	IRI	152																						
																		2022	DIST	90	RIDE	2.35	PRPI	POOR	IRI	140																						
																		2023	DIST	85	RIDE	2.22	PRPI	POOR	IRI	147																						

1998-PCN 980-TRAFFIC SIGNALS-INTERSECTION OF 1806 AND 3RD STREET.
 PCN 22903 - ROAD DIET, ROADWAY NOW CONSISTS OF 2 16' DRIVE LANES AND A
 16' CENTER TURM LANE

REF PT	RIDE	DST	RUT (IN)	IRI IN/MI	PRPI	AVG NUM (2023) FLT	AVG NUM (2023) DC	AVG NUM (2023) CB	AVG NUM (2023) LJS	AVG NUM (2023) LC	AVG NUM (2023) TC	AVG NUM (2023) TJS	AVG NUM (2023) FLT	AVG NUM (2023) BS	AVG NUM (2023) BP	AVG NUM (2023) CP
AVG	N/A	N/A	N/A	N/A	N/A	N/A	N/A	N/A	N/A	N/A	N/A	N/A	N/A	N/A	N/A	N/A

6 OCCURS	LSHL	RDWY	RSHL	OIL/CON	CLS	COST	DSN
DPTH (IN)	WIDTH (FT)	WIDTH (FT)	WIDTH (FT)	TYPE	AGG	YEAR	THOUS LFE
8.0	48.0					1988	725
NON-REINF PCC						1988	615
MUNICIPAL ITEMS						1988	2764
MUNICIPAL ITEMS						1998	120
CONCRETE PAVEMENT REPAIR	48.0					2022	1555
GRINDING	48.0					2022	22903

ENGLISH

D	HWY	S	D	FROM REF	FROM OFFSET	TO REF	TO OFFSET	LENGTH	LEFT SHLDR	DRVNG LANE	RIGHT SHLDR	SURF DPTH	BASE DPTH	GRAD WIDTH	FIN WIDTH	TAADT	AAADT	ESALS	PAV AGE	EFF PAV AGE	LAST YEAR	SEAL	PVMT TYPE	PVMT DESC	HWY PTY	FRT LVL	INTL CONS	PREV CONS	LTST CONS	LTST REHAB																						
1	1806	N		70.548	0.0000	71.000	0.1210	0.5655	12.0	24.0	12.0	8.0	8.0	54.0	48.0	165	6788 2022	155	16	16			CONCR	JOINT	UCL	3	2008	2008	2008	PCC	JOINTED																					
MANDAN AVENUE (MAIN ST TO I-94)																		2014	DIST	78	RIDE	1.46	PRPI	POOR	IRI	195																										
																		2015	DIST	77	RIDE	1.59	PRPI	POOR	IRI	186																										
																		2016	DIST	74	RIDE	1.43	PRPI	POOR	IRI	197																										
																		2017	DIST	73	RIDE	1.54	PRPI	POOR	IRI	189																										
																		2018	DIST	75	RIDE	1.31	PRPI	POOR	IRI	206																										
																		2019	DIST	82	RIDE	1.50	PRPI	POOR	IRI	192																										
																		2020	DIST	79	RIDE	1.33	PRPI	POOR	IRI	204																										
																		2021	DIST	NA	RIDE	N/A	PRPI	N/A	IRI	N/A																										
																		2022	DIST	85	RIDE	1.91	PRPI	POOR	IRI	165																										
																		2023	DIST	87	RIDE	1.77	PRPI	POOR	IRI	174																										

REF PT	RIDE	DST	RUT (IN)	IRI IN/MI	PRPI	AVG NUM (2023) FLT	DC	CB	LJS	LC	TC	TJS	FLT	BS	BP	CP	
71	1.77	87	N/A	174.00	POOR	0.09	127	0	0	1	1	2	2	4	0	1	1
AVG	1.77	87	N/A	174.00	POOR	0.09	127	0	0	1	1	2	2	4	0	1	1

5 OCCURS	DPATH	COMPONENTS	LSHL WIDTH (FT)	RDWY WIDTH (FT)	RSHL WIDTH (FT)	OIL/CON TYPE	CLS AGG	YEAR	COST THOUS	DSN LFE	PCN	SUB	H
		GRADE		75.0				2008			15887	1	
		8.0 SALVAGED AGGR BASE		53.0				2008			15887	1	
		8.0 NON-REINF PCC	6.0	39.0	6.0	AE	S3	2008	2707	30	15887	1	
		DOWELED						2008			15887	1	
		CURB & GUTTER FACE-FACE		51.0				2008			15887	1	

ENGLISH

D	HWY	S	D	FROM REF	FROM OFFSET	TO REF	TO OFFSET	LENGTH	LEFT SHLDR	DRVNG LANE	RIGHT SHLDR	SURF DPTH	BASE DPTH	GRAD WIDTH	FIN WIDTH	TAADT	AAADT	ESALS	PAV AGE	EFF PAV AGE	LAST YEAR	PVMT TYPE	PVMT DESC	HWY PTY	FRT LVL	INTL CONS	PREV CONS	LTST CONS	LTST REHAB																		
1	1806	N		71.000	0.1210	75.000	0.0000	1.2572	2.0	24.0	2.0	5.0	12.0	50.0	40.0	386	6359 2022	221	3	3		FLEX	ASPHT	UCL	2	2021	2021	2021	HBP-SUPERPAV																		
MANDAN AVENUE (I-94 TO REFINERY)																		2014	DIST	79	RIDE	2.80	PRPI	POOR	IRI	117																					

REF PT	RIDE	DST	RUT (IN)	IRI IN/MI	PRPI	AVG NUM (2023) FLT	NUM (2023) FLT	AC	BLD	LC	TC	BC	RW	BP	RT
72	2.32	99	0.15	142.00	POOR	N/A	N/A	0	0	0	0	0	0	0	0
AVG	2.32	99	0.15	142.00	POOR	N/A	N/A	0	0	0	0	0	0	0	0

4 OCCURS	DPATH (IN)	COMPONENTS	LSHL WIDTH (FT)	RDWY WIDTH (FT)	RSHL WIDTH (FT)	OIL/CON TYPE	CLS AGG	YEAR	COST THOUS	DSN LFE	PCN	SUB	H
	12.0	AGGREGATE BASE		50.0			05	2021			22181	1	
	5.0	HBP-SUPERPAVE-FAA 45		40.0		PG58H28	SP	2021	4736	20	22181	1	
		CURB & GUTTER FACE-FACE		43.0				2021			22181	1	

ENGLISH

D	HWY	S	D	FROM REF PT	FROM OFFSET (XX)	TO REF PT	TO OFFSET (XX)	LENGTH (XX)	LEFT SHLDR WIDTH	DRVNG LANE WIDTH	RIGHT SHLDR WIDTH	SURF DPTH	BASE DPTH	GRAD WIDTH	FIN WIDTH	TAADT	AAADT	ESALS	PAV AGE	EFF PAV AGE	LAST PAV YEAR	SEAL	PVMT TYPE	PVMT DESC	HWY PTY	FRT LVL	INTL CONS	PREV CONS	LTST CONS	LTST REHAB						
1	1806	N		75.000	0.0000	76.000	0.3450	1.3176	0.6	24.0	0.6	3.0	7.0	32.0	25.2	56	4197 2022	20	48	19	2019	FLEX	ASPHT	UCL	2	1976	2018	2018	C	CHIP SEAL						
I-94 NORTH 1.345 MILES																		2014	DIST	84	RIDE	3.85	PRPI	GOOD	IRI	68										
																		2015	DIST	85	RIDE	3.44	PRPI	GOOD	IRI	86										
																		2016	DIST	76	RIDE	3.65	PRPI	GOOD	IRI	77										
																		2017	DIST	79	RIDE	3.20	PRPI	GOOD	IRI	98										
																		2018	DIST	96	RIDE	4.00	PRPI	GOOD	IRI	61										
																		2019	DIST	96	RIDE	3.71	PRPI	GOOD	IRI	74										
																		2020	DIST	94	RIDE	3.90	PRPI	GOOD	IRI	65										
																		2021	DIST	98	RIDE	4.03	PRPI	GOOD	IRI	59										
																		2022	DIST	92	RIDE	3.67	PRPI	GOOD	IRI	76										
																		2023	DIST	91	RIDE	3.49	PRPI	GOOD	IRI	84										

NOT OUR MAINTENANCE.
2021 PCN 22181 RP75 TO 75.552 - WIDEDENING AND TURN LANES AT 27TH ST

REF PT	RIDE	DST	RUT (IN)	IRI IN/MI	PRPI	AVG NUM (2023) FLT	AC	BLD	LC	TC	BC	RW	BP	RT
75	3.10	90	0.14	102.00	GOOD	N/A	N/A	3	0	0	4	0	2	0
76	3.87	91	0.15	67.00	GOOD	N/A	N/A	3	0	1	4	0	0	0
AVG	3.49	91	0.15	84.50	GOOD	N/A	N/A	3	0	1	4	0	1	0

12 OCCURS DPTH (IN)	COMPONENTS	LSHL WPTH (FT)	RDWY WPTH (FT)	RSHL WPTH (FT)	OIL/CON TYPE	CLS AGG	YEAR	COST THOUS	DSN LFE	PCN	SUB	H
	GRADE		32.0				1956					
3.5	TRAFFIC SERVICE GRAVEL		28.0				1957					
3.5	BITUMINOUS BASE		28.0				1966	20				
2.0	HOT BIT PAVEMENT		24.0		200-300		1976	20				
	DISTRICT CHIP SEAL		24.0		HFMS-2		1992	13				
	INT CONT PATCH-1.25"		27.0		PG 58-28	27	1999	45		12845		1
	DISTRICT CHIP SEAL	2.0	24.0	2.0	MC-3000	43	2000	10				
	INT CONT PATCH-1.25"		28.0		PG 58-28	27	2007	84		17006		1
	SLURRY SEAL		28.0		SS		2011	65		18824		1
-1.0	MILLING		27.0				2018	117		22146		1
2.0	HBP-SUPERPAVE-FAA 43		25.2		PG 58-34	SP	2018	7		22146		1
	CONTRACT CHIP SEAL		25.0		CRS2P	41	2019	46		22510		1

ENGLISH

D	HWY	S	D	FROM REF	FROM OFFSET (XX)	TO REF	TO OFFSET (XX)	LENGTH (XX)	LEFT SHLDR WIDTH	DRVNG LANE WIDTH	RIGHT SHLDR WIDTH	SURF DPTH	BASE DPTH	GRAD WDTN	FIN WDTN	TAADT	AADT	ESALS	PAV AGE	PAV AGE	LAST YEAR SEAL	PVMT TYPE	PVMT DESC	HWY PTY	FRT LVL	INTL CONS	PREV CONS	LTST CONS	LTST REHAB
1	1806	N		76.000	0.3450	85.800	0.0000	9.4734	2.0	24.0	2.0	3.0	6.0	38.0	28.0	113	1578 2022	80	48	19	2019	FLEX	ASPHT	RCL	3	1976	2018	2018	C CHIP SEAL
1.345 MI N I-94 N APPROX 9.5 MILES																													
SEVERELY DISTORTED ROADBED AT NORTH END FOR A FEW MILES. 123 CU YDS OF HOT MIX PATCHING IN 1989, 1,082 IN 1990 AND 468 IN 1991.																													
2014 DIST 83 RIDE 3.63 PRPI GOOD IRI 77																													
2015 DIST 83 RIDE 3.48 PRPI GOOD IRI 84																													
2016 DIST 84 RIDE 3.48 PRPI GOOD IRI 84																													
2017 DIST 81 RIDE 3.31 PRPI GOOD IRI 92																													
2018 DIST 99 RIDE 4.22 PRPI GOOD IRI 51																													
2019 DIST 99 RIDE 4.10 PRPI GOOD IRI 56																													
2020 DIST 96 RIDE 4.13 PRPI GOOD IRI 55																													
2021 DIST 96 RIDE 4.14 PRPI GOOD IRI 54																													
2022 DIST 93 RIDE 4.03 PRPI GOOD IRI 59																													
2023 DIST 92 RIDE 4.03 PRPI GOOD IRI 59																													

REF PT	RIDE	DST	RUT (IN)	IRI IN/MI	PRPI	AVG NUM FLT	(2023) FLT	AVERAGE AC	RIDE BLD	DISTRESS LC	& RT TC	BC	RW	BP	RT
77	4.15	92	0.16	54.00	GOOD	N/A	N/A	3	0	1	3	0	0	0	0
78	4.00	92	0.14	61.00	GOOD	N/A	N/A	3	0	1	3	0	0	0	0
79	4.09	89	0.13	57.00	GOOD	N/A	N/A	6	0	1	3	0	0	0	0
80	3.87	90	0.14	67.00	GOOD	N/A	N/A	3	0	2	4	0	0	0	0
81	3.82	92	0.13	69.00	GOOD	N/A	N/A	3	0	0	4	0	0	0	0
82	4.07	93	0.14	58.00	GOOD	N/A	N/A	3	0	1	2	0	0	0	0
83	4.18	93	0.12	53.00	GOOD	N/A	N/A	3	0	0	3	0	0	0	0
84	4.24	93	0.12	50.00	GOOD	N/A	N/A	3	0	0	3	0	0	0	0
85	3.85	91	0.13	68.00	GOOD	N/A	N/A	3	0	1	4	0	0	0	0
AVG	4.03	92	0.13	59.67	GOOD	N/A	N/A	3	0	1	3	0	0	0	0

12 OCCURS	LSHL WIDTH (IN)	RDWY WIDTH (FT)	RSHL WIDTH (FT)	OIL/CON TYPE	CLS AGG	YEAR	COST THOUS	DSN LFE	PCN	SUB	H
GRADED BY OTHERS		38.0				1975					
6.0 AGGREGATE BASE		34.0				1976					
2.0 HOT BIT PAVEMENT		31.0		200-300		1976		20			
DISTRICT CHIP SEAL		31.0		HFMS-2		1992	95				
STRUCTURAL ITEMS						1995	158				
INT CONT PATCH-1.25"		27.0		PG 58-28	27	1999	321		12845	1	
DISTRICT CHIP SEAL	3.5	24.0	3.5	MC-3000	43	2000	73				
INT CONT PATCH-1.25"		28.0		PG 58-28	27	2007	604		17006	1	
SLURRY SEAL		28.0		SS	2011	2011	467		18824	1	
-1.0 MILLING		29.0				2018	1316		22146	1	
2.0 HBP-SUPERPAVE-FAA 43		28.0		PG 58-34	SP	2018		7	22146	1	
CONTRACT CHIP SEAL		27.0		CRS2P	41	2019	333		22510	1	