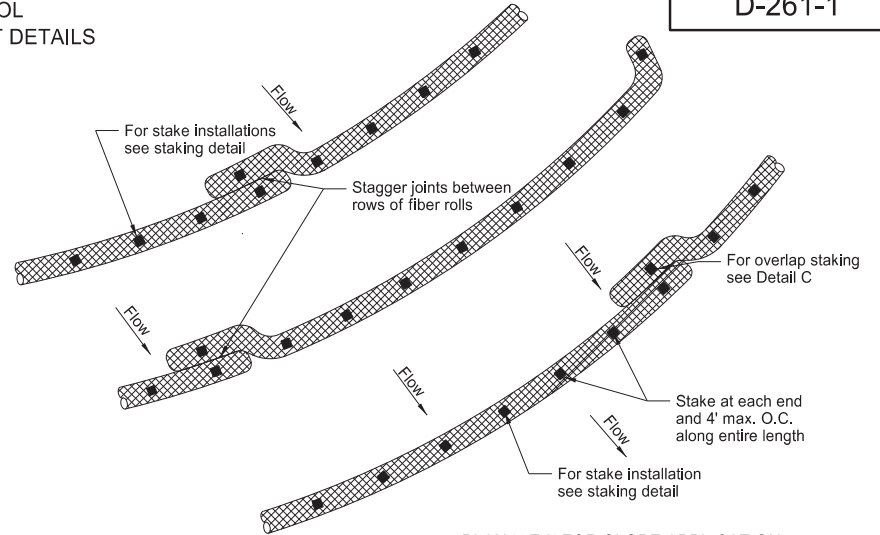
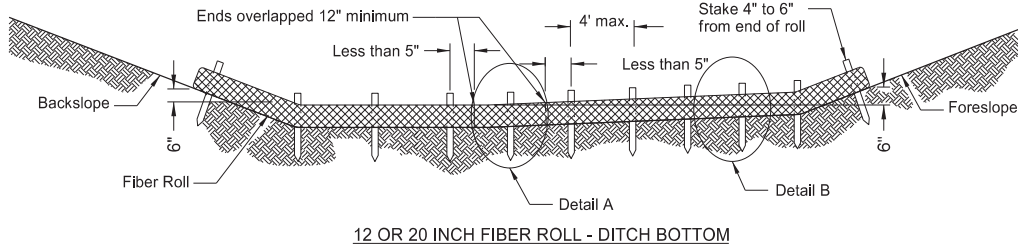
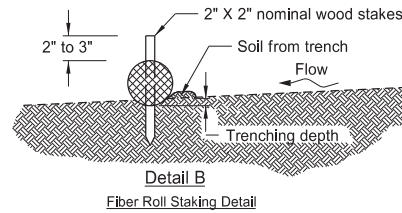
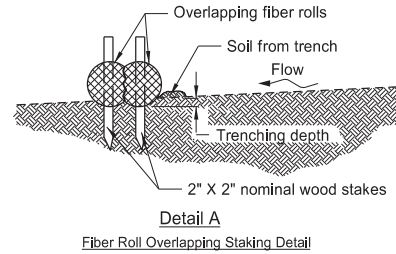
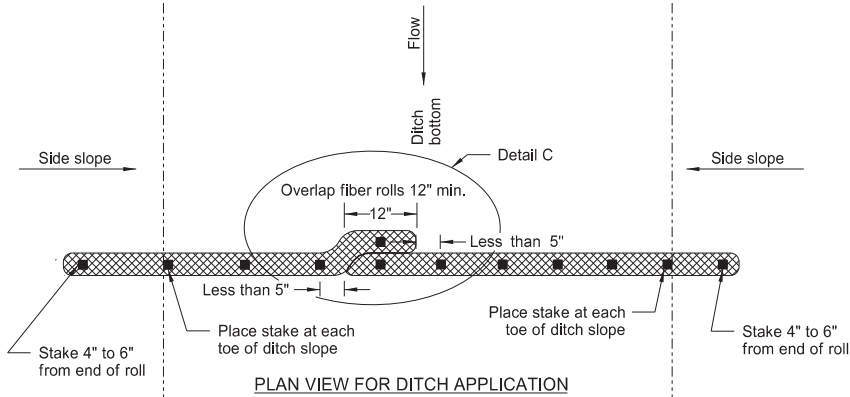


### EROSION CONTROL FIBER ROLL PLACEMENT DETAILS

D-261-1



**PLAN VIEW FOR SLOPE APPLICATION**  
Ensure fiber rolls are placed along the contours of the slope.



FIBER ROLL DIAMETER	NOMINAL STAKE SIZE	MINIMUM STAKE LENGTH	MINIMUM TRENCH DEPTH	MAXIMUM TRENCH DEPTH
6"	2" x 2"	18"	2"	2"
12"	2" x 2"	24"	2"	3"
20"	2" x 2"	36"	3"	5"

NOTE: Runoff must not be allowed to run under or around roll.

NORTH DAKOTA DEPARTMENT OF TRANSPORTATION	
11-15-10	
REVISIONS	
DATE	CHANGE
06-10-13	Added plan view for ditch and slope application. Added table with values for stake and trench dimensions.
10-04-13	Revised fiber roll overlap detail.
06-26-14	Changed standard drawing number from D27087 to D261-1.
08-27-19	New Design Engineer PE Stamp
04-22-24	Slope Plan View-Overlap Change.



04/22/24