
































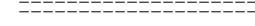

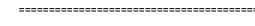








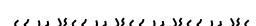












Line Styles

	Subgrade Reinforcement		Existing Railroad Switch		Sheet Piling
	Existing Down Guy Wire Down Guy		Overhead Sign Structure Cantilever		W-Beam w Posts
	Existing Fence		24 Inch Pipe		Existing W-Beam Guardrail with Posts
	Existing Railroad		Reinforced Concrete Pipe		Exst Wet Area-Vegetation Break
	Existing Sanitary Sewer		Signal Head with Mast Arm		Existing Wetland Delineated
	Existing Sanitary Force Main		Existing Signal Head with Mast Arm		
	Existing Storm Drain		Tie Bar at Random Spacing		
	Existing Storm Drain Force Main		3-Cable w Posts		
	Fence		Existing 3-Cable w Posts		
	Silt Fence		Site Boundary		
	Existing Field Line		Fiber Rolls		
	Exst Flow		Doweled Joint		
	Flow		Tie Bar 30 Inch 4 Foot Center to Center		
	Existing Culvert		Tie Bar 18 Inch 3 Foot Center to Center		
	Existing Curb		Existing Berm, Dike, Pit, or Earth Dam		
	Existing Valley Gutter		Existing Ditch Block		
	Existing Driveway Gutter		Depression Contours		
	Existing Curb and Gutter		Existing City Corporate Limits or Reservation Boundary		
	Existing Mountable Curb and Gutter		Gravel Pit - Borrow Area		
	Existing Double Micro Loop Detector		Existing Tree Boundary		
	Micro Loop Detector Double		Tree Row		
	Existing Overhead Sign Structure		Existing Brush or Shrub Boundary		
	Existing Micro Loop Detector		Existing Retaining Wall		
	Micro Loop Detector		Existing Planter or Wall		
	Existing Overhead Sign Structure Cantilever		Retaining Wall (Plan View)		

NORTH DAKOTA DEPARTMENT OF TRANSPORTATION	
4-20-11	
REVISIONS	
DATE	CHANGE

This document was originally issued and sealed by Roger Weigel, Registration Number PE-2930, on 4/20/11 and the original document is stored at the North Dakota Department of Transportation