



# NDDOT Pop-up Demonstration Experience

AASHTO CAT Webinar

January 29, 2019



# Overview of ND Moves

---

- State Active and Public Transportation Plan
  - Design
  - Data
  - Laws, policies, and programs
  - Funding
  - Safety
  - Statewide and US bicycle network



# ND Moves Project Website



## → About This Project

*NDDOT is developing a statewide active and public transportation plan.*

The Statewide Active and Public Transportation Plan, or **ND Moves**, will review and identify existing and emerging needs and recommend strategies for the future of biking, walking, rolling, and transit across the state. State, regional, and local stakeholders will be engaged in this process to help identify needs and opportunities and provide direction on the overall vision for the North Dakota transportation system. Ultimately, the plan will help to update or establish guidance on statewide programming and policies for NDDOT, and can also provide support and guidance to local communities.



<https://www.dot.nd.gov/plans/statewide/index.html>

# What is a Pop-up Demonstration

- Small-scale, short-term installation meant to depict a proposed project in the real world
- Generally made up of low-cost temporary materials
- Might also be referred to as a “Quick Build” or “Tactical Urbanism”
- Allow public to experience or “test drive” a potential project to see how it functions before investing significant resources in a permanent project



# Pop-up Locations

Participating  
Communities:

Bismarck

Mandan

Grand Forks

Williston

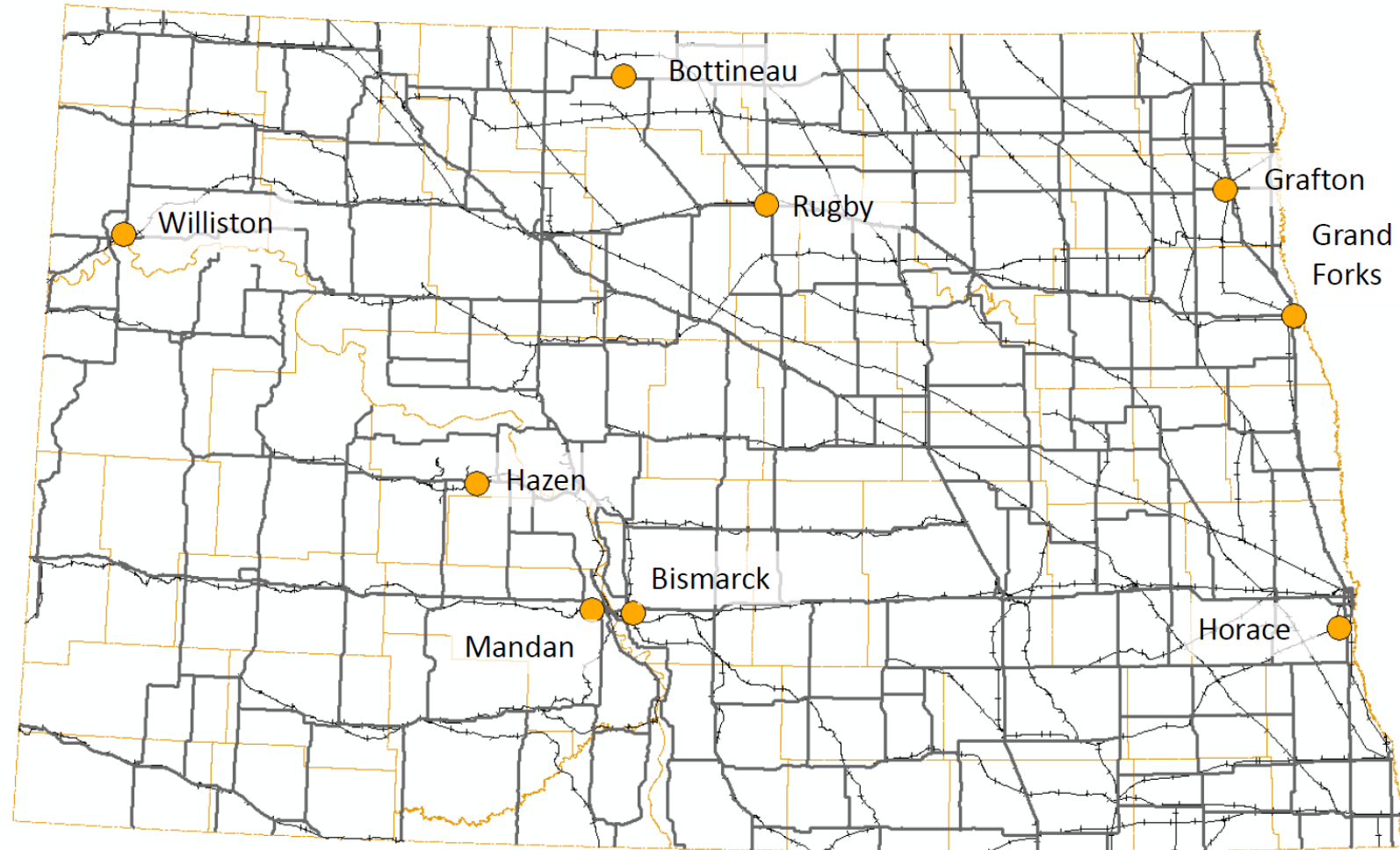
Hazen

Rugby

Grafton

Bottineau

Horace

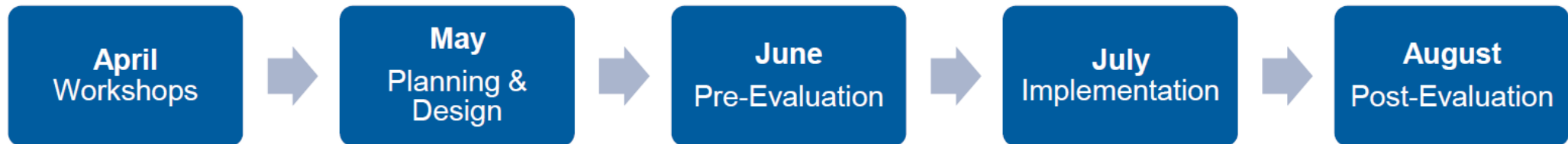




# Pop-up Scope and Schedule

---

- One intersection to one block length
- One day to one month
- Could be located on any roadway



# NDDOT Provided

- Coordinate project planning, design, and installation
- Facilitate workshop to guide communities in project selection, planning and design
- Create project plans outlining design, materials, schedule and roles
- Develop customized data collection tools for project evaluation
  - Such as online surveys and hard copy surveys at the site



# Local Responsibility

- Identify location based on local goals
- Provide all project supplies/materials
- Provide labor for installation (generally volunteers or city staff)
- Project coordination and outreach
- Pre- and post-demonstration evaluation based on local and state goals





# Public Involvement

## ACTIVE TRANSPORTATION DEMONSTRATION PROJECTS

### DEMONSTRATION PROJECTS BRING ND MOVES DESIGN IDEAS TO LIFE!

This summer, nine communities across North Dakota are testing out new ideas for active transportation: Bottineau, Bismarck, Grafton, Grand Forks, Hazen, Horace, Mandan, Rugby, Williston

Demonstration projects use short-term, low-cost materials to spark long-term safety improvements for walking, bicycling, and driving. The projects help communities save money by testing new designs proposed as part of ND Moves. The projects are a partnership between the North Dakota Department of Transportation, North Dakota Department of Public Health, and local communities.



BISMARCK

WILLISTON


BOTTINEAU



What do you think? Have you tried out one of the demonstration projects? Take our brief survey to tell us what you think: [bit.ly/NDmoves](http://bit.ly/NDmoves)



On-site posters and hardcopy surveys



Social-media



# Why We Did It

- Growing local interest
- Effective way to demonstrate concepts within ND Moves
  - Allows public engagement in different scales (Large scale statewide plan combined with small scale tangible pop-up project)
- Test a new public involvement approach
- Introduced new concepts to a number of North Dakotans who wouldn't have typically been exposed to them





# Demonstration Types





# What Worked Well

- Low cost
- Short set-up time
- Initiated community conversations on new concepts
- Significant public feedback
  - Roughly 2,000 responses associated with the 9 demonstrations
- Provided mode specific preferences
  - In general people walking, biking, and using public transportation had positive responses about the demonstrations and people driving had negative responses about the demonstrations
- Enhanced collaboration





# What We Learned

- We didn't know what we didn't know
- FHWA direction that demonstrations need to be consistent with MUTCD
- Bold colors can be good and bad
- Pop-up demonstration misunderstood for permanent project
- Use materials that can easily be changed
- Have an Internal response team



# Next Steps

- Data analysis to determine effectiveness of demonstrations
  - Based on locally defined goals and measures of success
- Develop a comprehensive lessons learned document
  - NDDOT, participating community, plan consultant, and FHWA perspective
- Incorporate analysis and public feedback into final document anticipated in April 2019





# Resources

- *Tactical Urbanists Guide to Materials Design*  
<http://tacticalurbanismguide.com/>
- *The AARP Pop-up Demonstration Tool Kit*  
<https://www.aarp.org/livable-communities/tool-kits-resources/info-2016/pop-up-demonstration-tool-kit.html>
- *The Planner's Guide to Tactical Urbanism*  
<https://reginaurbanecology.files.wordpress.com/2013/10/tuguide1.pdf>
- *National Association of City Transportation Officials Urban Street Design Guide – Interim Design Strategies Chapter*  
<https://nacto.org/publication/urban-street-design-guide/interim-design-strategies/>
- *Quick Builds for Better Streets: A New Project Delivery Model for U.S. Cities*  
[https://b.3cdn.net/bikes/675cdae66d727f8833\\_kzm6ikutu.pdf](https://b.3cdn.net/bikes/675cdae66d727f8833_kzm6ikutu.pdf)

